



US00D376985S

United States Patent [19]
Ikeuchi

[11] **Patent Number: Des. 376,985**

[45] **Date of Patent: **Dec. 31, 1996**

[54] **WRIST WATCH WITH BRACELET**

[75] **Inventor: Marie Ikeuchi, Hino, Japan**

[73] **Assignee: Citizen Watch Co., Ltd., Tokyo, Japan**

[**] **Term: 14 Years**

[21] **Appl. No.: 42,687**

[22] **Filed: Aug. 14, 1995**

[52] **U.S. Cl. D10/32; D10/30**

[58] **Field of Search D10/1-40, 122-129,
D10/132; D11/1-3, 12-25; 368/223, 276,
277, 280-282, 285, 290**

[56] **References Cited**

U.S. PATENT DOCUMENTS

D. 138,099	6/1944	Peyrot	D10/32
D. 156,744	1/1950	Kent	D10/32
D. 299,811	2/1989	Tsukui	D10/32
D. 335,469	5/1993	Bichi	D11/3
D. 361,727	8/1995	Koga	D10/32
D. 361,944	9/1995	Ohba et al.	D11/12 X

OTHER PUBLICATIONS

Thomas Distribution brochure; 1994; Watch far right 7th from top under the abalone.

Primary Examiner—Nelson C. Holtje

Assistant Examiner—Caron D. Veynar
Attorney, Agent, or Firm—Cushman Darby & Cushman, L.L.P.

[57] **CLAIM**

The ornamental design for a wrist watch with bracelet, as shown and described.

DESCRIPTION

FIG. 1 is a top, front and right side perspective view of a wrist watch with bracelet showing my new design;

FIG. 2 is a top plan view thereof;

FIG. 3 is a bottom plan view thereof;

FIG. 4 is a bottom, rear and left side perspective view thereof;

FIG. 5 is a fragmentary top perspective view of part of the rear end thereof;


FIG. 6 is a fragmentary bottom perspective view of part of the front end thereof;

FIG. 7 is a top and right side perspective view thereof in linked position;

FIG. 8 is a right side view thereof in linked position; and,

FIG. 9 is a left side view thereof in linked position.

1 Claim, 4 Drawing Sheets






FIG. 1



FIG. 2




FIG. 3




FIG. 4




FIG. 5




FIG. 6




FIG. 7



FIG. 9



FIG. 8