



US00D376979S

# United States Patent [19]

Davidson, III

[11] Patent Number: **Des. 376,979**

[45] Date of Patent: **\*\*Dec. 31, 1996**

[54] **COMBINED CONTAINER AND LIDS**

[76] Inventor: **Thomas A. Davidson, III**, 13 Glen Ave., Castle Hills, New Castle, Del. 19720

[\*\*] Term: **14 Years**

[21] Appl. No.: **46,687**

[22] Filed: **Oct. 23, 1995**

[52] U.S. Cl. .... **D9/504; D9/341; D9/520**

[58] Field of Search ..... **D9/520, 500, 503, D9/504, 505, 341, 347; 215/6, 2; 220/8**

[56] **References Cited**

**U.S. PATENT DOCUMENTS**

D. 278,600	4/1985	Fortuna .....	D9/556
D. 289,143	4/1987	Guillaume .....	D9/501
D. 328,248	7/1992	Ruff .....	D9/503 X
D. 354,909	1/1995	Blanche .....	D9/341
2,464,278	3/1949	Wilson .....	D9/505 X
2,764,309	9/1956	Zelonka .....	215/6 X
2,771,184	11/1956	Ryno et al. ....	D9/503 X

3,071,281	1/1963	Sawai .....	D9/520 X
3,144,152	8/1964	Kopp .....	215/6
3,217,964	11/1965	Stegner .....	D9/505 X
4,444,324	4/1984	Grenell .....	215/6

Primary Examiner—Lucy Lieberman

[57] **CLAIM**

The ornamental design for a combined container and lids, as shown and described.

**DESCRIPTION**

FIG. 1 is a front elevation of a combined container and lids showing my new design in an exploded condition; FIG. 2 is a rear elevation thereof, the side elevations are the same; FIG. 3 is a top plan view thereof; FIG. 4 is a bottom plan view thereof; FIG. 5 is a sectional view taken vertically through the mid-plane of the device at line 5—5 of FIG. 3; and, FIG. 6 is a perspective view of the closed container illustrating the two lids screwed in.

**1 Claim, 3 Drawing Sheets**


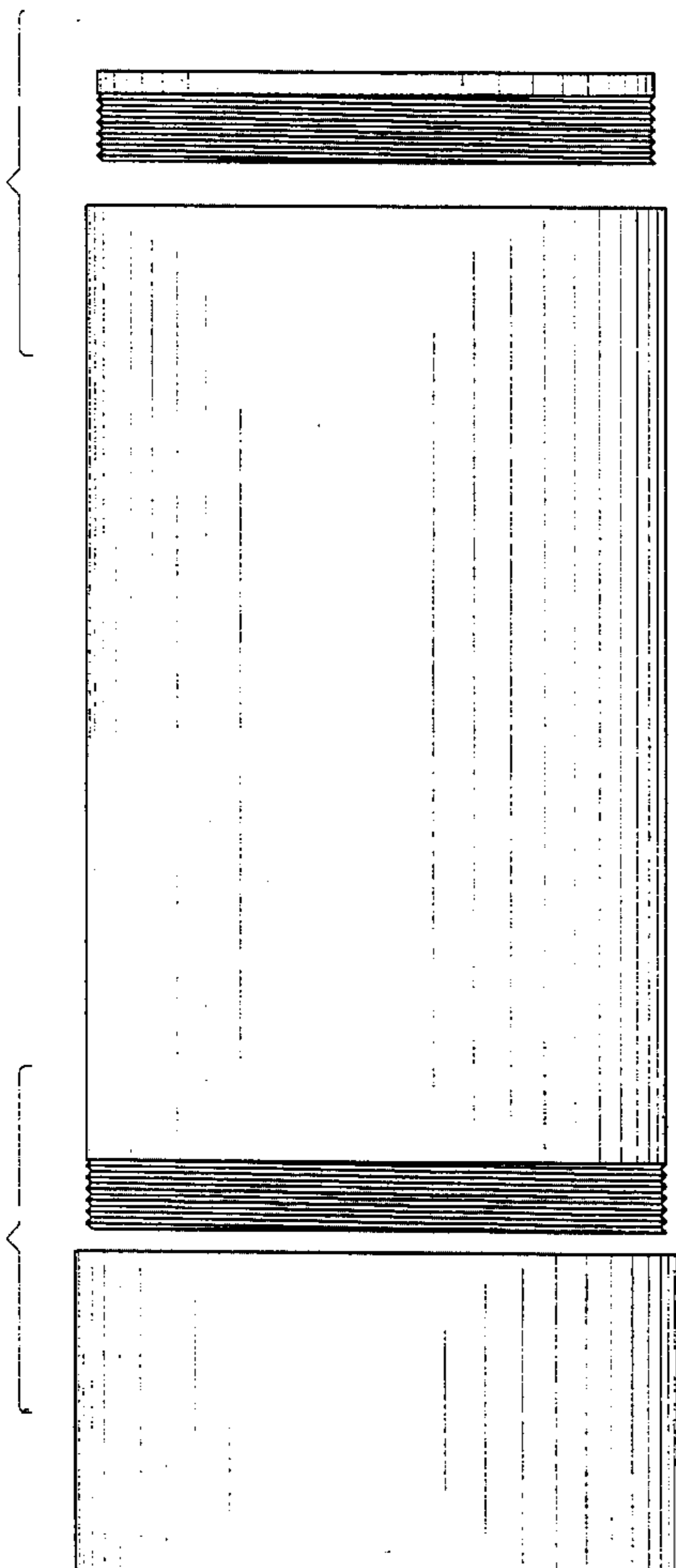


FIG. 1

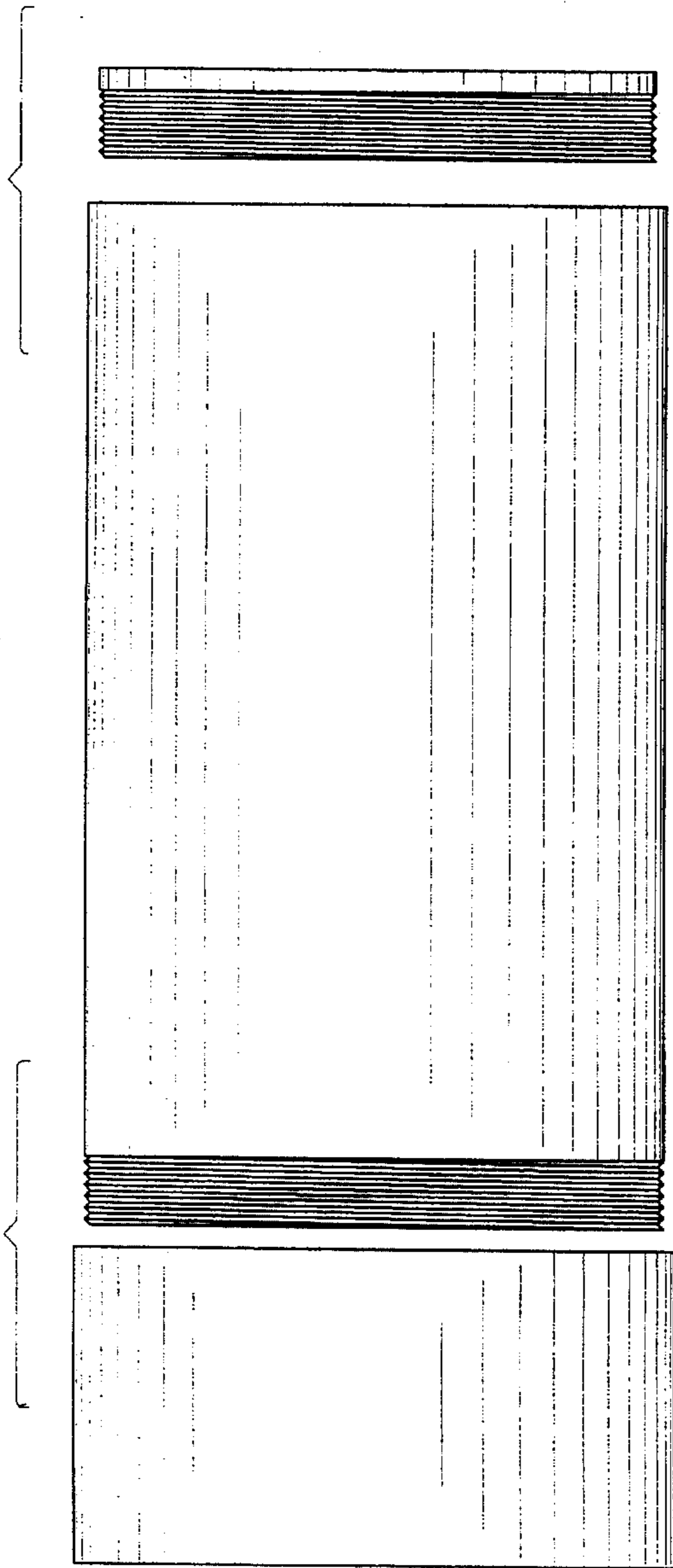


FIG. 2

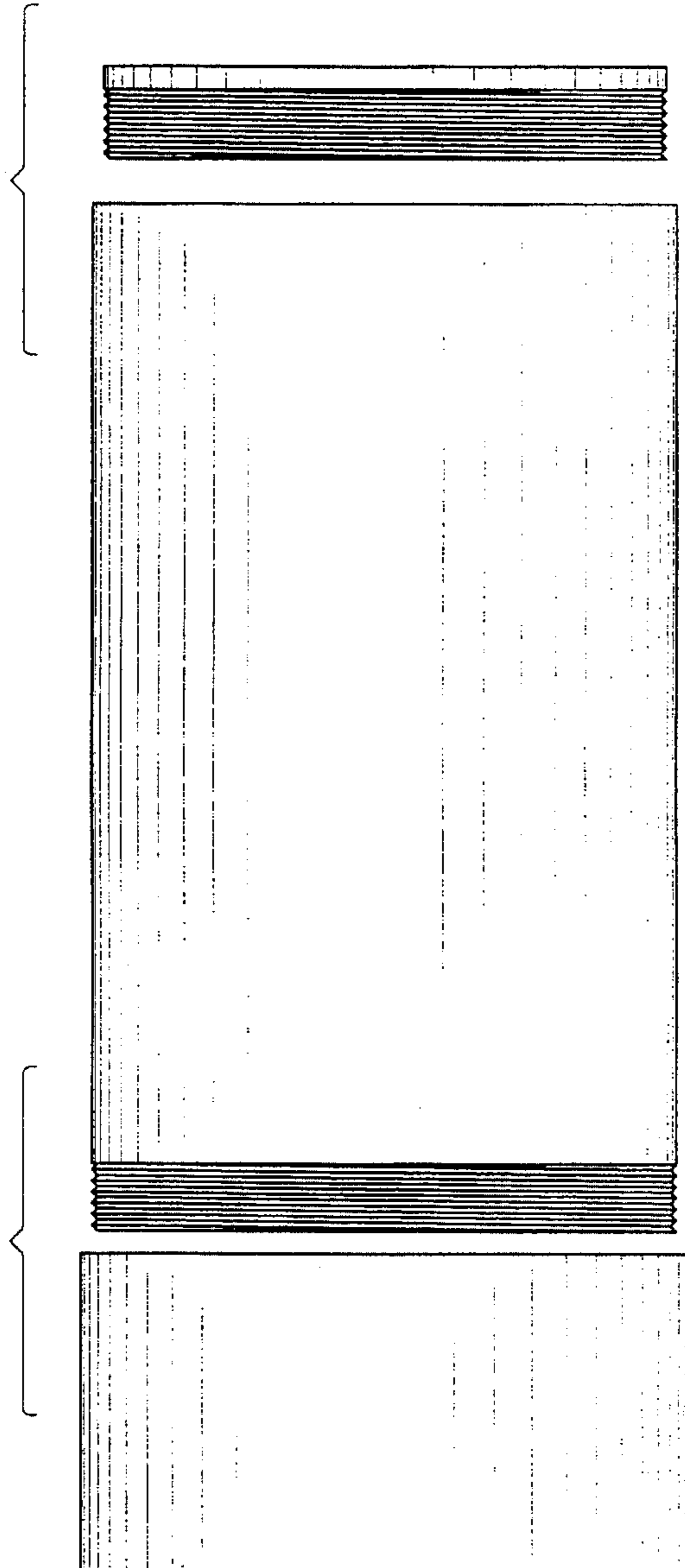


FIG. 3

FIG. 4


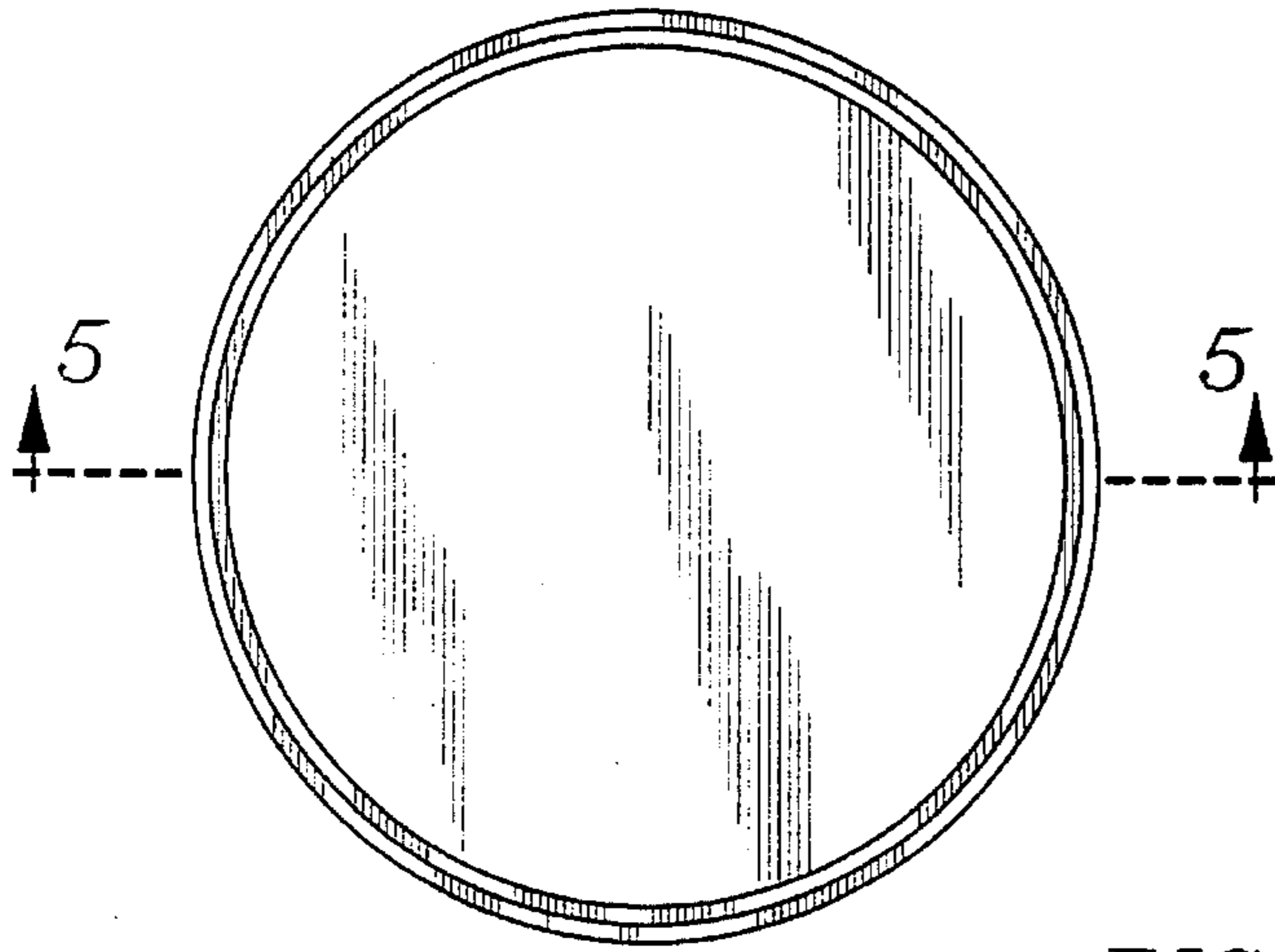


FIG. 5




FIG. 6

