



US00D376938S

**United States Patent** [19]  
**Caldwell**

[11] **Patent Number: Des. 376,938**

[45] **Date of Patent: \*\*Dec. 31, 1996**

[54] **CHAIR FRAME ARMREST**

[75] **Inventor: John Caldwell, San Marino, Calif.**

[73] **Assignee: Crown Leisure Products, Inc.,  
Owosso, Mich.**

[\*\*] **Term: 14 Years**

[21] **Appl. No.: 21,986**

[22] **Filed: Apr. 28, 1994**

[52] **U.S. Cl. .... D6/501**

[58] **Field of Search ..... D6/500-502, 334,  
D6/366, 376, 379, 368; 297/411.2, 411.23,  
411.24, 411.26, 411.43, 411.44, 411.45,  
411.46; 248/118**

[56] **References Cited**

**U.S. PATENT DOCUMENTS**

D. 316,491	4/1991	Frnier	.....	D6/379	X
D. 317,087	5/1991	Frnier	.....	D6/361	
D. 342,840	1/1994	Doughty	.....	D6/376	
D. 343,304	1/1994	Weiss	.....	D6/376	

**OTHER PUBLICATIONS**

(4) pages catalog sheets - "Trident"-actual date of publica-  
tion unknown.

(4) pages catalog sheets - "Delphi"-actual date of publica-  
tion unknown.

(4) pages catalog sheets - "Chambaard"-actual date of  
publication unknown.

(4) pages catalog sheets - "Chambaard"-actual date of  
publication unknown.

(4) pages catalog sheets - "Nautica"-actual date of publi-  
cation unknown.

All of the above catalog sheets by Woodard, P.O. Box 280,  
317 S. Elm Street, Owosso, MI 48867.

*Primary Examiner*-Janice E. Seeger  
*Attorney, Agent, or Firm*-Learman & McCulloch

[57] **CLAIM**

The ornamental design for a chair frame armrest, as shown  
and described.

**DESCRIPTION**

FIG. 1 is a perspective view of a chair frame armrest,  
showing my new design, the broken lines being for envi-  
ronmental purposes only and forming no part of the claimed  
design;

FIG. 2 is a side elevational view of the chair frame armrest,  
the view being taken from the exterior side of one of the  
chair frame armrests in FIG. 1;

FIG. 3 is a front elevational view of the chair frame armrest;  
FIG. 4 is a rear elevational view of the chair frame armrest;  
FIG. 5 is a top plan view of the chair frame armrest; and,  
FIG. 6 is an under plan view of the chair frame armrest.

**1 Claim, 2 Drawing Sheets**

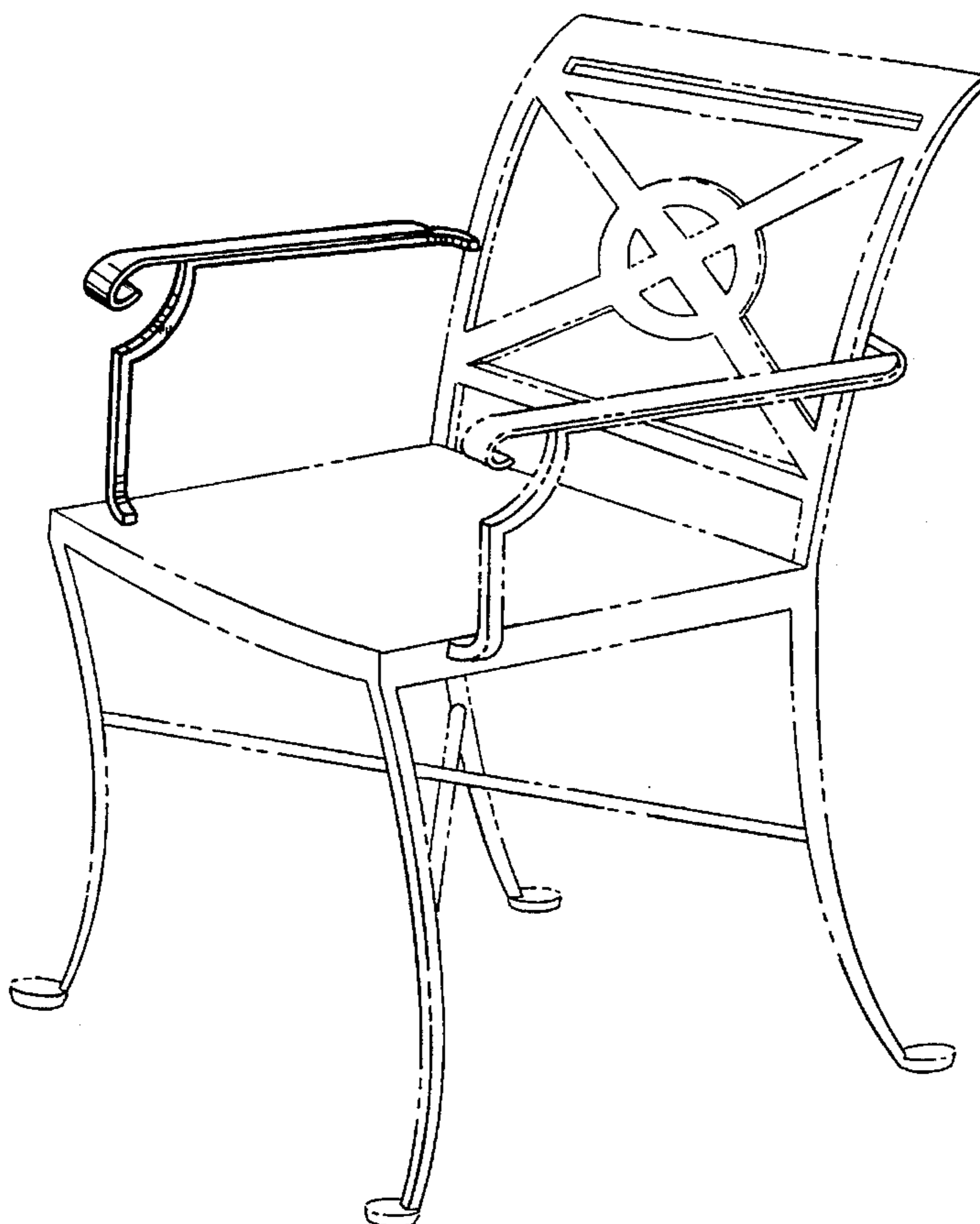


FIG -1


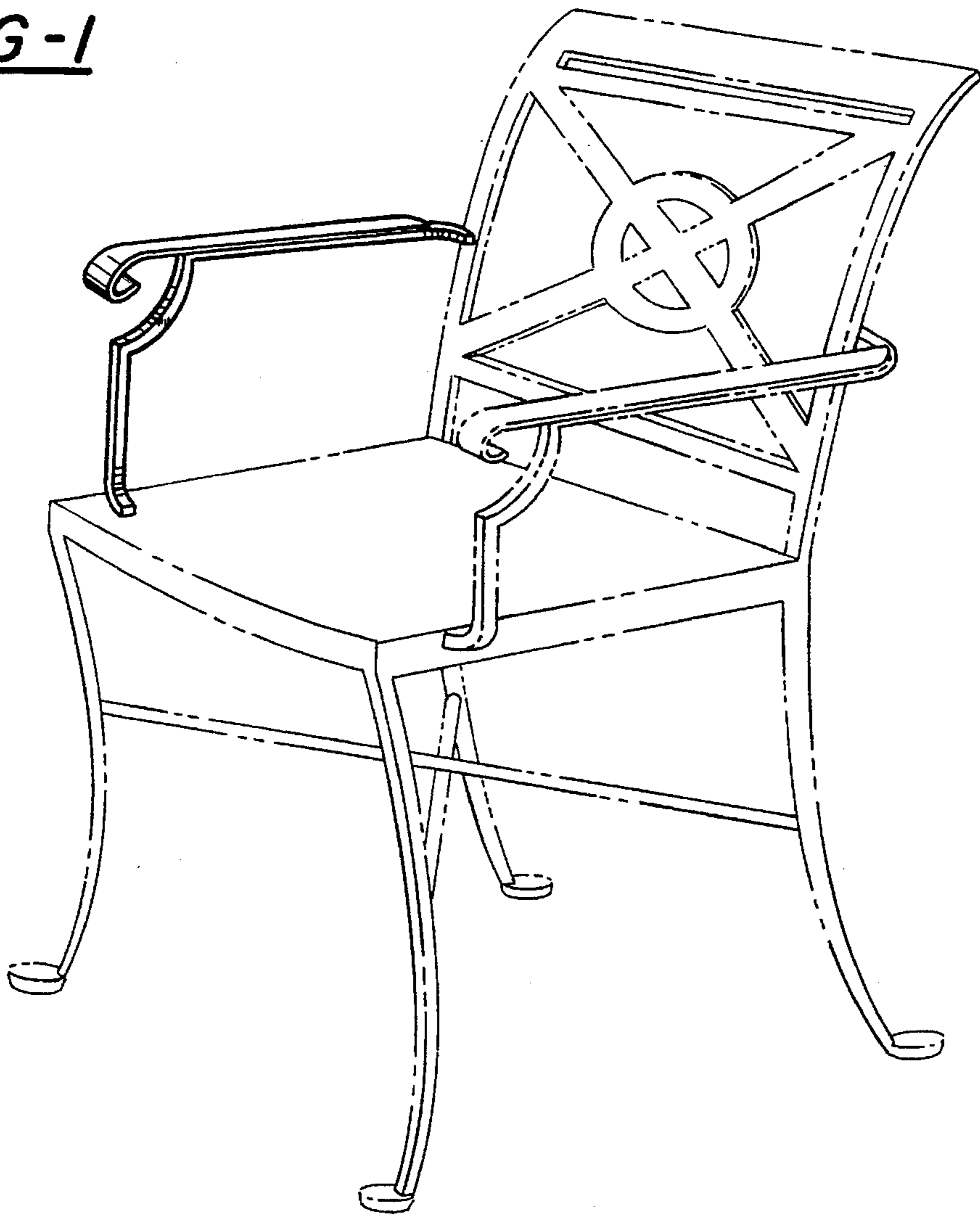


FIG -2

FIG - 3

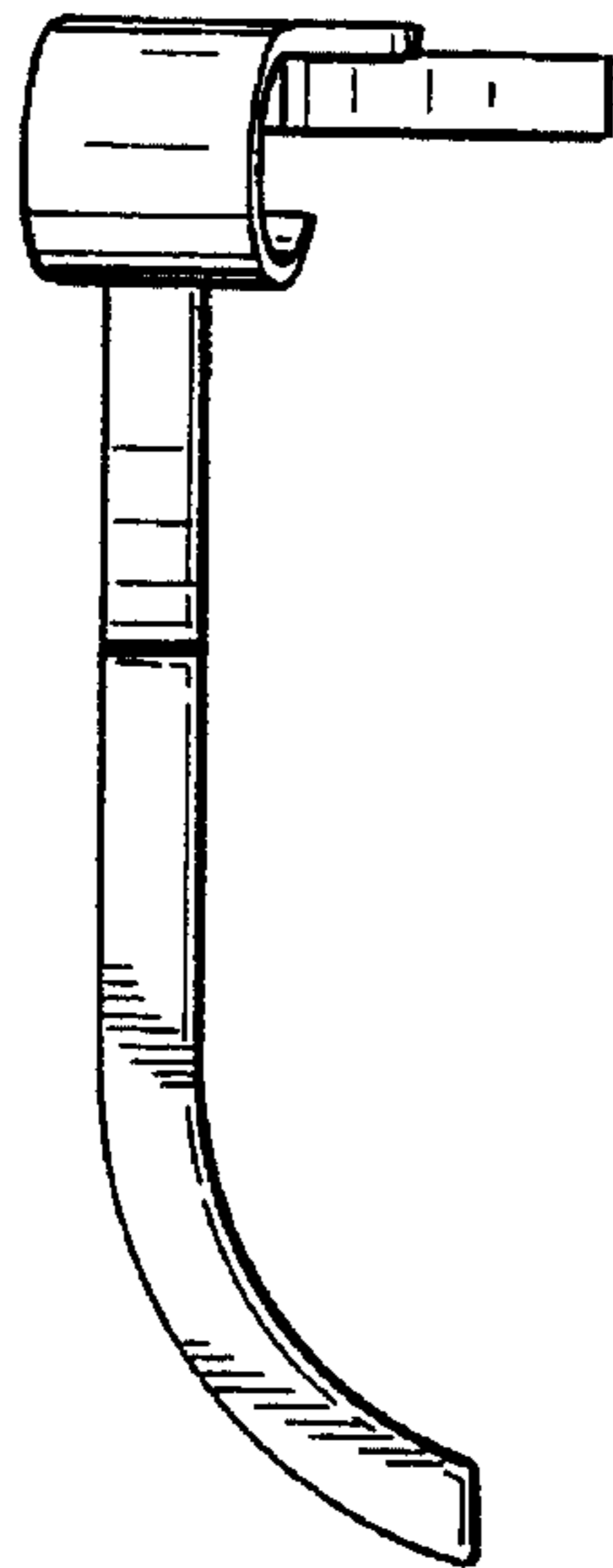


FIG - 4

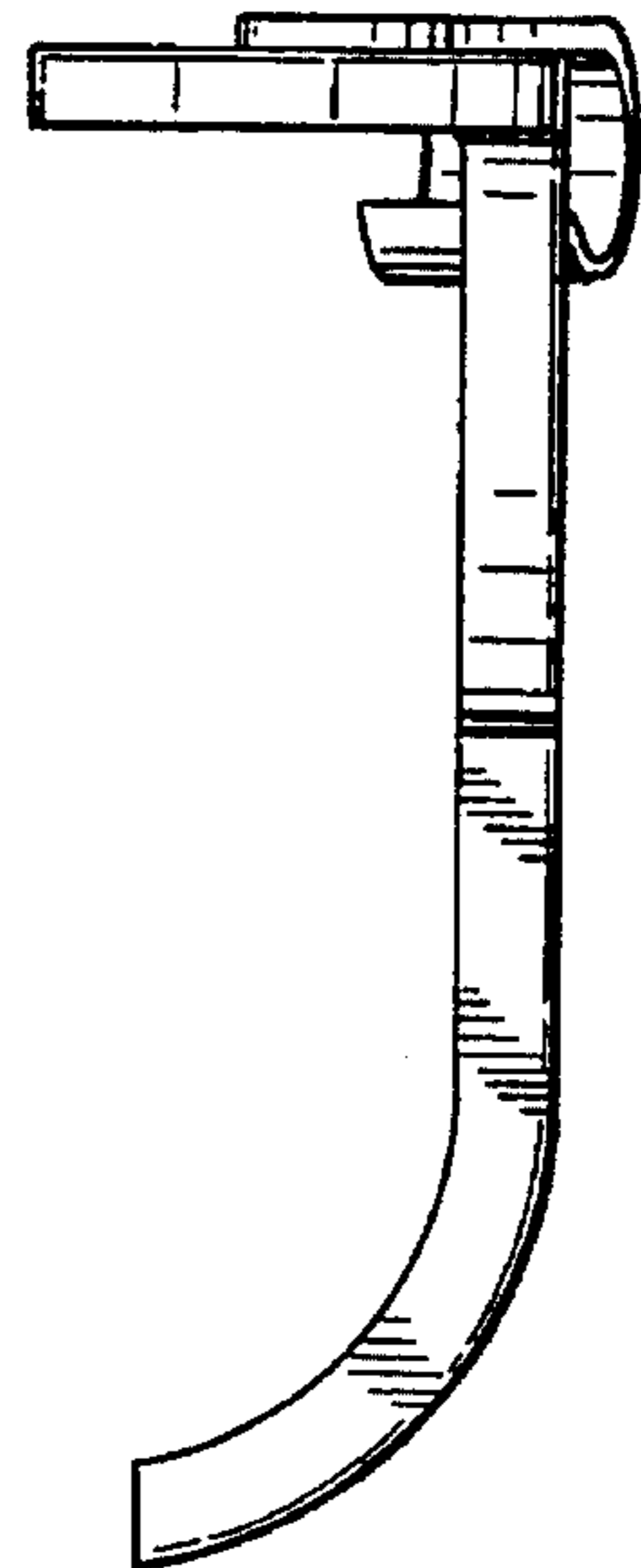


FIG - 5



FIG - 6

