



US00D376936S

United States Patent [19]

Batki-Braun et al.

[11] Patent Number: **Des. 376,936**

[45] Date of Patent: ****Dec. 31, 1996**

[54] **TABLE**

[75] Inventors: **Gabriel Batki-Braun, Purley; Bernard Heppenstall, Middle Woodford, both of England**

[73] Assignee: **Faversham Furniture Limited, Faversham, United Kingdom**

[**] Term: **14 Years**

[21] Appl. No.: **35,241**

[22] Filed: **Feb. 22, 1995**

[30] **Foreign Application Priority Data**

Aug. 26, 1994 [GB] United Kingdom 2041307

[52] U.S. Cl. **D6/488; D6/451; D6/487**

[58] Field of Search D6/480-489, 495, D6/497, 450, 451, 511; 108/151, 153, 156, 157, 161; 248/188, 188.1

[56] **References Cited**

U.S. PATENT DOCUMENTS

- D. 24,325 3/1895 Miller D6/495
- D. 65,556 9/1924 Burlin D6/495

- D. 71,857 1/1927 Waaler D6/495
- D. 78,295 4/1929 Kain D6/495
- D. 82,156 9/1930 Holloway D6/480 X
- D. 178,169 7/1956 Collins D6/488
- D. 298,706 11/1988 Alchin et al. D6/451

OTHER PUBLICATIONS

Lyon-Shaw, c1991, p. 13, #25130-V.
Brown Jordan, p. 47, table at top.

Primary Examiner—Janice E. Seeger
Attorney, Agent, or Firm—Bradley, Arant, Rose & White

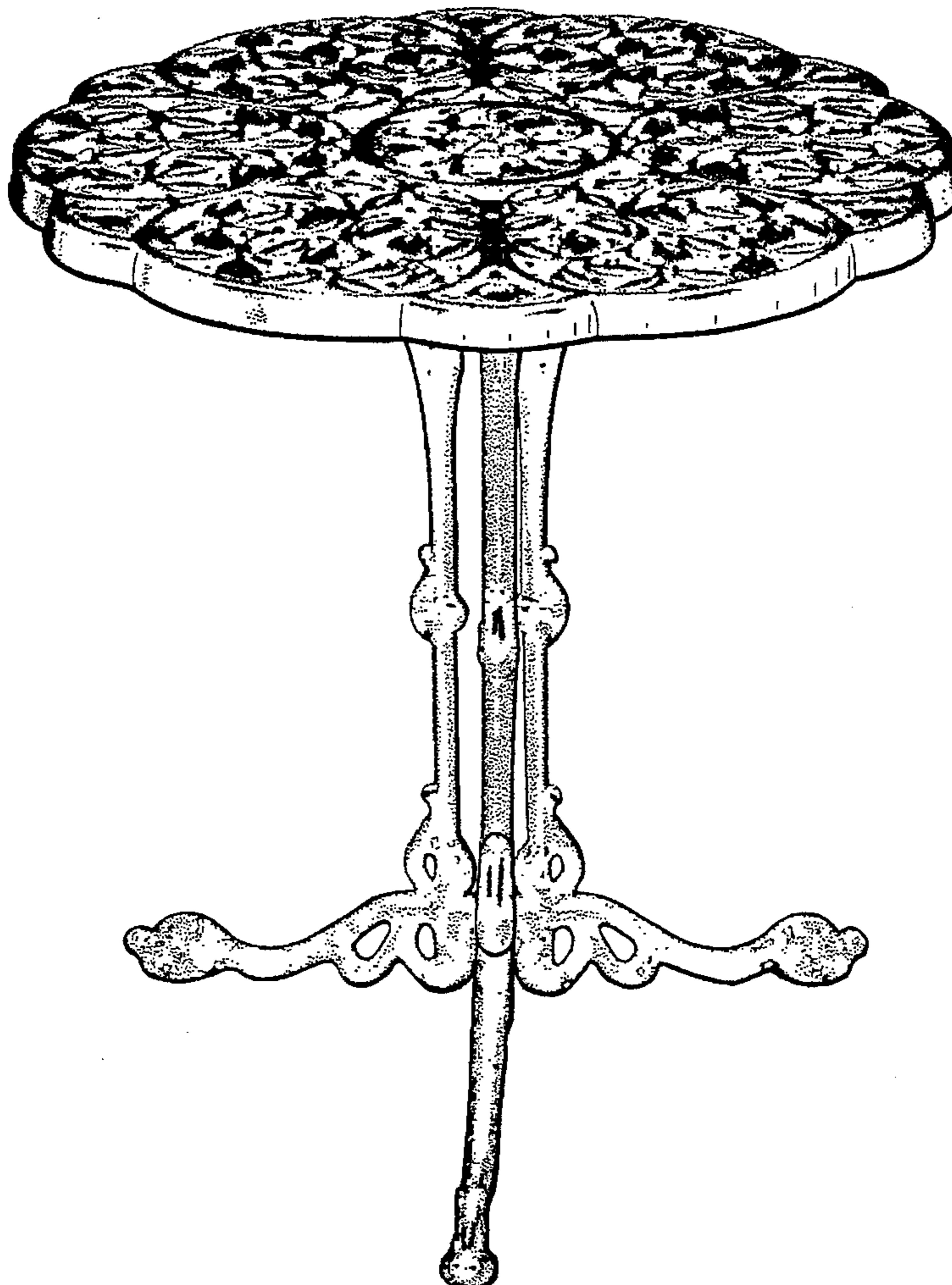
[57] **CLAIM**

The ornamental design for a table, as shown and described.

DESCRIPTION

FIG. 1 is a perspective view of our new design for a table as seen from a point which is above and to one side of the design, with the other side corresponding;
FIG. 2 is a top plan view showing the table top component, for convenience of illustration; and,
FIG. 3 is a side elevational view showing the leg component, for convenience of illustration, the opposite side being a mirror image thereof.

1 Claim, 3 Drawing Sheets






FIG. 1




FIG. 2

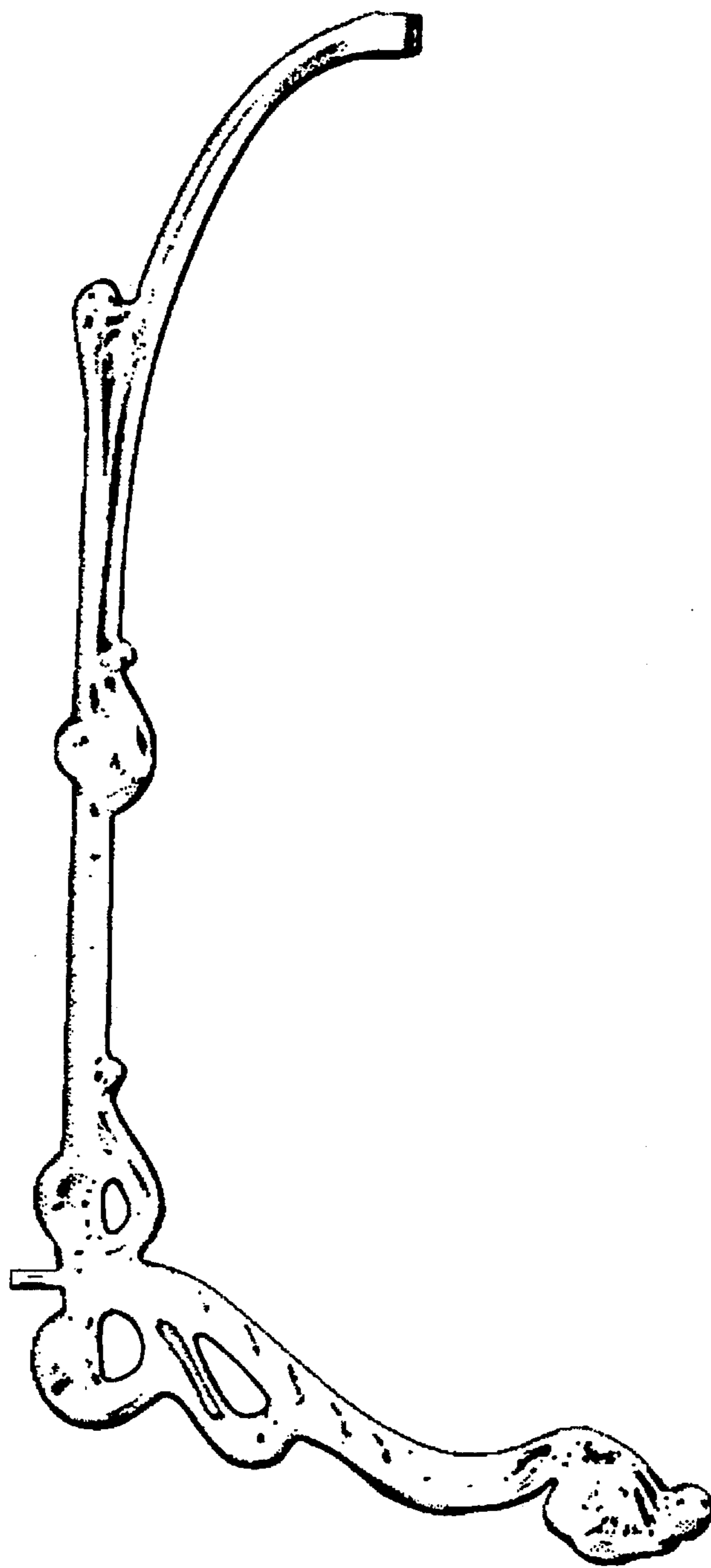


FIG. 3