



US00D376918S

United States Patent [19]

[11] Patent Number: **Des. 376,918**

Poulson et al.

[45] Date of Patent: ****Dec. 31, 1996**

[54] **BATH RING**

[75] Inventors: **Keith L. Poulson**, Westminster; **Robert M. Parker**, Aurora, both of Colo.; **Jon R. Rossman**, Chelmsford; **Bryan R. Hotaling**, Arlington, both of Mass.

[73] Assignee: **Gerry Baby Products Company**, Thornton, Colo.

[**] Term: **14 Years**

[21] Appl. No.: **46,091**

[22] Filed: **Nov. 7, 1995**

[52] U.S. Cl. **D6/333; D23/304; D21/237; D6/359**

[58] Field of Search **D21/237; D6/333, D6/359; D23/303, 304; 4/572.1, 571.1**

[56] **References Cited**

U.S. PATENT DOCUMENTS

D. 169,271	4/1953	McWaide	D15/1
D. 188,838	9/1960	Johnson, Jr.	D4/4
D. 288,118	2/1987	Boucher	D23/69
D. 332,529	1/1993	Shuler	D6/333
D. 334,052	3/1993	Haran	D23/304
1,406,779	2/1922	Thibadore	.	
1,769,722	7/1930	Sutton	.	
2,177,998	10/1939	Schuette	4/185
2,237,177	4/1941	Fischer	4/185
2,285,900	6/1942	Chapman	4/185
2,379,340	6/1945	Corbett	4/185
2,438,979	4/1948	Short	119/101
2,503,938	4/1950	Davis, Jr.	4/185

2,788,055	4/1957	Tumas	155/36.5
3,031,229	4/1962	Symbaluk	297/390
3,248,741	5/1966	Stout et al.	4/148
3,493,976	2/1970	Baker	4/173
3,528,111	9/1970	Chou	4/185
3,619,823	11/1971	Sackett	4/148
3,995,331	12/1976	Fotre et al.	4/185 B
4,881,281	11/1989	Lavoine et al.	4/572
4,951,329	8/1990	Shaw	4/568
5,005,902	4/1991	Farnworth et al.	297/250
5,010,606	4/1991	Bernstein et al.	4/572
5,033,131	7/1991	Paden	4/572
5,071,192	12/1991	Adler	297/464
5,158,460	10/1992	Bernstein et al.	4/572.1
5,181,284	1/1993	Raphael et al.	4/572.1
5,276,926	1/1994	Lopez	4/568
5,317,765	6/1994	Knoedler et al.	4/572.1

Primary Examiner—**Kay H. Chin**
 Attorney, Agent, or Firm—**Biebel & French**

[57] **CLAIM**

The ornamental design for a bath ring, as shown and described.

DESCRIPTION

FIG. 1 is a perspective view of the bath ring of the present invention;
 FIG. 2 is a top plan view thereof;
 FIG. 3 is a front elevational view thereof;
 FIG. 4 is a left side elevational view thereof;
 FIG. 5 is a rear elevational view thereof;
 FIG. 6 is a right side elevational view thereof; and,
 FIG. 7 is a bottom plan view thereof.

1 Claim, 5 Drawing Sheets

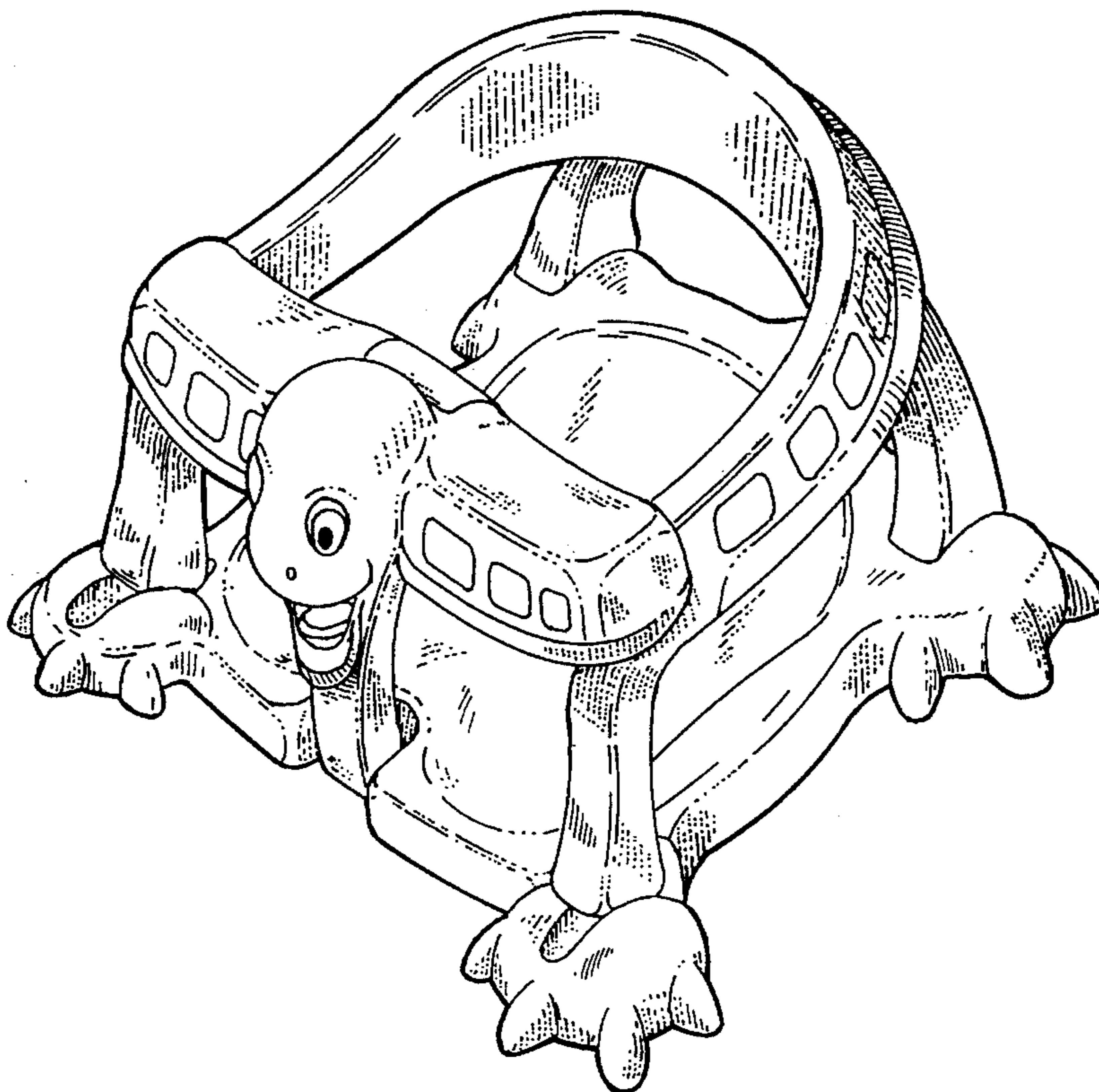


FIG -1




FIG - 2

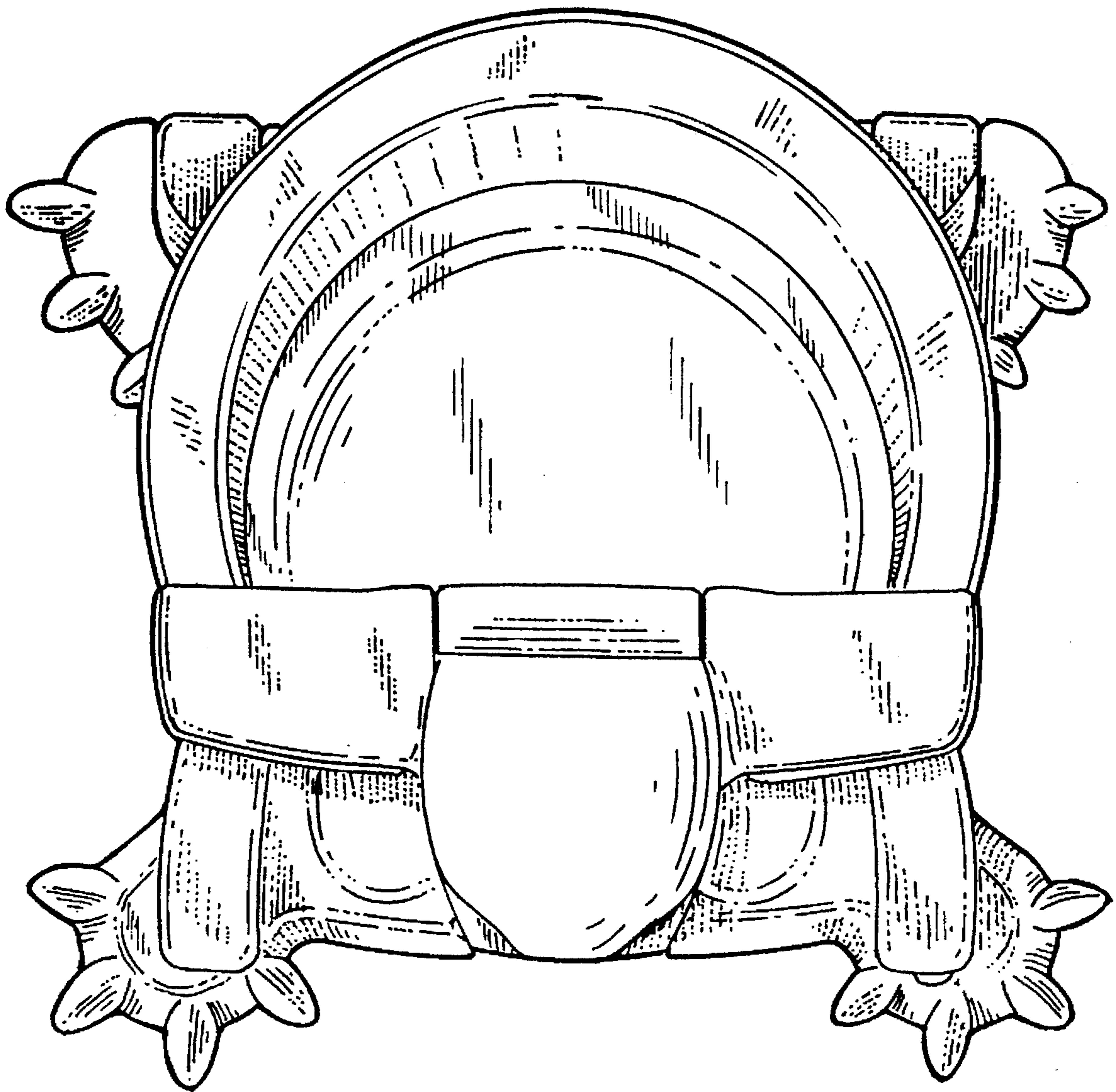


FIG-3

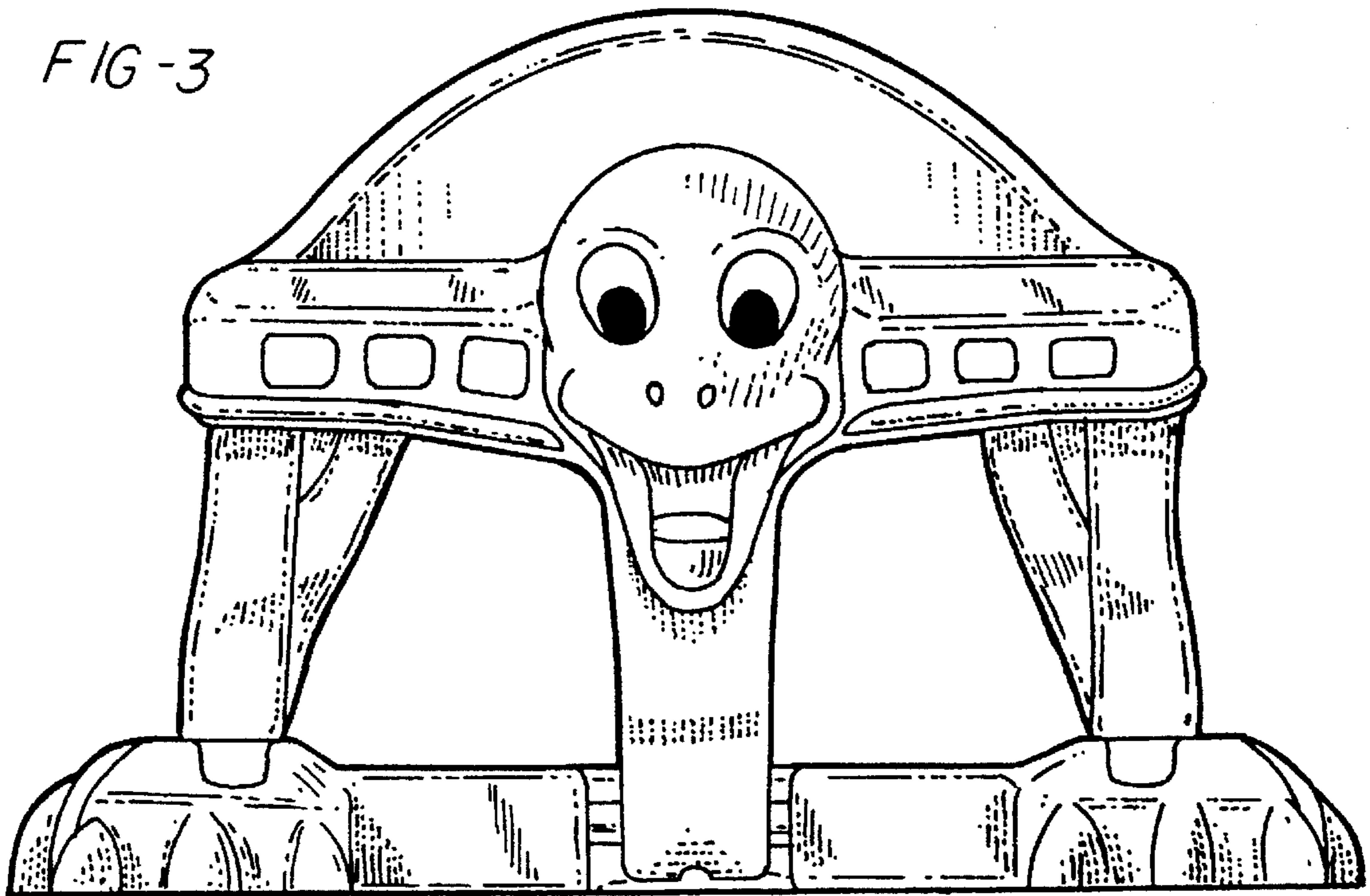


FIG-4

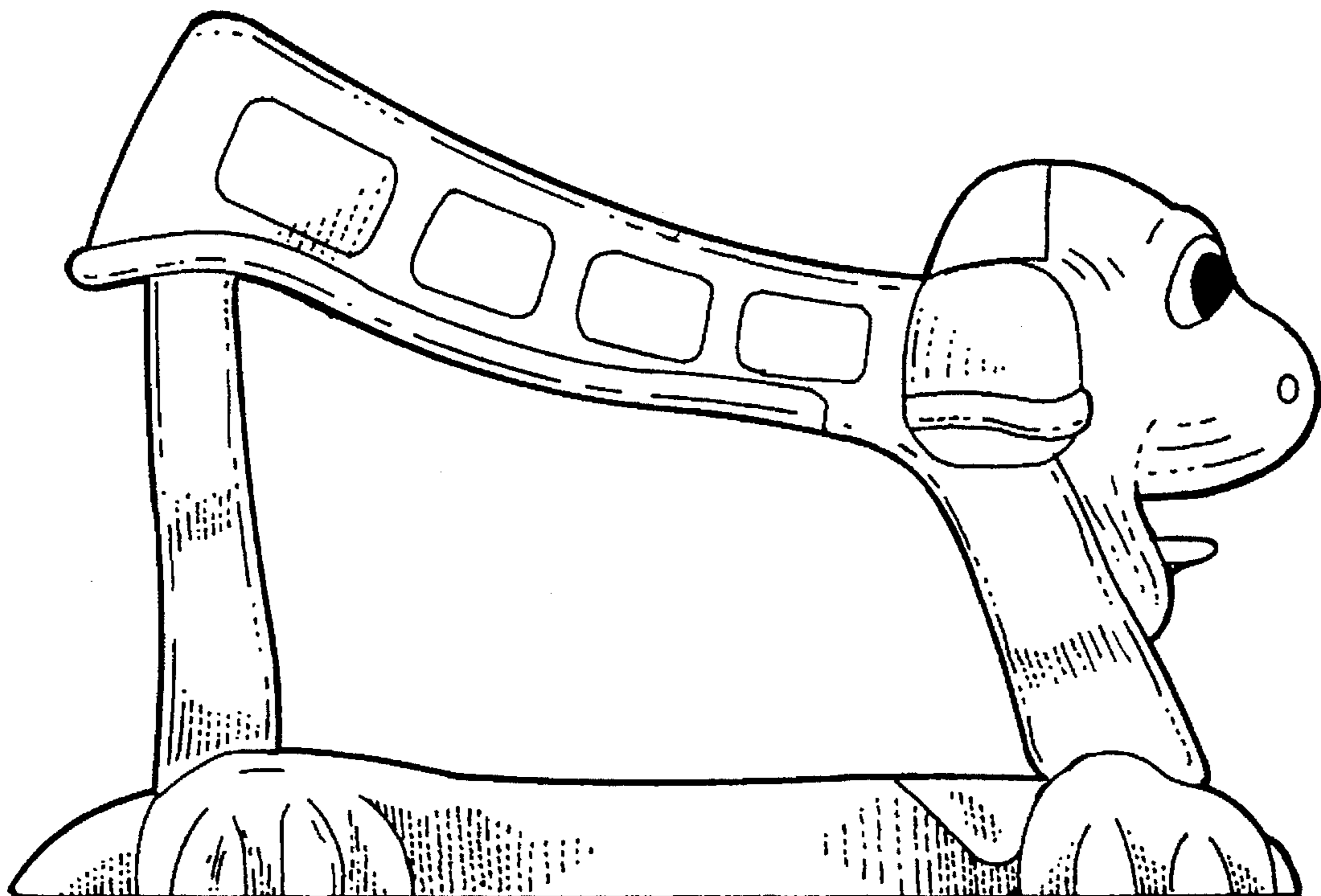


FIG - 5

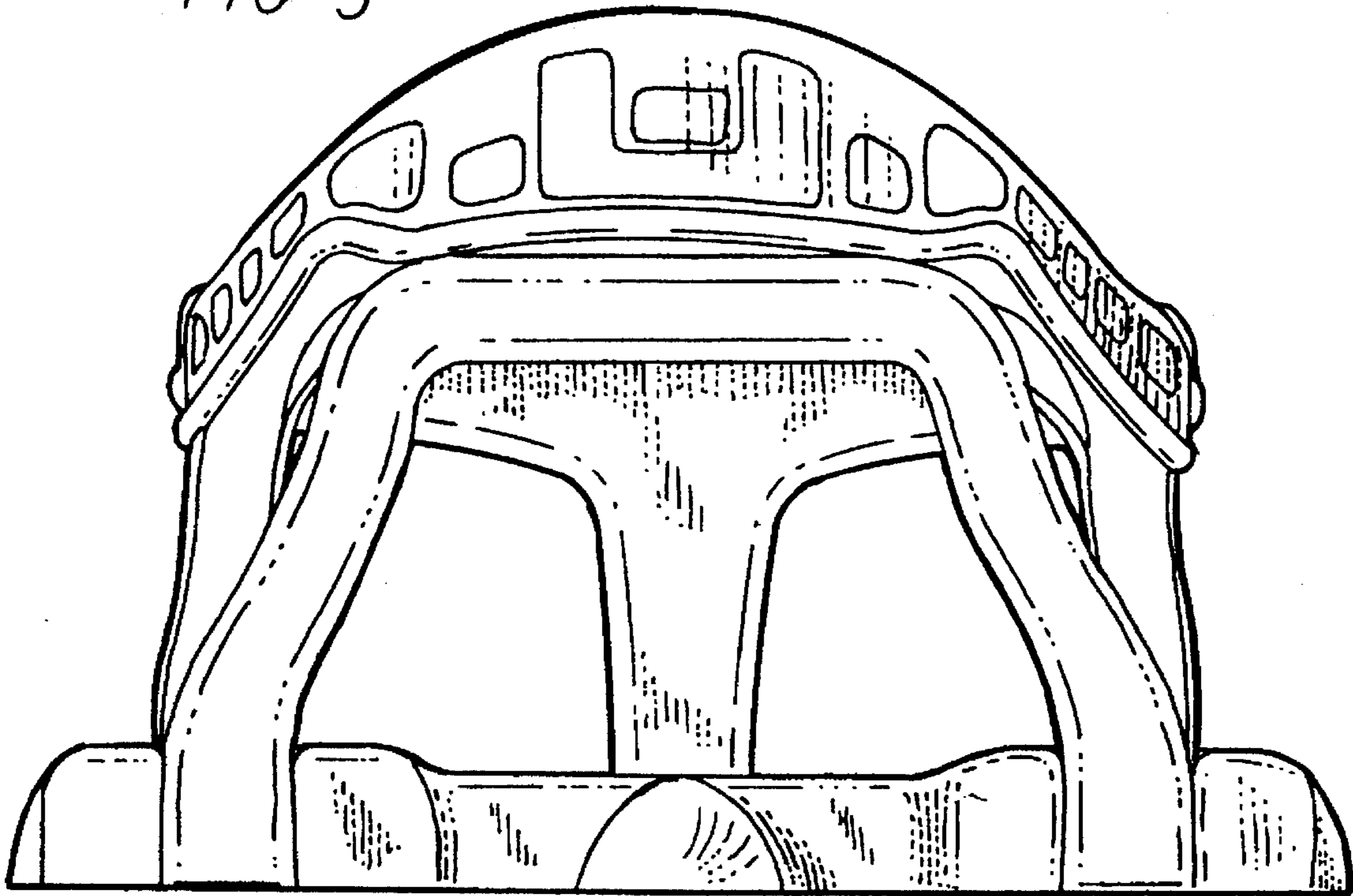


FIG - 6

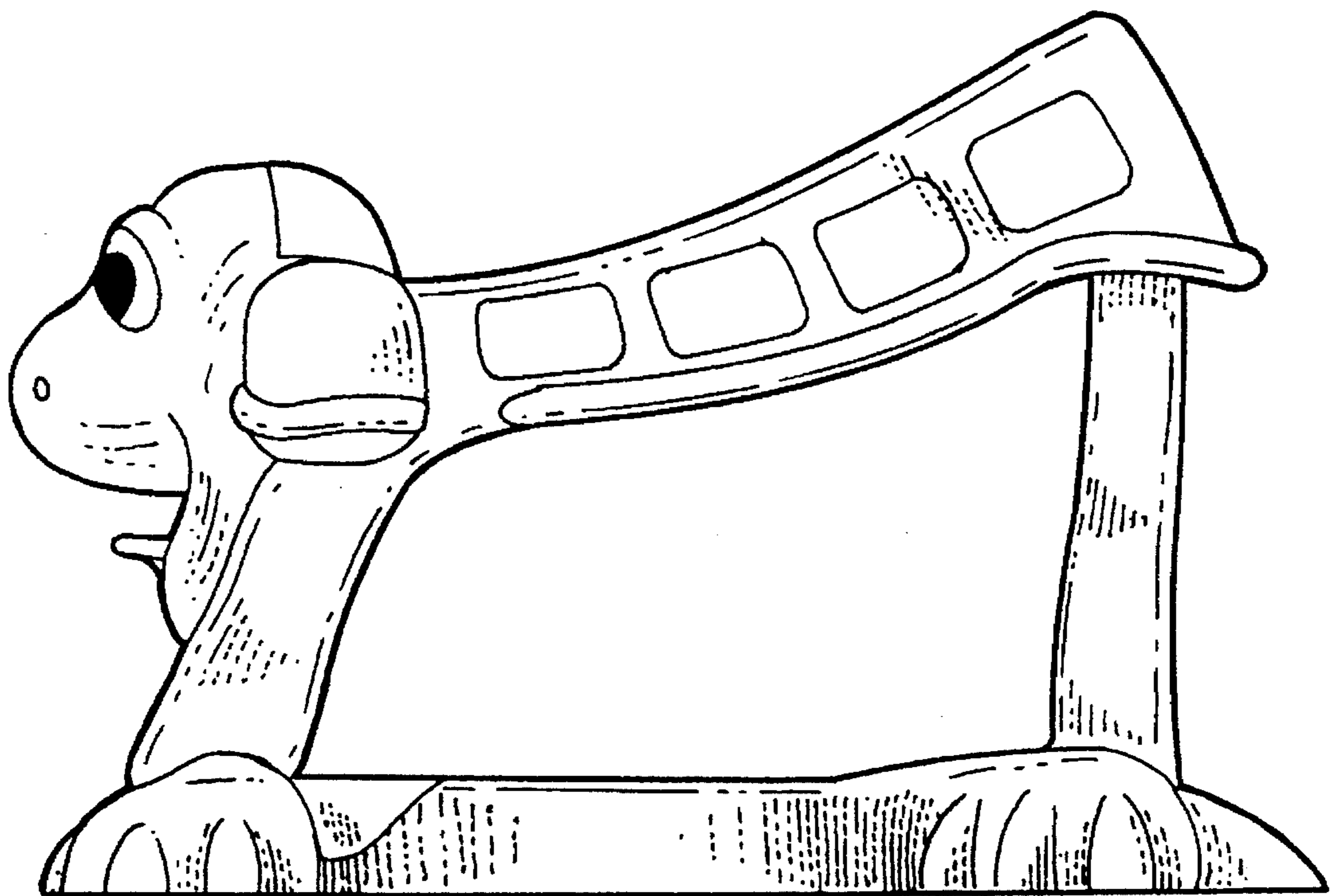


FIG-7

