



US00D376899S

United States Patent [19]

[11] Patent Number: **Des. 376,899**

Passke et al.

[45] Date of Patent: ****Dec. 31, 1996**

[54] **BLADDER FOR A SHOE SOLE**
[75] Inventors: **Joel L. Passke, Portland; James C. Sell, Jr., Beaverton, both of Oreg.**

D. 363,816 11/1995 Sarkinen et al. D2/961
D. 364,035 11/1995 Lee D2/961
D. 364,036 11/1995 Passke et al. D2/961
5,351,710 10/1994 Phillips 36/114
5,406,661 4/1995 Pekar 36/35 B

[73] Assignee: **Nike, Inc., Beaverton, Oreg.**
[**] Term: **14 Years**

OTHER PUBLICATIONS

Exhibits A-H, Photographs of Bladders.
Primary Examiner—Doris V. Coles
Attorney, Agent, or Firm—Banner & Witcoff, Ltd.

[21] Appl. No.: **55,481**
[22] Filed: **Jun. 6, 1996**

[52] U.S. Cl. **D2/961**
[58] Field of Search D2/961, 968; 36/44,
36/29, 43, 37, 35 R, 114, 28, 137, 88

[57] **CLAIM**
The ornamental design for a bladder for a shoe sole, as shown and described.

[56] References Cited

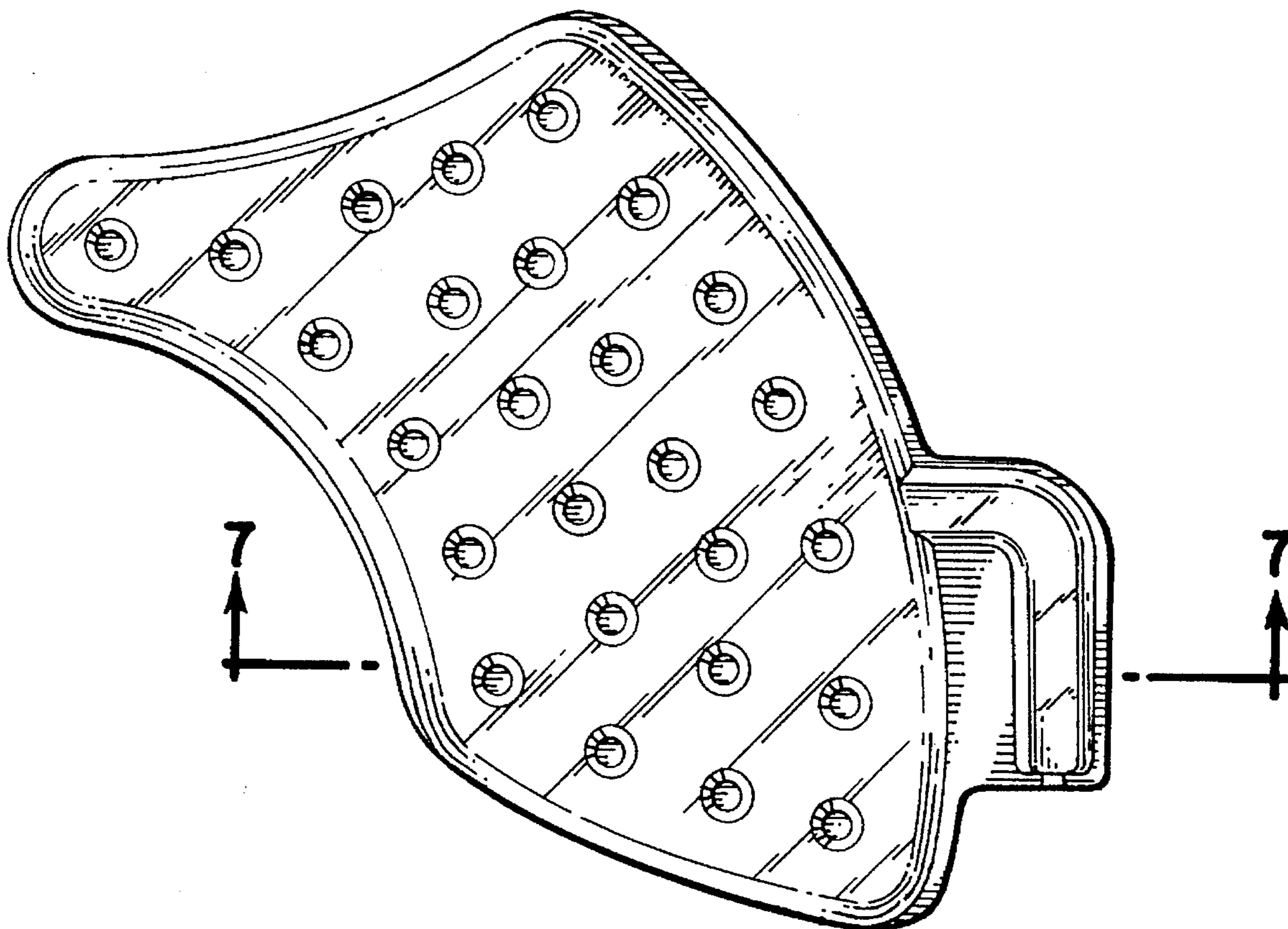
DESCRIPTION

U.S. PATENT DOCUMENTS

D. 197,504	2/1964	O'Donnell	D2/961
D. 297,980	10/1988	Sugiyama	D2/961
D. 300,085	3/1989	Ito et al.	D2/961
D. 340,349	10/1993	Kilgore et al.	.	
D. 343,504	1/1994	Lee	D2/961
D. 343,725	2/1994	Lee	D2/961
D. 345,249	3/1994	Sell, Jr.	D2/961
D. 349,186	8/1994	Passke et al.	D2/961
D. 349,804	8/1994	Passke et al.	D2/961
D. 351,056	10/1994	Auger et al.	D2/961

FIG. 1 is a top plan view of a bladder for a shoe sole showing our new design;
FIG. 2 is a perspective view thereof;
FIG. 3 is a left side elevational view thereof;
FIG. 4 is a right side view thereof;
FIG. 5 is a front view thereof;
FIG. 6 is a rear elevational view thereof; and,
FIG. 7 is a cross-sectional view taken along the line 7—7 of FIG. 1.

1 Claim, 3 Drawing Sheets



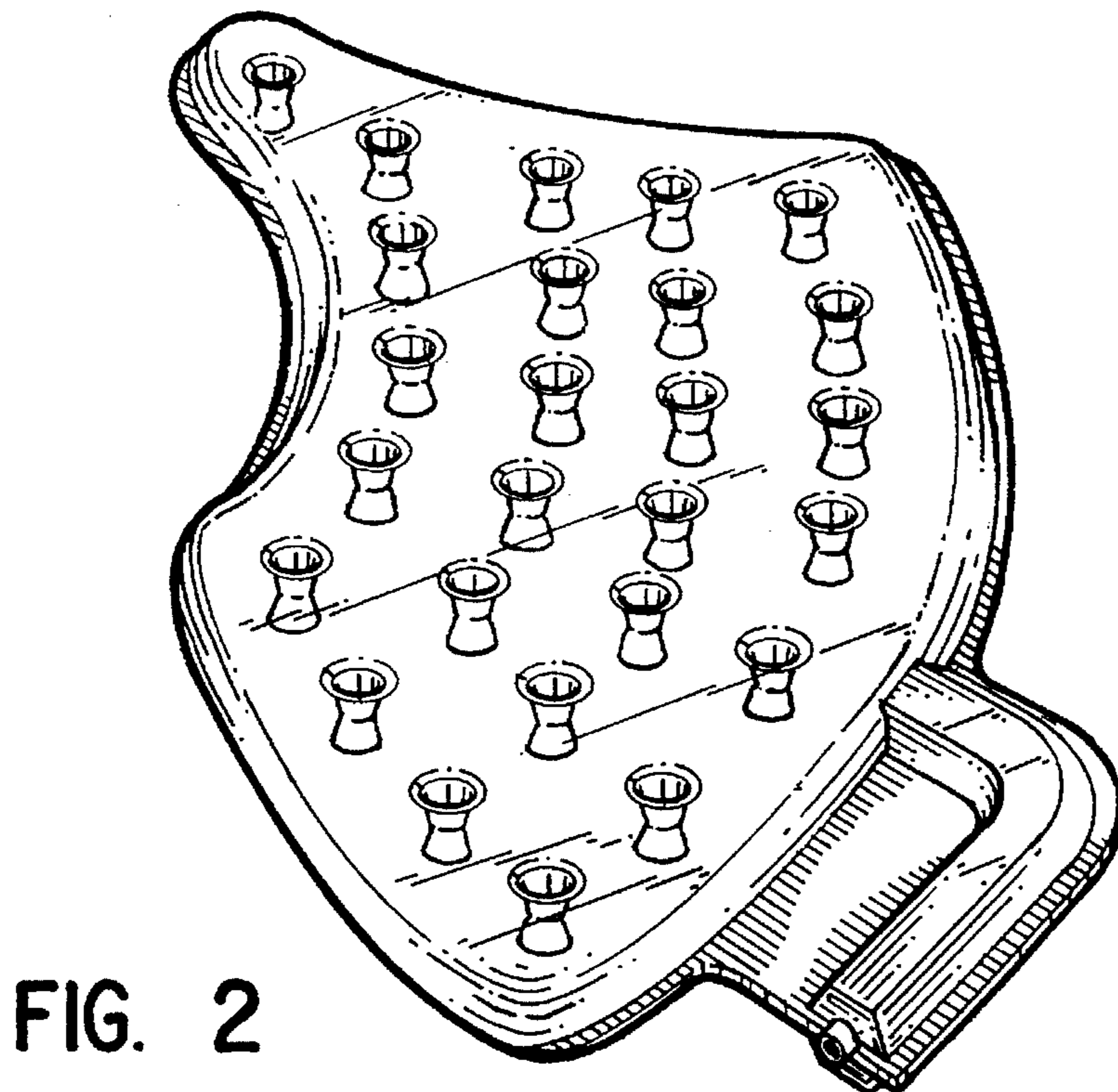
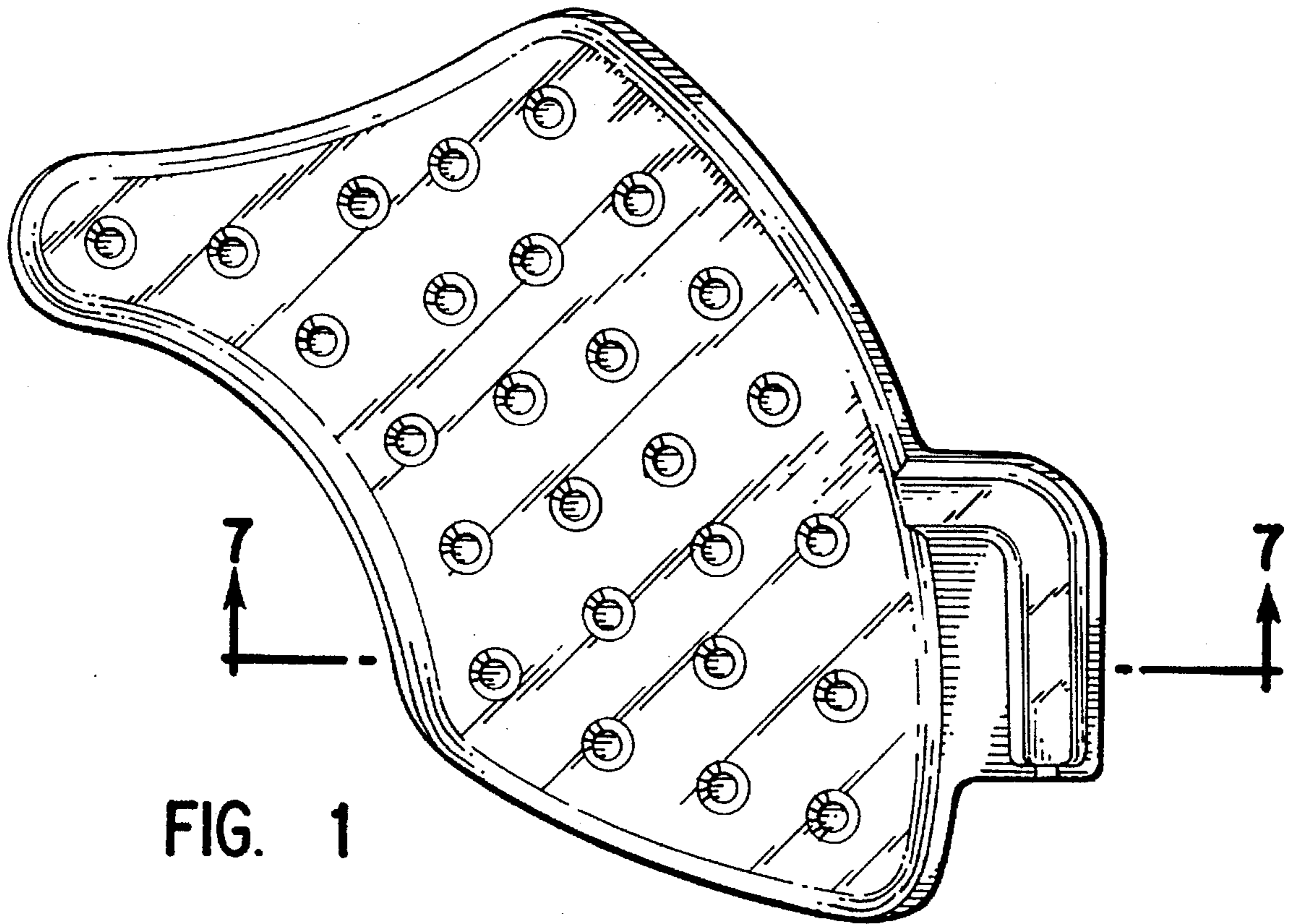




FIG. 3



FIG. 4



FIG. 5



FIG. 6



FIG. 7