



US00D376897S

United States Patent [19]

[11] Patent Number: **Des. 376,897**

Passke et al.

[45] Date of Patent: ****Dec. 31, 1996**

[54] **BLADDER FOR A SHOE SOLE**

[75] Inventors: **Joel L. Passke**, Portland; **James C. Sell, Jr.**, Beaverton, both of Oreg.

[73] Assignee: **Nike, Inc.**, Beaverton, Oreg.

[**] Term: **14 Years**

[21] Appl. No.: **55,478**

[22] Filed: **Jun. 6, 1996**

[52] U.S. Cl. **D2/961**

[58] Field of Search **D2/961, 968; 36/44, 36/29, 43, 37, 35 R, 114, 28, 137, 88**

4,936,029 1/1990 Rudy 36/29
 5,025,575 5/1991 Lacic 36/44
 5,035,068 7/1991 Biasi 36/44 X
 5,199,191 4/1993 Moundjian 36/29 X
 5,216,825 6/1993 Brum 36/44
 5,335,382 8/1994 Huang 36/29 X
 5,406,719 4/1995 Potter 36/29 X
 5,425,184 6/1995 Lyden et al. 36/29
 5,551,173 9/1996 Chambers 36/44

OTHER PUBLICATIONS

Exhibits A-H, Photographs of Bladders.

Primary Examiner—Doris V. Coles
Attorney, Agent, or Firm—Banner & Witcoff, Ltd.

[56] References Cited

U.S. PATENT DOCUMENTS

D. 336,977 7/1993 Sensi D2/961
 D. 343,504 1/1994 Lee D2/961
 D. 347,315 5/1994 Sell, Jr. et al. D2/961
 D. 364,034 11/1995 Lee et al. D2/961
 D. 366,140 1/1996 Finn D2/961
 2,080,469 5/1937 Gilbert 36/29
 2,300,681 11/1942 Margolin .
 3,160,963 12/1964 Aaskov 36/11.5
 4,183,156 1/1980 Rudy 36/44
 4,445,283 5/1984 Meyers 36/29
 4,499,672 2/1985 Kim 36/29 X
 4,670,995 6/1987 Huang 36/44 X
 4,674,203 6/1987 Göller 36/44
 4,747,219 5/1988 Ammendolea 36/28
 4,774,774 10/1988 Allen, Jr. 36/28

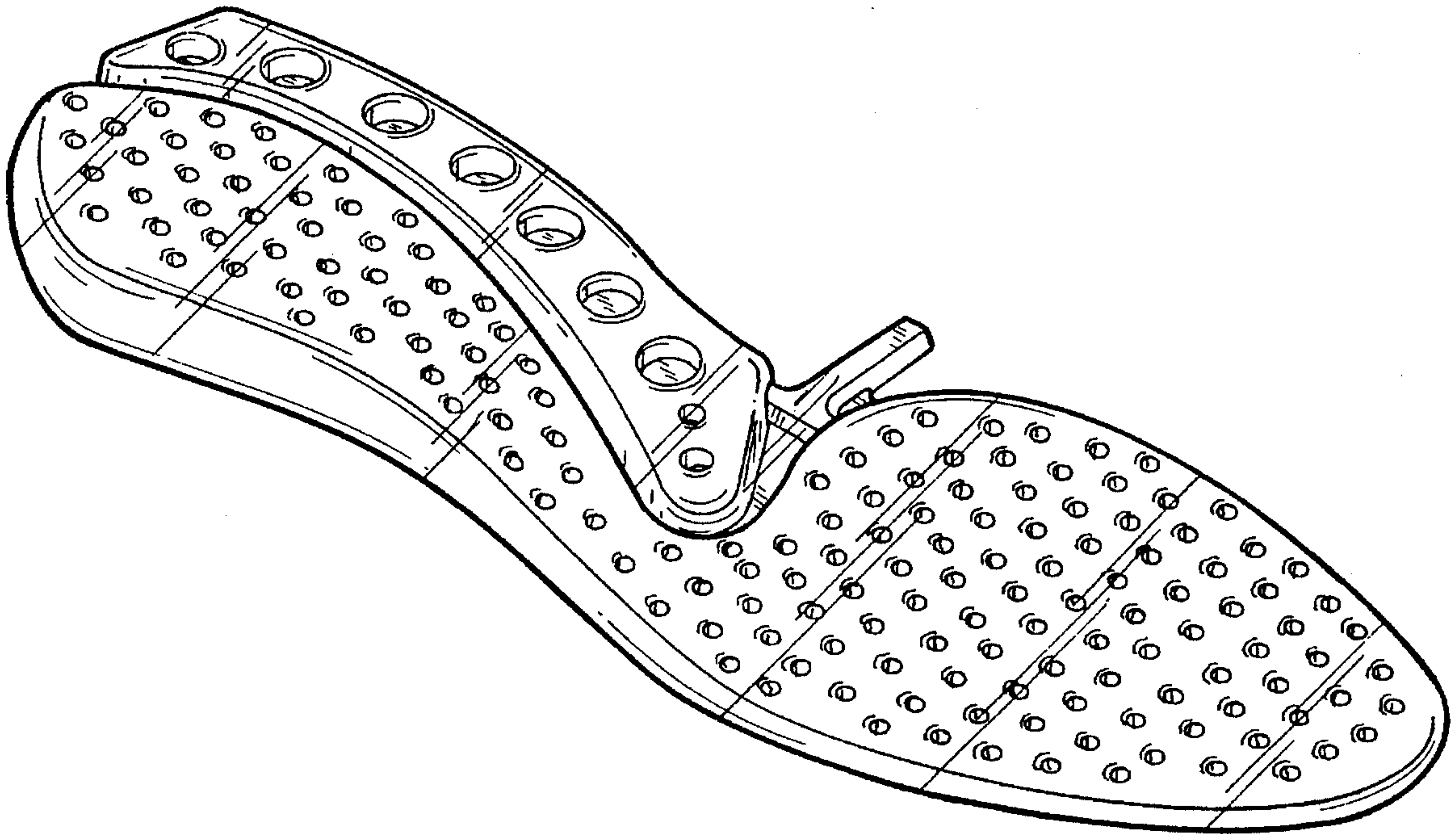
[57] CLAIM

The ornamental design for a bladder for a shoe sole, as shown and described.

DESCRIPTION

FIG. 1 is a perspective view of a bladder for a shoe sole showing our new design;
 FIG. 2 is a top plan view thereof;
 FIG. 3 is a left side elevational view thereof;
 FIG. 4 is a right side view thereof;
 FIG. 5 is a front view thereof;
 FIG. 6 is a rear elevational view thereof; and,
 FIG. 7 is a cross-sectional view taken along the line 7—7 of FIG. 2.

1 Claim, 2 Drawing Sheets



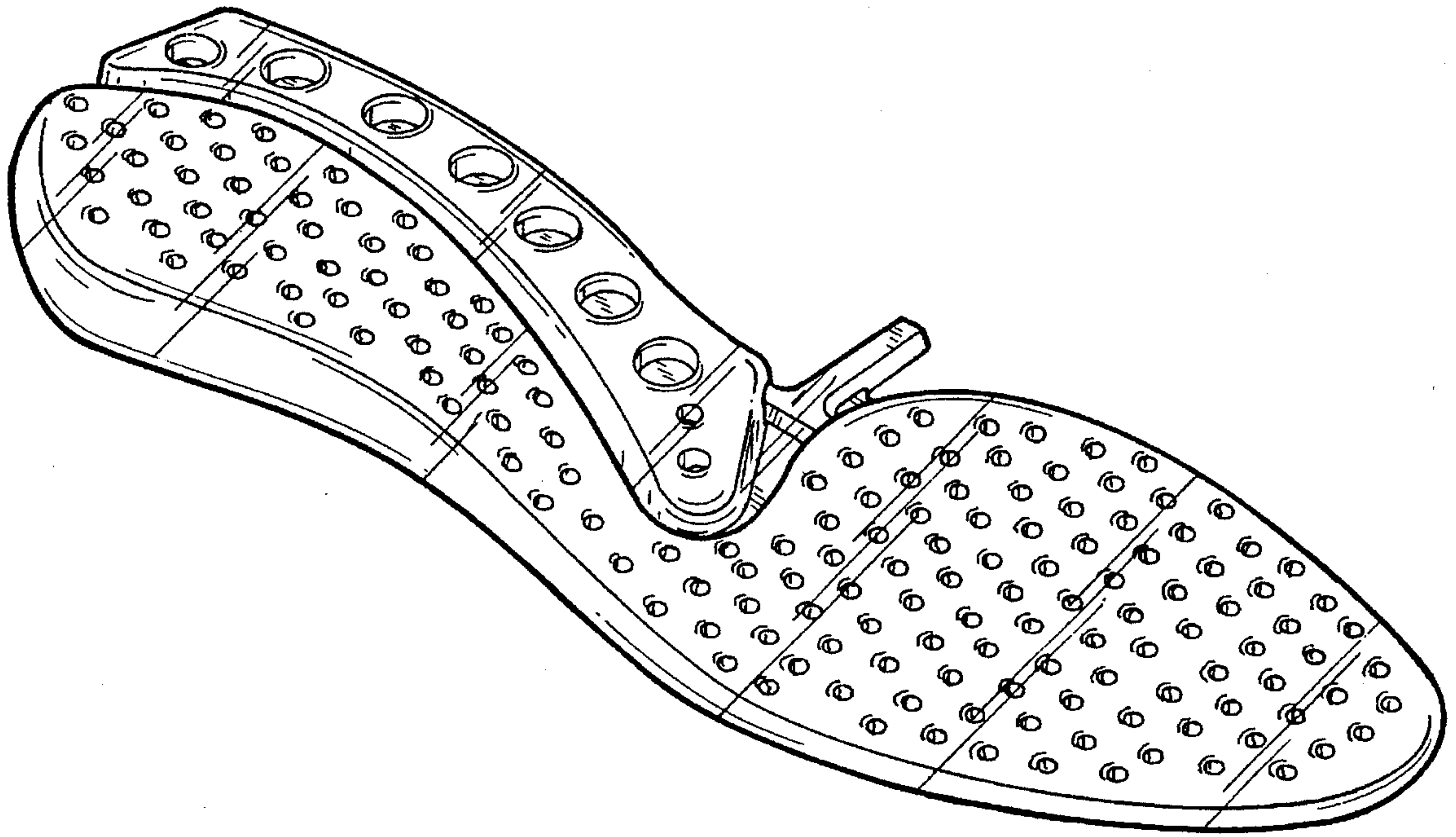


FIG. 1

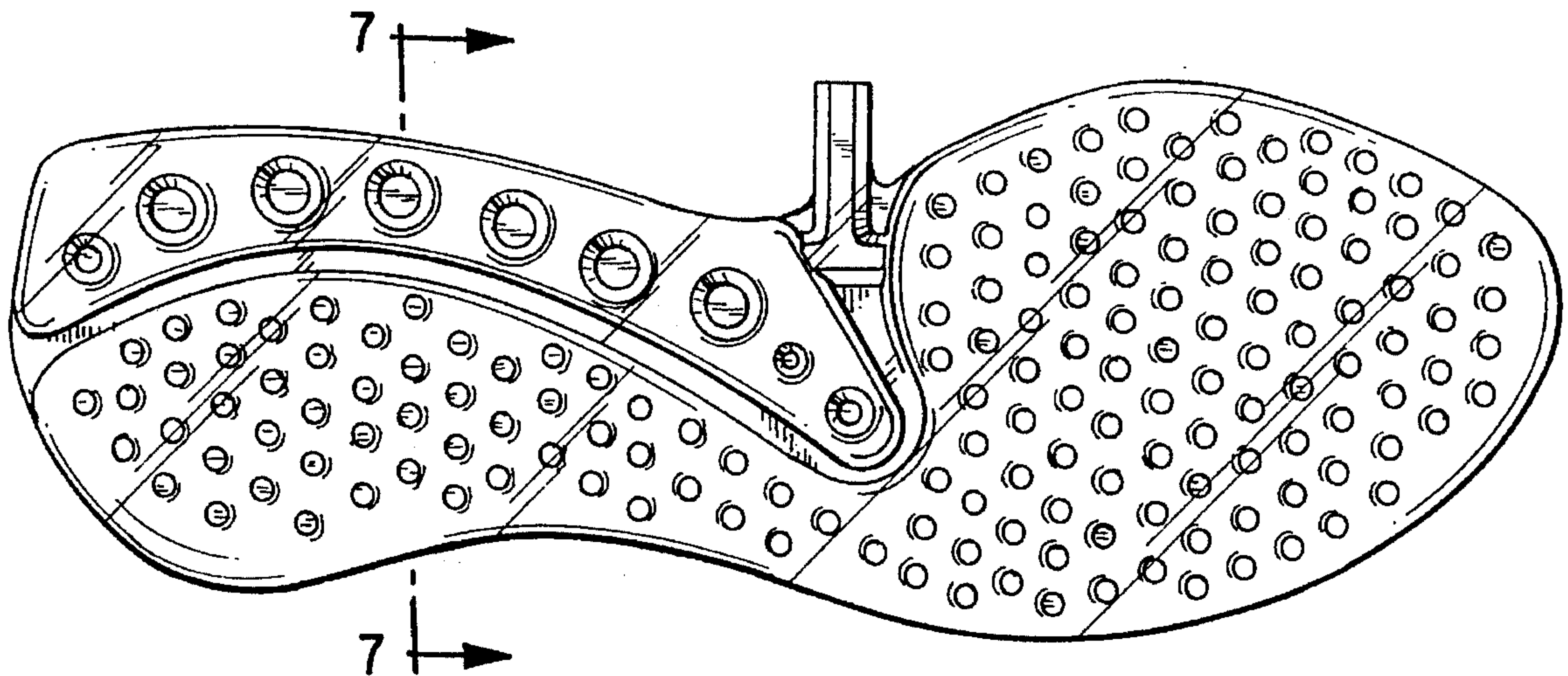


FIG. 2



FIG. 3

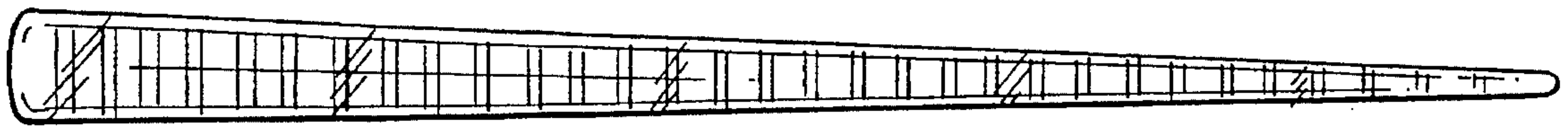


FIG. 4



FIG. 5



FIG. 6



FIG. 7