



US00D376893S

# United States Patent [19] Gornet

[11] Patent Number: **Des. 376,893**

[45] Date of Patent: **\*\*Dec. 31, 1996**

[54] **TORTILLA SHELL**

3,446,416 5/1969 Epstein ..... D1/105 X  
4,938,515 7/1990 Fazio ..... D7/601 X

[76] Inventor: **Timothy J. Gornet**, 625 Newport Ave.,  
Webster Groves, Mo. 63119

*Primary Examiner*—Brian N. Vinson  
*Assistant Examiner*—Pamela Burgess  
*Attorney, Agent, or Firm*—Polster, Lieder, Woodruff & Luc-  
chesi

[\*\*] Term: **14 Years**

[21] Appl. No.: **34,610**

### [57] CLAIM

[22] Filed: **Feb. 8, 1995**

The ornamental design for a tortilla shell, as shown and  
described.

[52] U.S. Cl. .... **D1/122; D7/601; D11/156**

[58] Field of Search ..... D1/116, 117, 122,  
D1/123, 199, 101, 102, 105; D7/504, 601,  
602; D11/155, 156; 42/138, 514, 139; 229/938

### DESCRIPTION

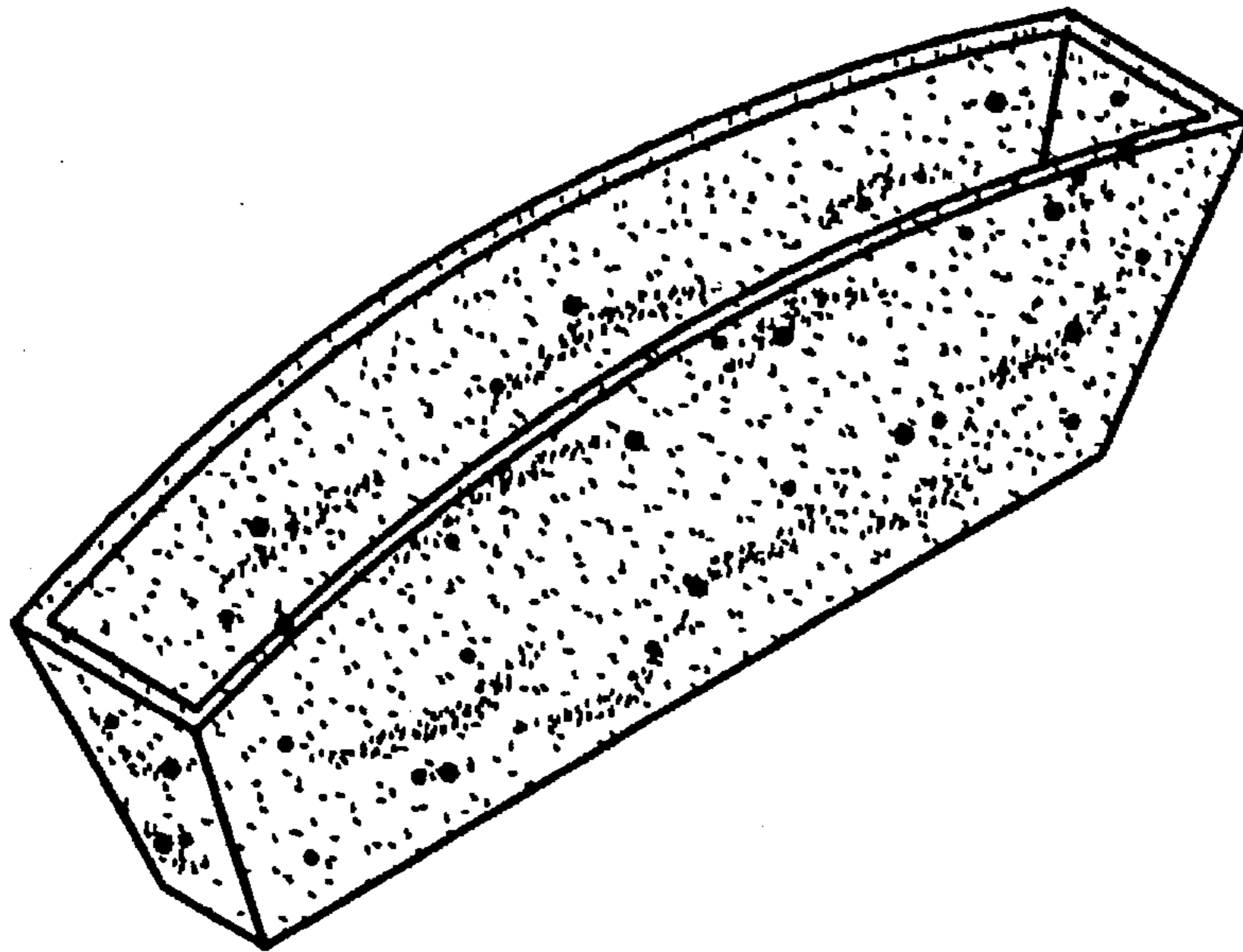
### [56] References Cited

#### U.S. PATENT DOCUMENTS

D. 191,348	9/1961	Ambrette	.....	D1/123
D. 211,043	5/1968	Kay	.....	D7/504 X
D. 277,234	1/1985	Bank	.....	D1/122
D. 282,338	1/1986	Putt	.....	D7/504
D. 363,576	10/1995	Brightbill et al.	.....	D32/55
1,715,857	6/1929	Meyer	.....	426/138
3,355,082	11/1967	Wood	.....	D7/601 X

FIG. 1 is a top perspective view of a tortilla shell showing  
my new design;  
FIG. 2 is a front elevational view thereof, the undisclosed  
rear being the same;  
FIG. 3 is a side elevational view thereof, the undisclosed  
side being the same;  
FIG. 4 is a top plan view thereof; and,  
FIG. 5 is a bottom plan view thereof.

**1 Claim, 1 Drawing Sheet**



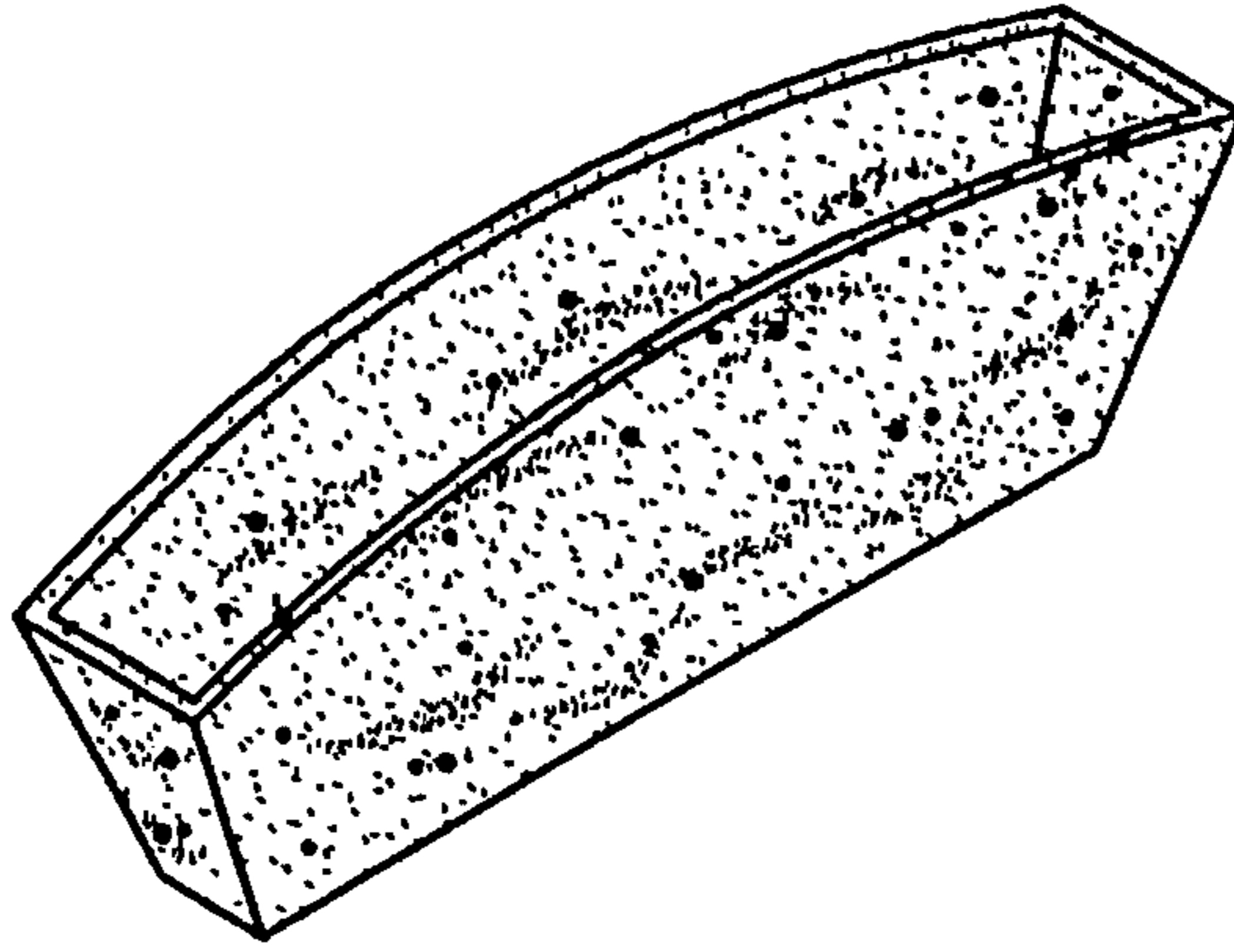


FIG. 1




FIG. 2

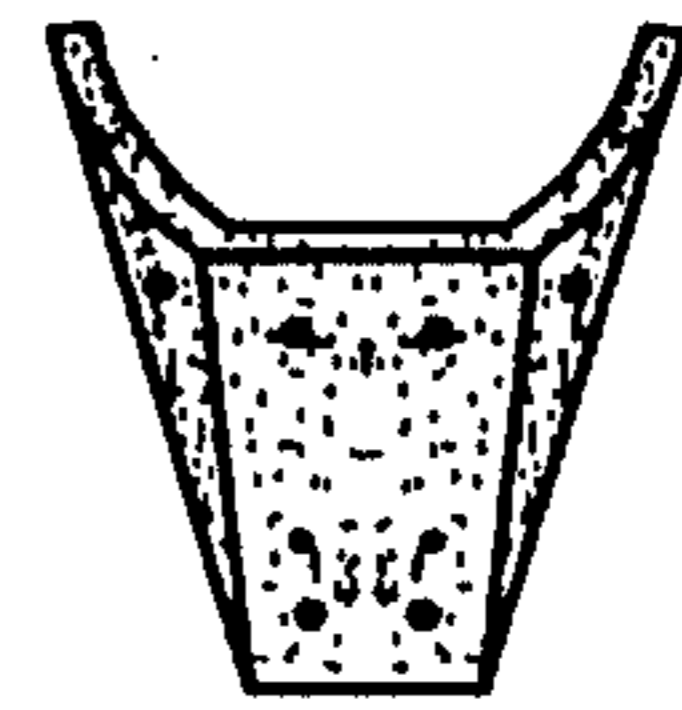


FIG. 3



FIG. 4



FIG. 5