



US00D376881S

United States Patent [19]

[11] Patent Number: Des. 376,881

Kleinpell et al.

[45] Date of Patent: **Dec. 24, 1996

[54] **WINDSHIELD ICE SCRAPER**

[76] Inventors: **Arthur S. Kleinpell**, 2565 Kent Ridge Ct., Bloomfield Township, Mich. 48301;
Lori Wachler, 26524 Hendrie Blvd., Huntington Woods, Mich. 48070

[**] Term: **14 Years**

[21] Appl. No.: **40,169**

[22] Filed: **Jun. 12, 1995**

[52] U.S. Cl. **D32/43**; D32/49

[58] Field of Search D32/40, 42, 43, D32/46, 49; 15/236.01, 236.02, 236.03, 236.04, 236.05, 236.06-236.09; 30/169

[56] **References Cited**

U.S. PATENT DOCUMENTS

D. 232,151	7/1974	Spydevold	D32/41
D. 240,794	8/1976	Marx	D32/49 X
D. 243,060	1/1977	Graham et al.	D32/49
D. 271,628	11/1983	Bauer	D32/49
D. 318,157	7/1991	Penor	D32/41
4,275,476	6/1981	Hopkins et al.	30/169 X
4,468,831	1/1984	Schneider	30/169 X

Primary Examiner—Susan J. Lucas
Assistant Examiner—Cynthia E. Ramirez
Attorney, Agent, or Firm—Thomas P. Mahoney

[57] **CLAIM**

The ornamental design for a windshield ice scraper, as shown and described.

DESCRIPTION

FIG. 1 is a front elevational view of a windshield ice scraper showing our new design;

FIG. 2 is a front edge elevational view of a windshield ice scraper showing our new design;

FIG. 3 is a rear edge elevational view of a windshield ice scraper showing our new design;

FIG. 4 is a rear elevational view of a windshield ice scraper showing our new design;

FIG. 5 is a top plan view of a windshield ice scraper showing our new design;

FIG. 6 is a bottom view of a windshield ice scraper showing our new design;

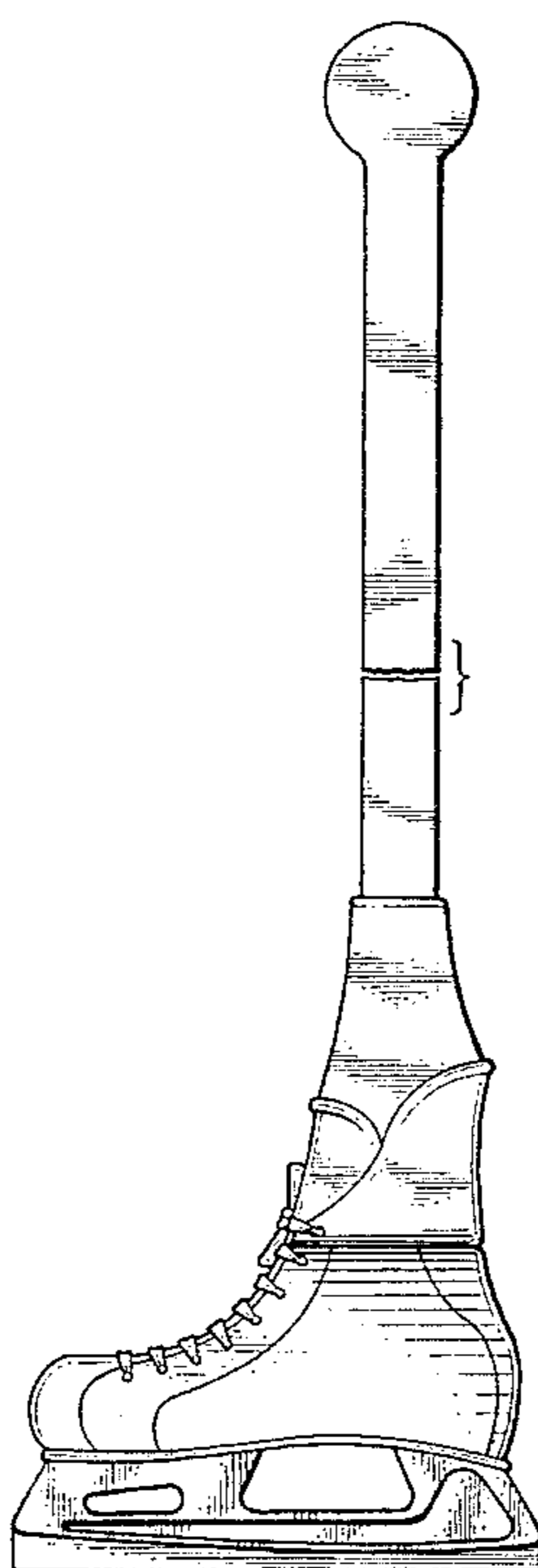
FIG. 7 is a front elevational view of an alternative embodiment of a windshield ice scraper showing our new design; and,

FIG. 8 is a rear edge elevational view of a windshield ice scraper showing our new design.

It is understood that the differences between the first and the second embodiment are found in the blade section of the scraper. It is also understood that the rear of the second embodiment is flat and unornamented like shown in FIG. 4.

The handle section of the windshield ice scraper is shown broken away in FIGS. 1 through 4, 7 and 8 for convenience of illustration.

1 Claim, 3 Drawing Sheets



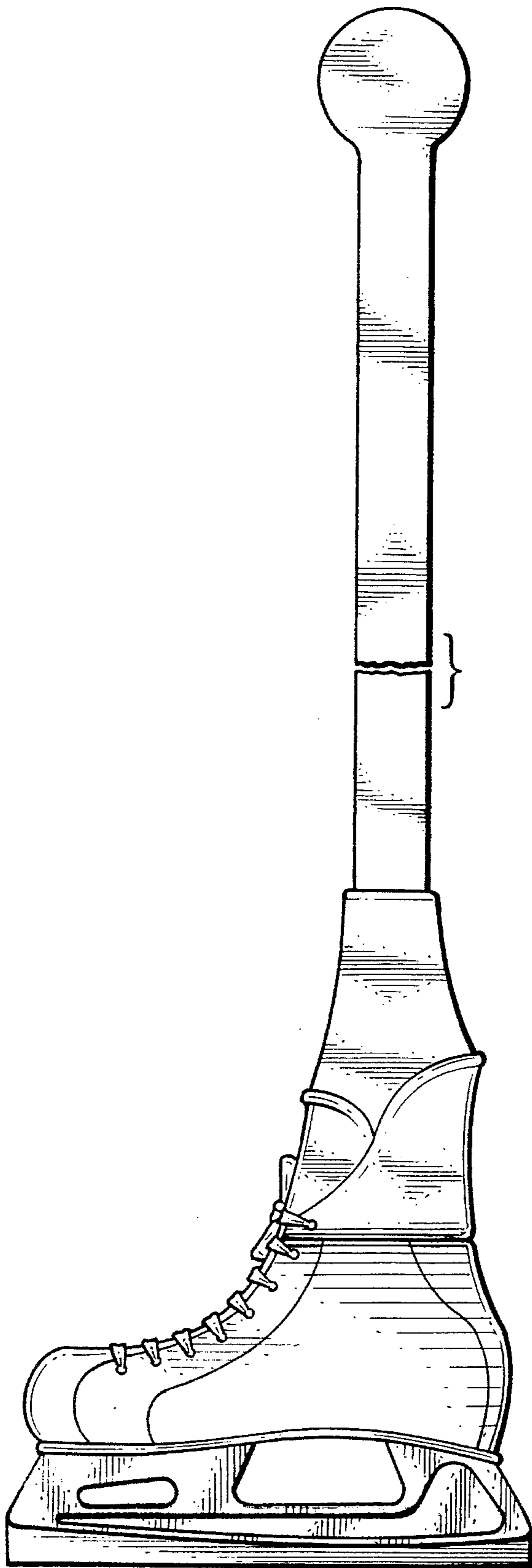


Fig. 1.

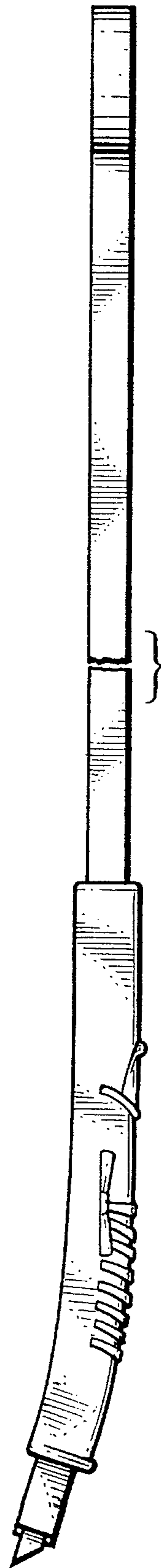


Fig. 2.



Fig. 3.

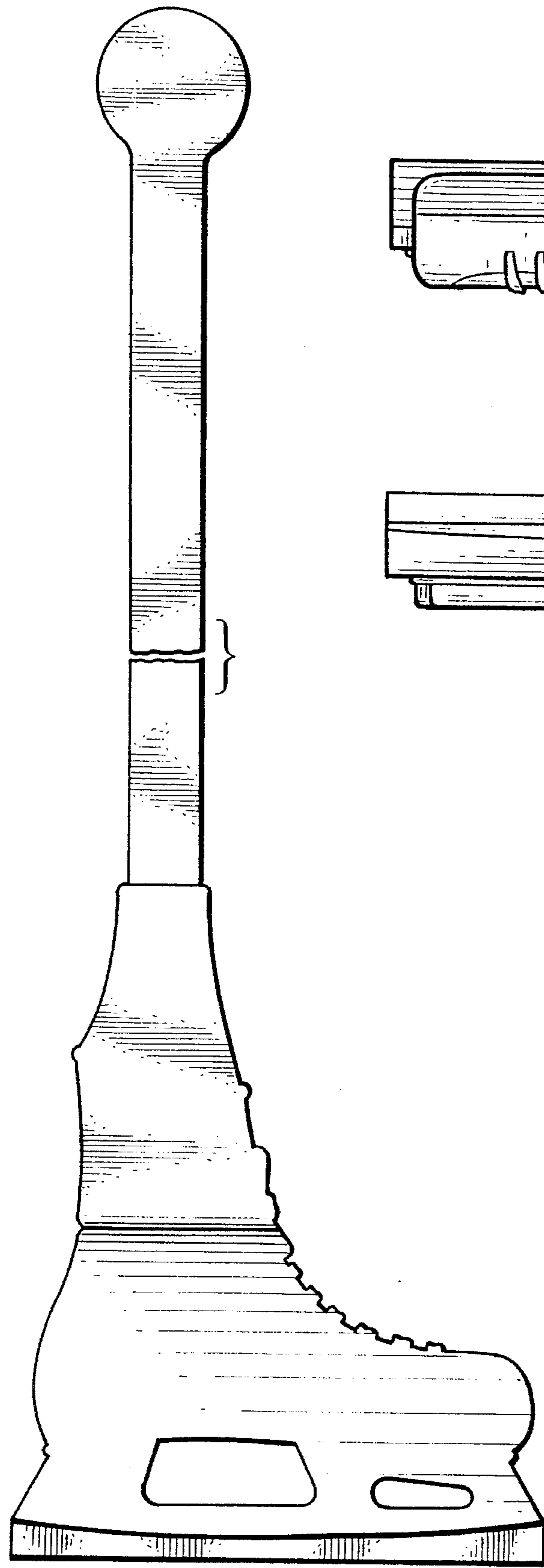


Fig. 4.

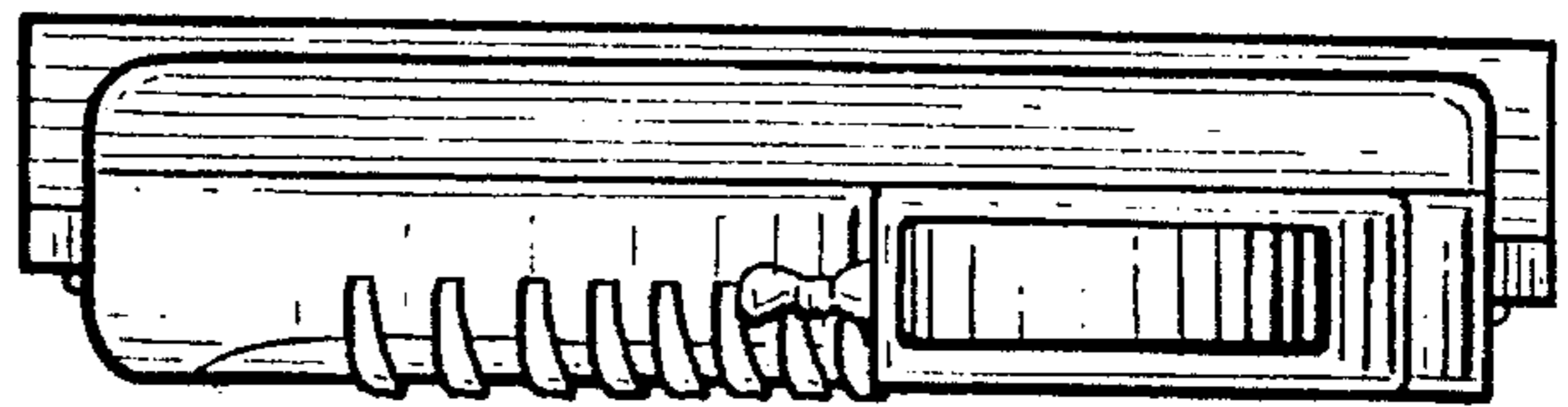


Fig. 5.




Fig. 6.

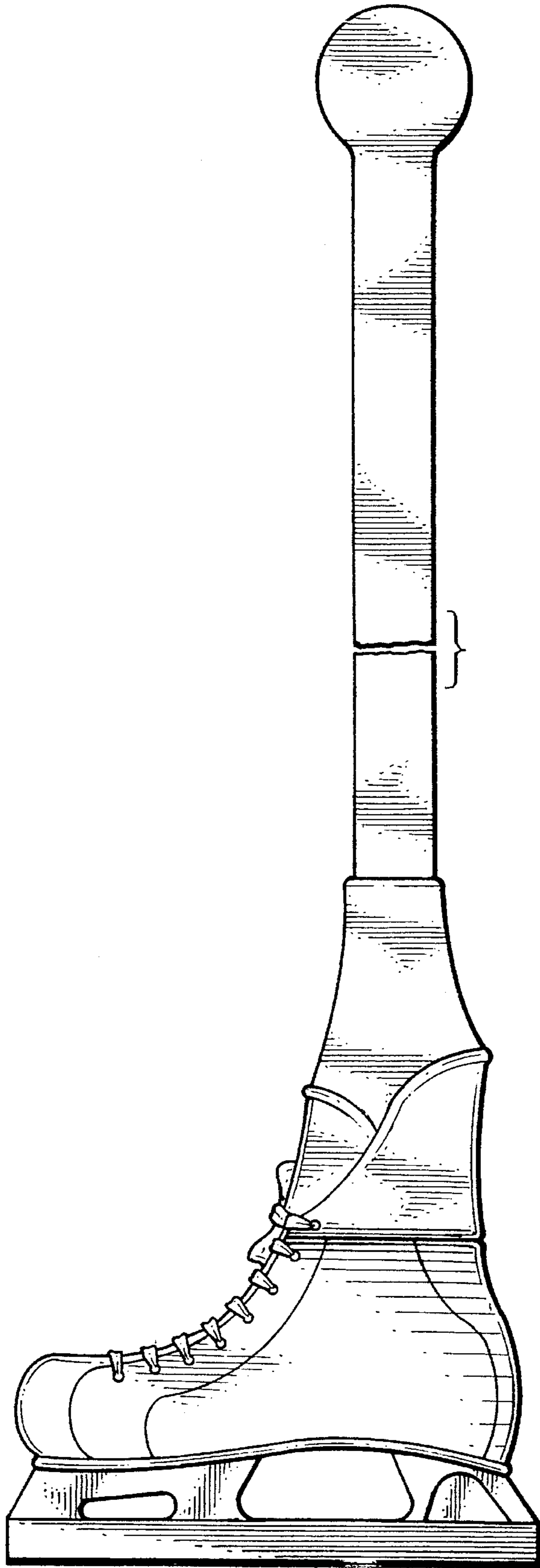


Fig. 7.

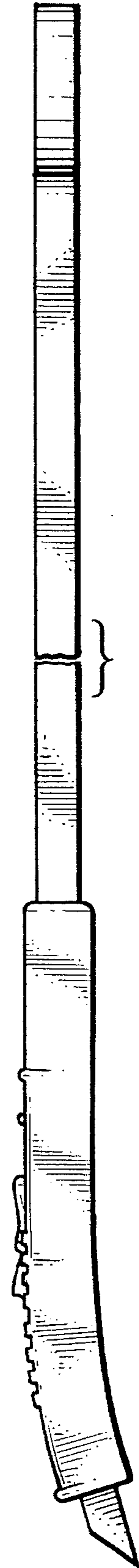


Fig. 8.