



US00D376846S

United States Patent [19]

[11] Patent Number: **Des. 376,846**

Morrow

[45] Date of Patent: ****Dec. 24, 1996**

[54] **BLADE MEDALLION FOR A CEILING FAN**

Primary Examiner—Lisa P. Lichtenstein
Attorney, Agent, or Firm—James E. Bradley

[75] Inventor: **Julia A. Morrow**, 3305 Rogers Ave.,
Fort Worth, Tex. 76109

[57] **CLAIM**

[73] Assignee: **Julia A. Morrow**, Fort Worth, Tex.

The ornamental design for a blade medallion for a ceiling fan, as shown and described.

[**] Term: **14 Years**

DESCRIPTION

[21] Appl. No.: **48,482**

FIG. 1 is a top perspective view of the blade medallion for a ceiling fan;

[22] Filed: **Dec. 29, 1995**

[52] U.S. Cl. **D23/411; D23/377; D23/385**

FIG. 2 is a top plan view thereof;

[58] Field of Search **D23/377, 379, D23/385, 411; D25/145, 147, 148; D26/73; 416/5, 210 R**

FIG. 3 is a front view thereof;

FIG. 4 is a right side view thereof;

[56] **References Cited**

U.S. PATENT DOCUMENTS

D. 7,495	6/1874	Kellett	D25/147
D. 142,871	11/1945	Kauders	D26/73
D. 359,351	6/1995	Lee	D23/411

FIG. 5 is a back view thereof;

FIG. 6 is a left side view thereof; and,

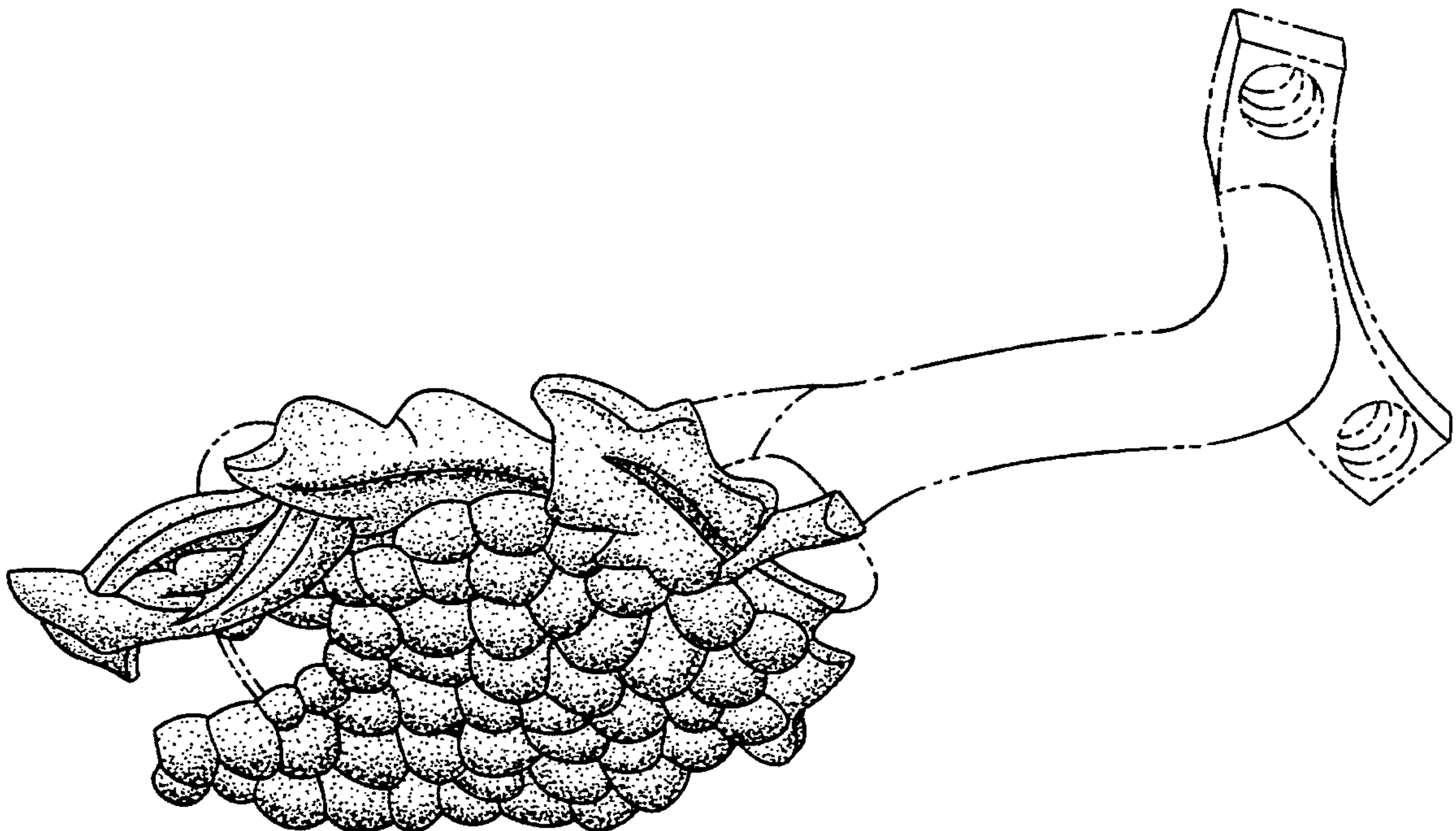
FIG. 7 is a bottom plan view thereof.

OTHER PUBLICATIONS

Cured Enterprizes, Inc. Adv. Cat, Apr. 1968, p. 25, Plaques A and B, lower left and middle sides of page respectively. Key Wester Collection Adv. Brochure, p. 1, Ceiling Fan (A), top left side of page.

The broken line showing of environmental structure in FIG. 1 is for illustrative purposes only and forms no part of the claimed design.

1 Claim, 2 Drawing Sheets



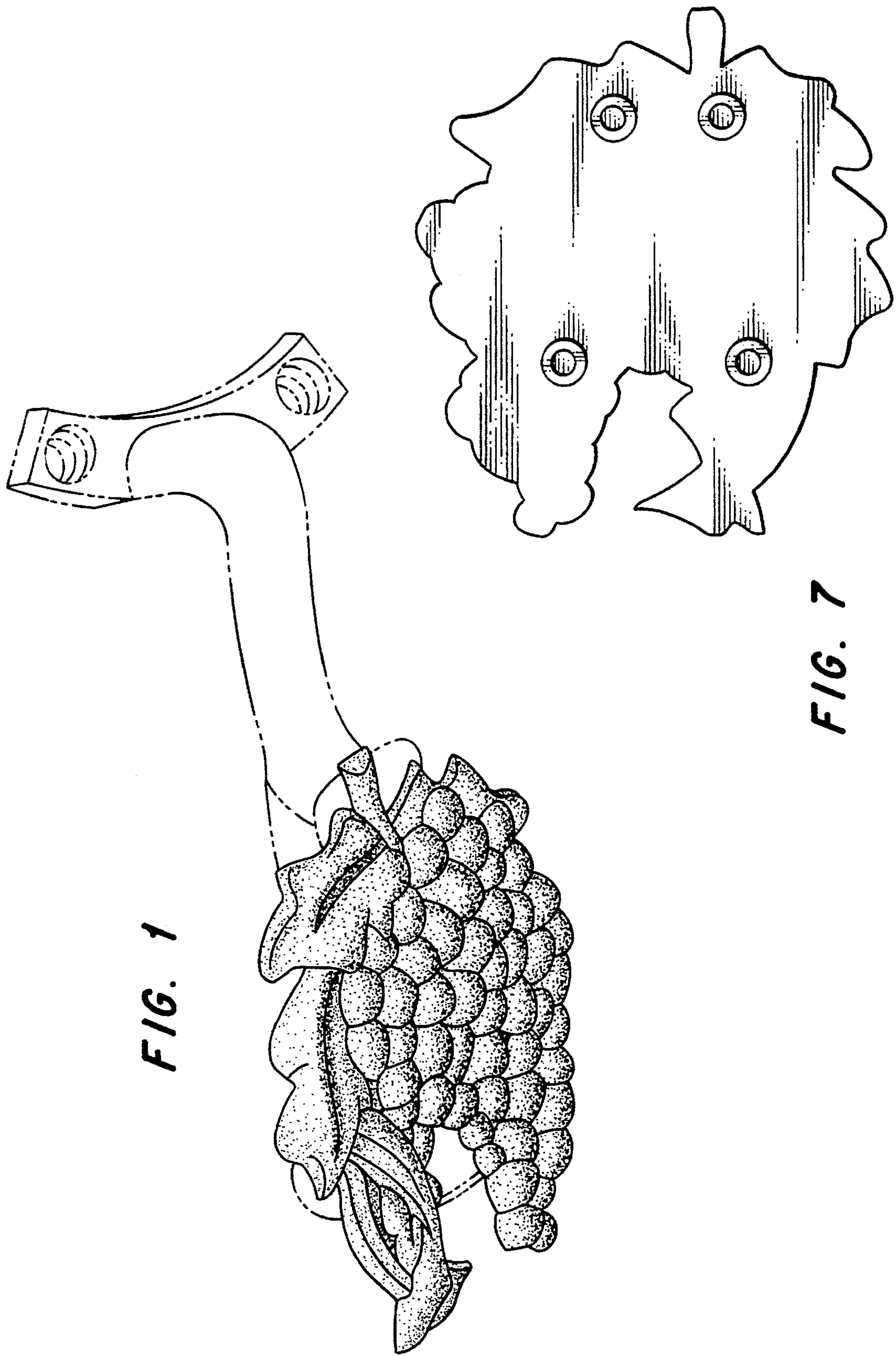


FIG. 1

FIG. 7




FIG. 2



FIG. 3



FIG. 4

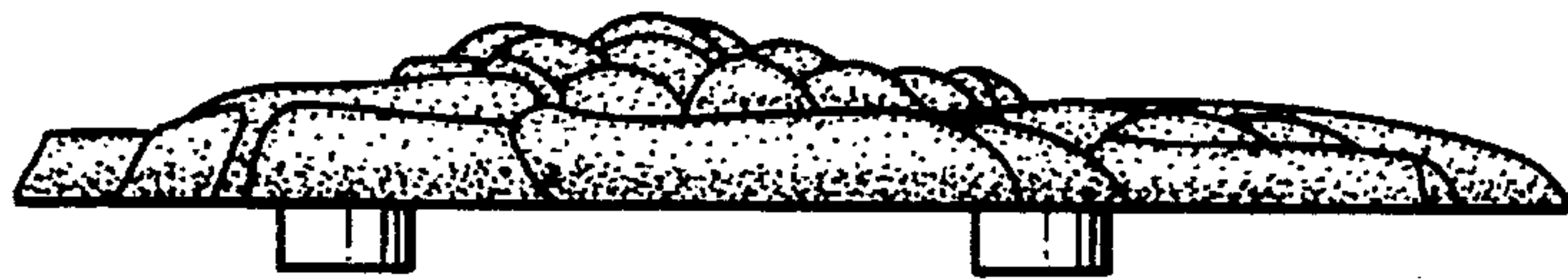


FIG. 5




FIG. 6