



US00D376841S

United States Patent [19]

[11] Patent Number: **Des. 376,841**

Von Obenauer

[45] Date of Patent: ****Dec. 24, 1996**

[54] **TOILET SEAT**

[76] Inventor: **William E. Von Obenauer**, 1943 NE. 6th Ct. #W-107, Fort Lauderdale, Fla. 33304

[**] Term: **14 Years**

[21] Appl. No.: **51,431**

[22] Filed: **Mar. 11, 1996**

[52] U.S. Cl. **D23/311**

[58] Field of Search D23/309-312; 4/217, 234, 236, 237, 239, 242.1, 245.1, 245.3, 252.1, 253.1, 254

[56] **References Cited**

U.S. PATENT DOCUMENTS

D. 160,033	9/1950	Thomas	D23/311
D. 212,327	10/1968	Brewer	D23/311
D. 236,120	7/1975	O'Neil	D23/311
D. 314,424	2/1991	Davenport et al.	D23/311
D. 352,103	11/1994	Walaren, Jr.	D23/311
2,598,577	5/1952	Mattison	4/237

3,405,411	10/1968	Brown	4/254
3,594,831	7/1971	Brewer	4/237
4,133,061	1/1979	Hurd	4/236
4,168,551	9/1979	Austin	4/237
4,574,401	3/1986	Nakajima	4/251
4,891,847	1/1990	Baker et al.	4/239

Primary Examiner—Stella Reid
Assistant Examiner—E. Watterson
Attorney, Agent, or Firm—Oltman, Flynn & Kubler

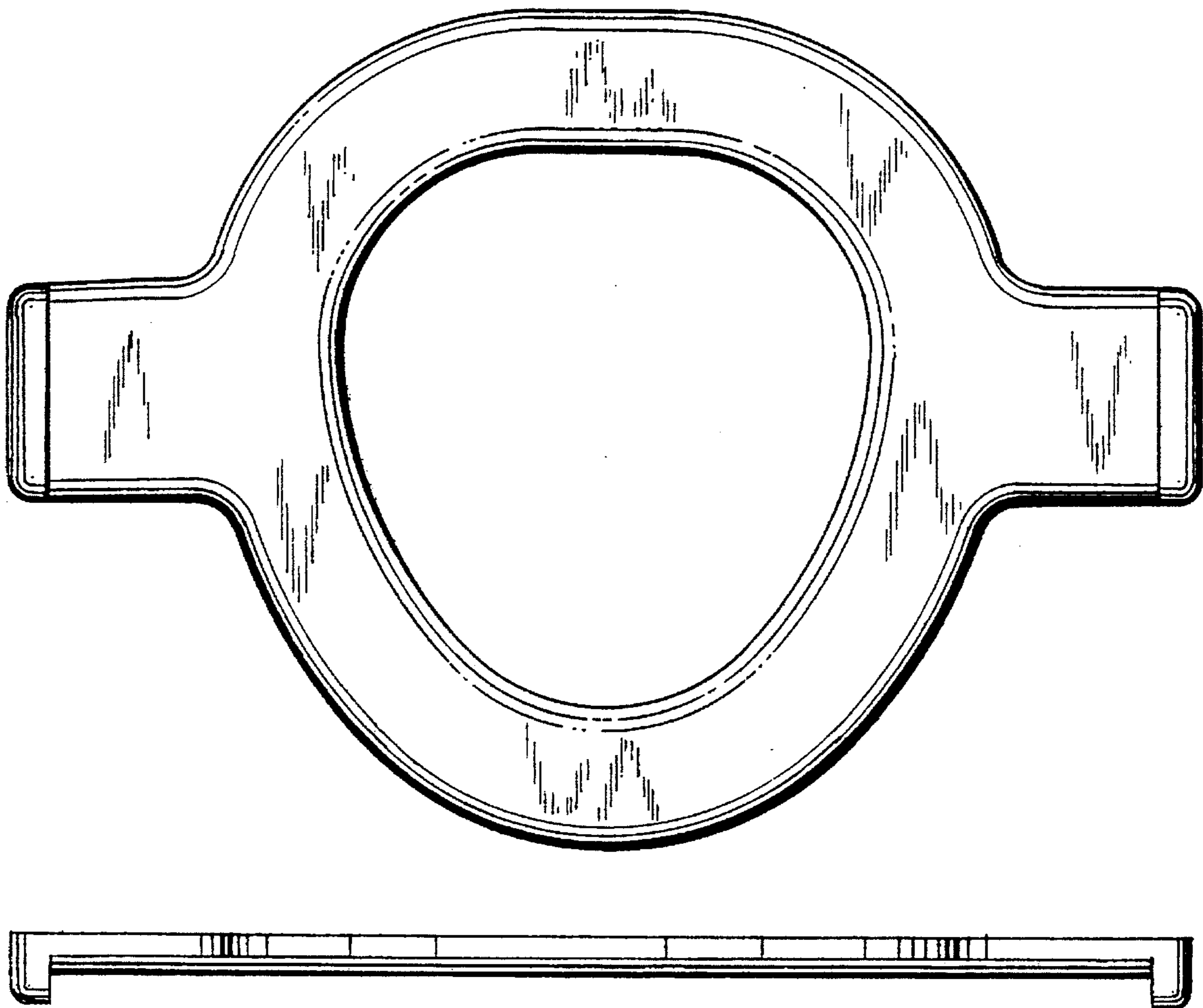
[57] CLAIM

The ornamental design for a toilet seat, as shown.

DESCRIPTION

FIG. 1 is a top plan view of a toilet seat showing my new ornamental design;
FIG. 2 is a left side elevational view thereof;
FIG. 3 is a right side elevational view thereof;
FIG. 4 is a bottom plan view thereof;
FIG. 5 is a rear elevational view of FIG. 4; and,
FIG. 6 is a front elevational view of FIG. 4.

1 Claim, 2 Drawing Sheets



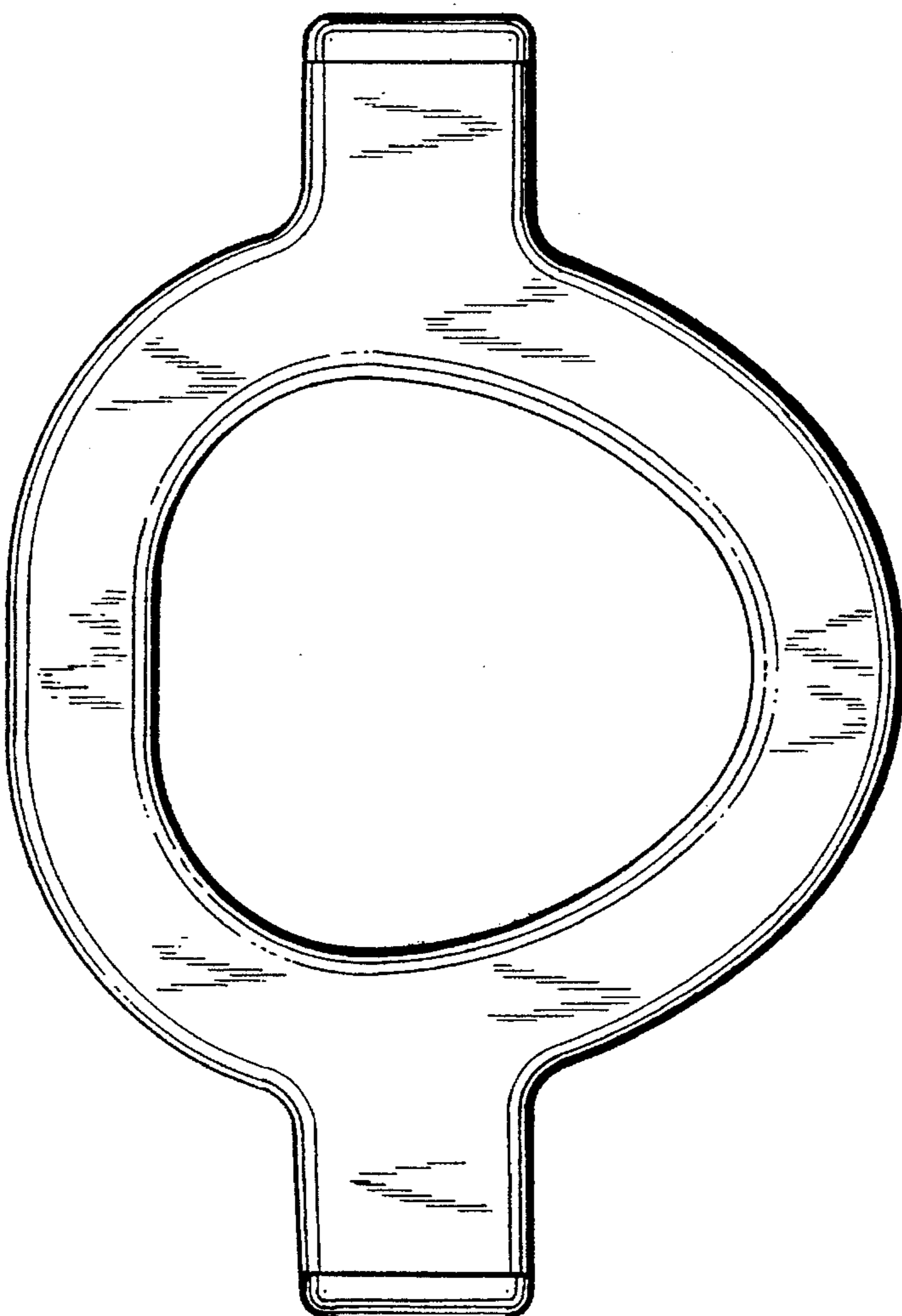


FIG. 1




FIG. 2



FIG. 3

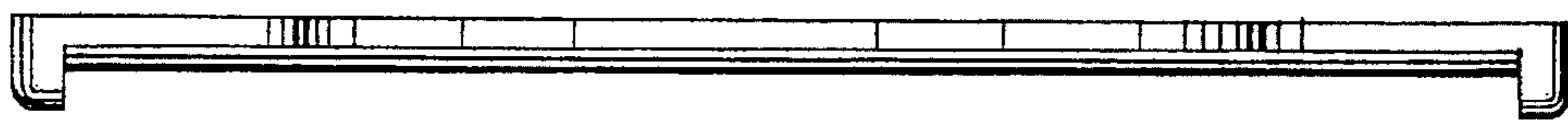


FIG. 5

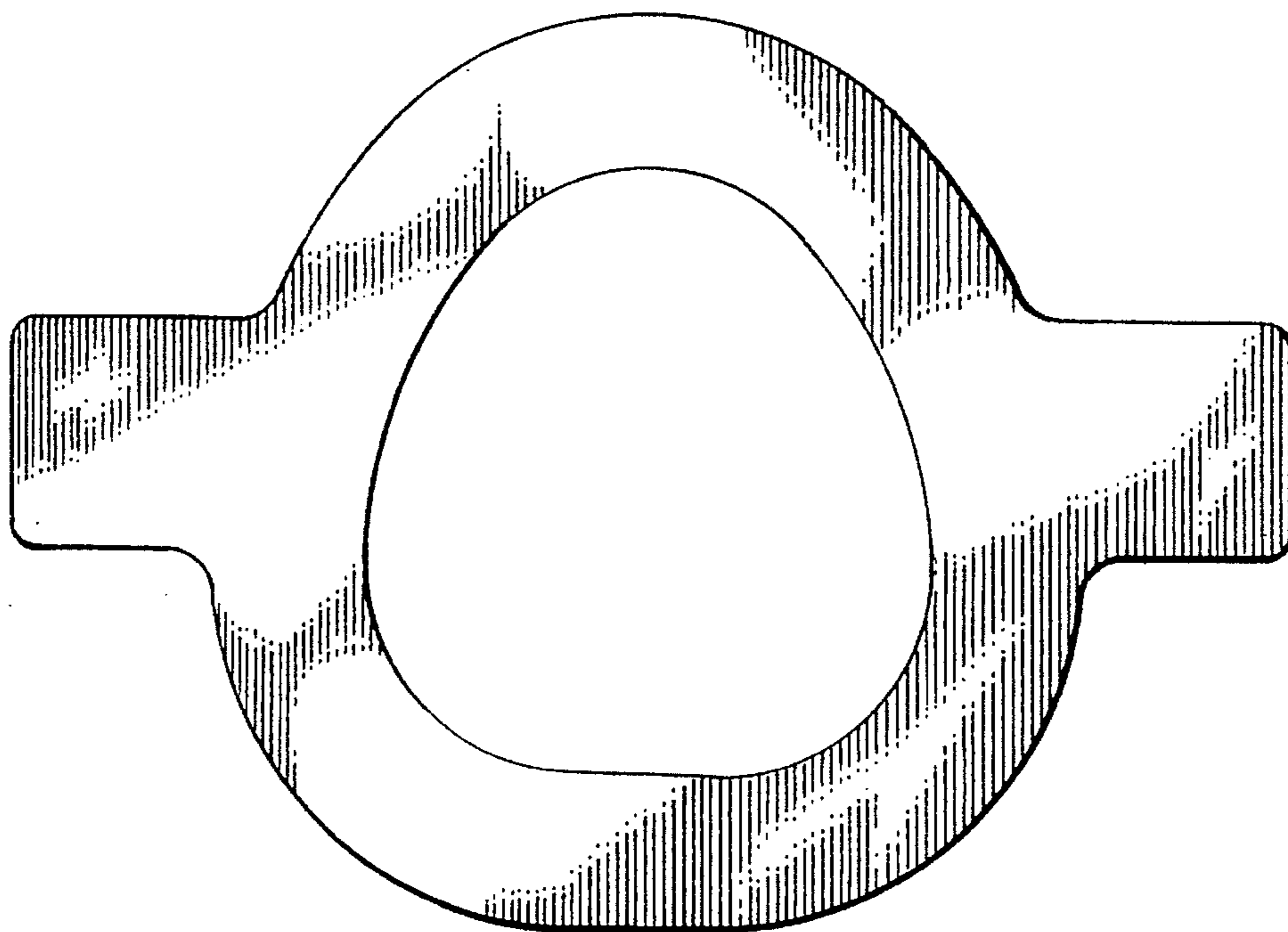


FIG. 4

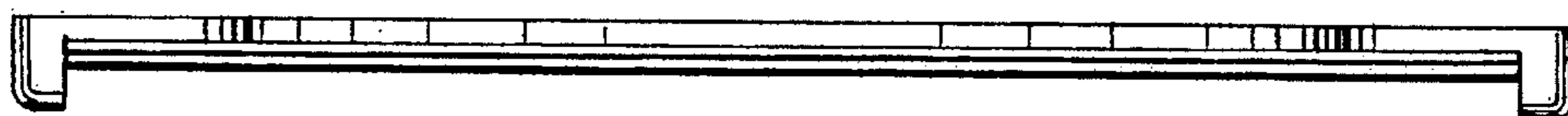


FIG. 6