



US00D376837S

United States Patent [19]

[11] Patent Number: **Des. 376,837**

Peddicord et al.

[45] Date of Patent: ****Dec. 24, 1996**

[54] **SUPPORT FOR SALT FOR USE IN A WATER SOFTENER**

[76] Inventors: **Steven M. Peddicord**, 5310 Rustle Leaf, Arlington, Tex. 76017; **Donald B. Peddicord**, 200 Oak St., Lewisville, Tex. 75067

[**] Term: **14 Years**

[21] Appl. No.: **42,156**

[22] Filed: **Aug. 2, 1995**

3,460,566	8/1969	Heartstedt et al.	137/571
3,502,442	3/1970	Campbell et al.	23/272.6
3,684,457	8/1972	Pinto et al.	210/190 X
3,732,165	5/1973	Campbell	210/190
4,013,556	3/1977	Evans	210/291 X
4,235,340	11/1980	Clack et al.	206/515
4,260,487	4/1981	Gruett	210/190
4,623,367	11/1986	Paulson	55/385 R
4,718,447	1/1988	Marshall	137/268
4,753,726	6/1988	Suchanek	210/291 X
4,764,280	8/1988	Brown et al.	210/662
4,946,600	8/1990	Shin	210/758
5,310,488	5/1994	Hansen et al.	210/674

Related U.S. Application Data

[62] Division of Ser. No. 850,080, Mar. 12, 1992, Pat. No. Des. 363,971.

[52] U.S. Cl. **D23/207**

[58] Field of Search D23/200, 207-9; 210/190, 193, 291, 473, 498, 96.1, 662; D21/108; 206/515

FOREIGN PATENT DOCUMENTS

64147 9/1892 Germany .

Primary Examiner—M. H. Tung

Attorney, Agent, or Firm—Richards, Medlock & Andrews

[57] CLAIM

The ornamental design for a support for salt for use in a water softener, as shown and described.

[56] References Cited

U.S. PATENT DOCUMENTS

D. 264,694	6/1982	Takahashi	D21/108 X
D. 278,110	3/1985	Boland, II	D21/108 X
D. 316,282	4/1991	Winston	D21/108
1,385,903	7/1921	Cochran .	
2,657,964	11/1953	Watrous	311/105
2,669,117	2/1954	Fuhrmann	72/135
2,829,934	4/1958	Schulze	311/35
3,374,891	3/1968	Buchmann	210/126
3,432,038	3/1969	Heskett	210/96

DESCRIPTION

FIG. 1 is a perspective view illustrating our new design; FIG. 2 is a bottom view of the design in FIG. 1; FIG. 3 is a top plan view of the design in FIG. 1; FIG. 4 is a side elevational view of the design in FIG. 1, the opposite side is identical; and, FIG. 5 is a front elevational view of the design in FIG. 1, the rear elevational view is identical.

1 Claim, 2 Drawing Sheets

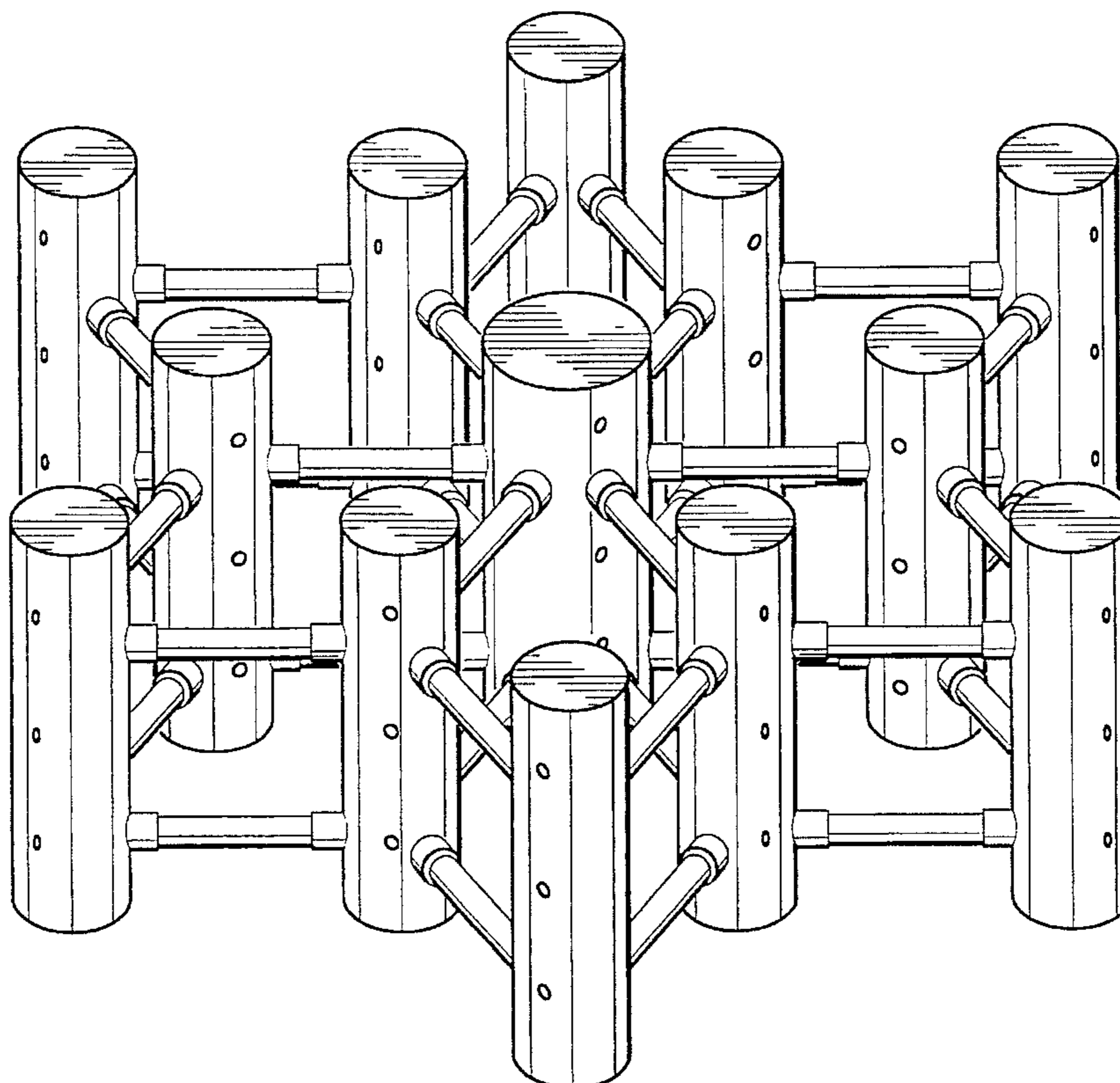


FIG. 1

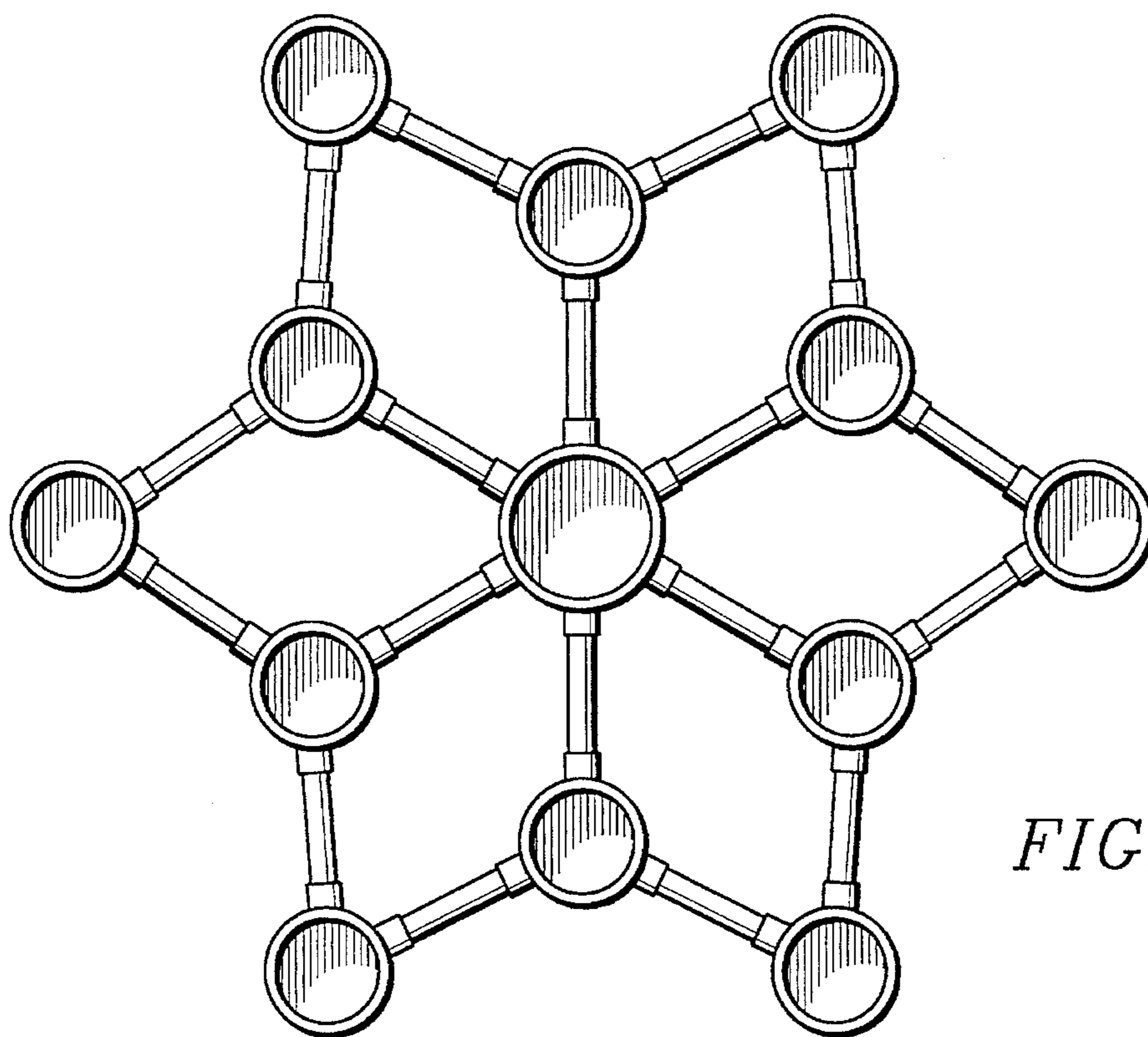
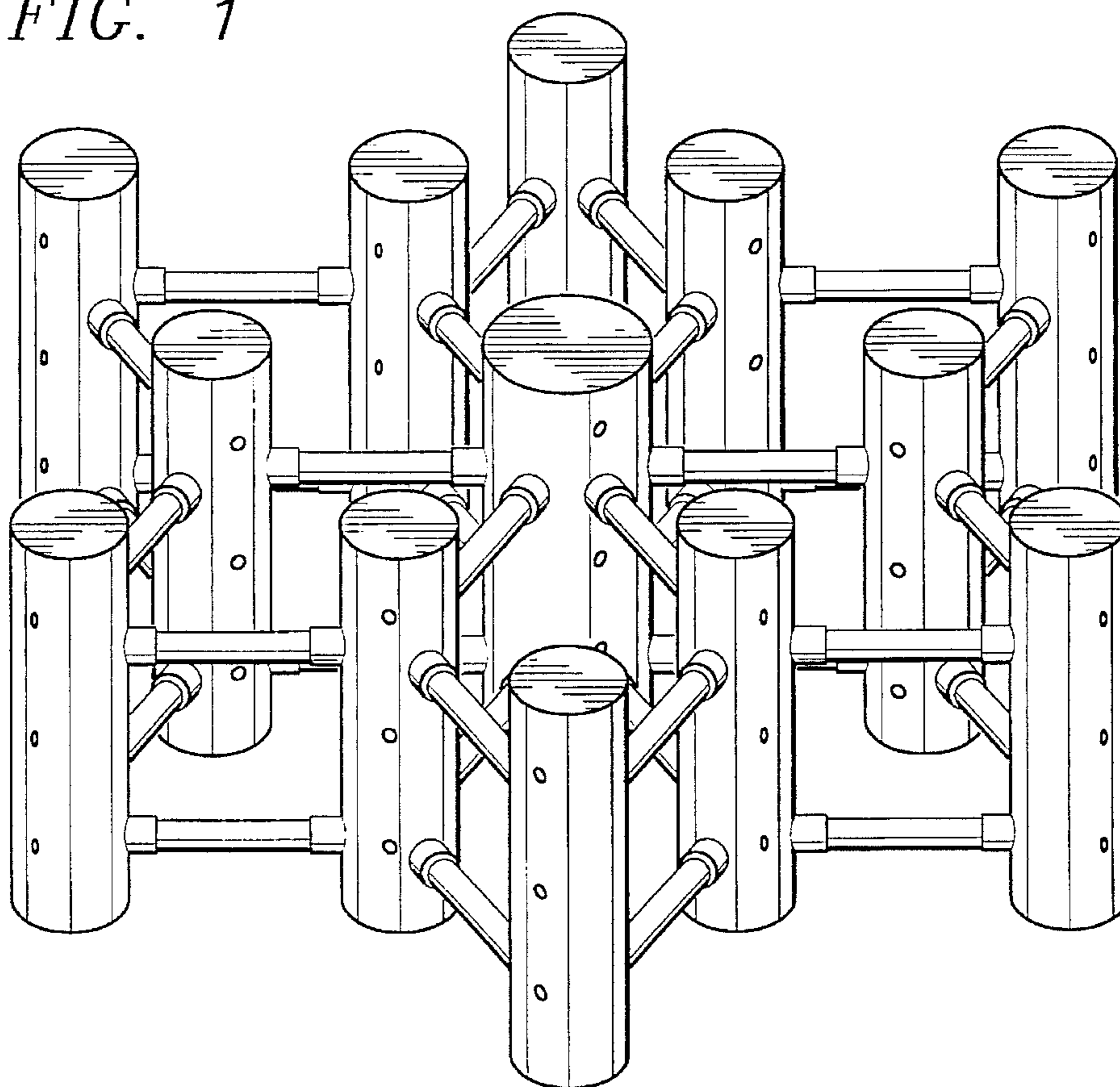


FIG. 2

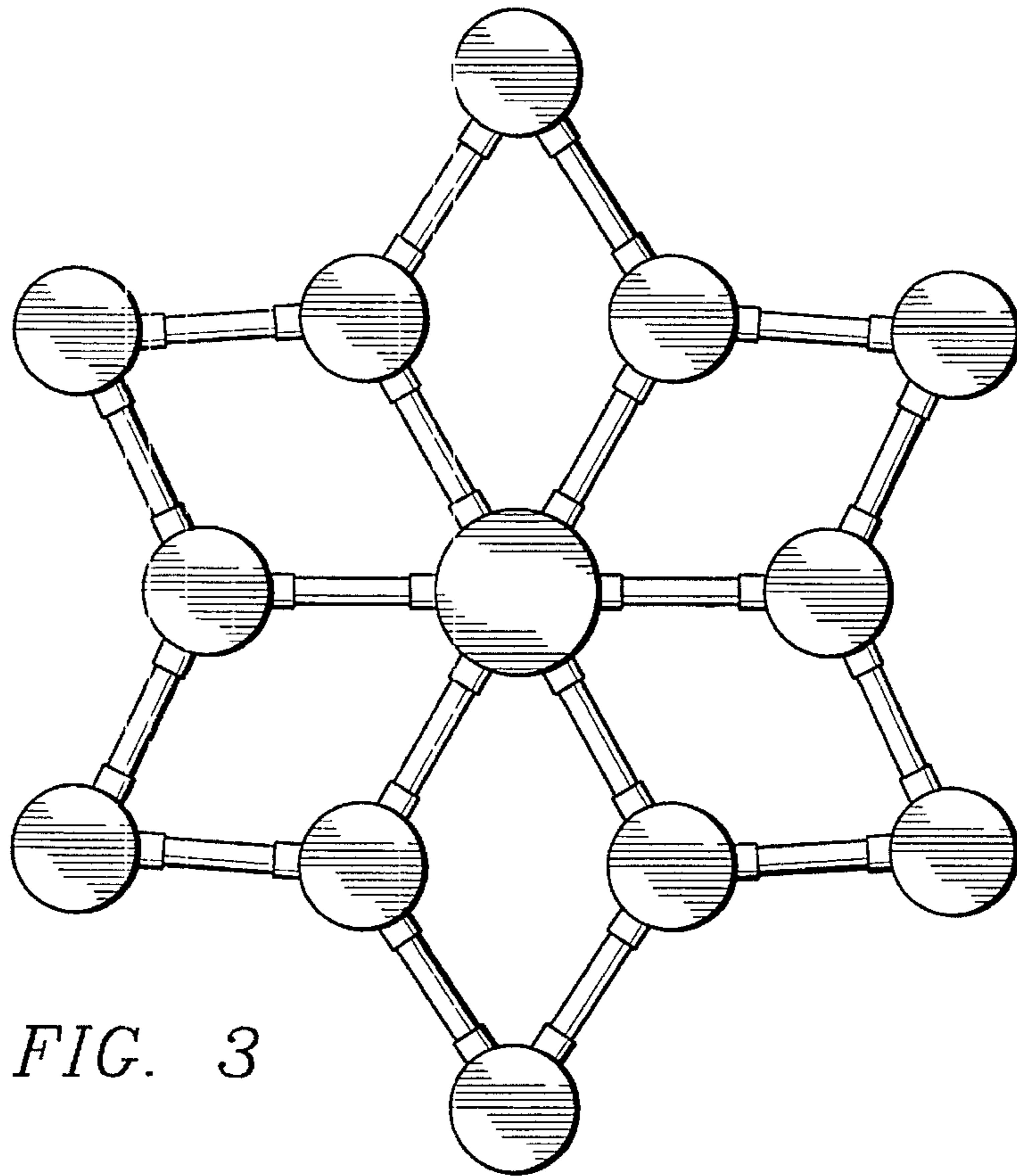


FIG. 3

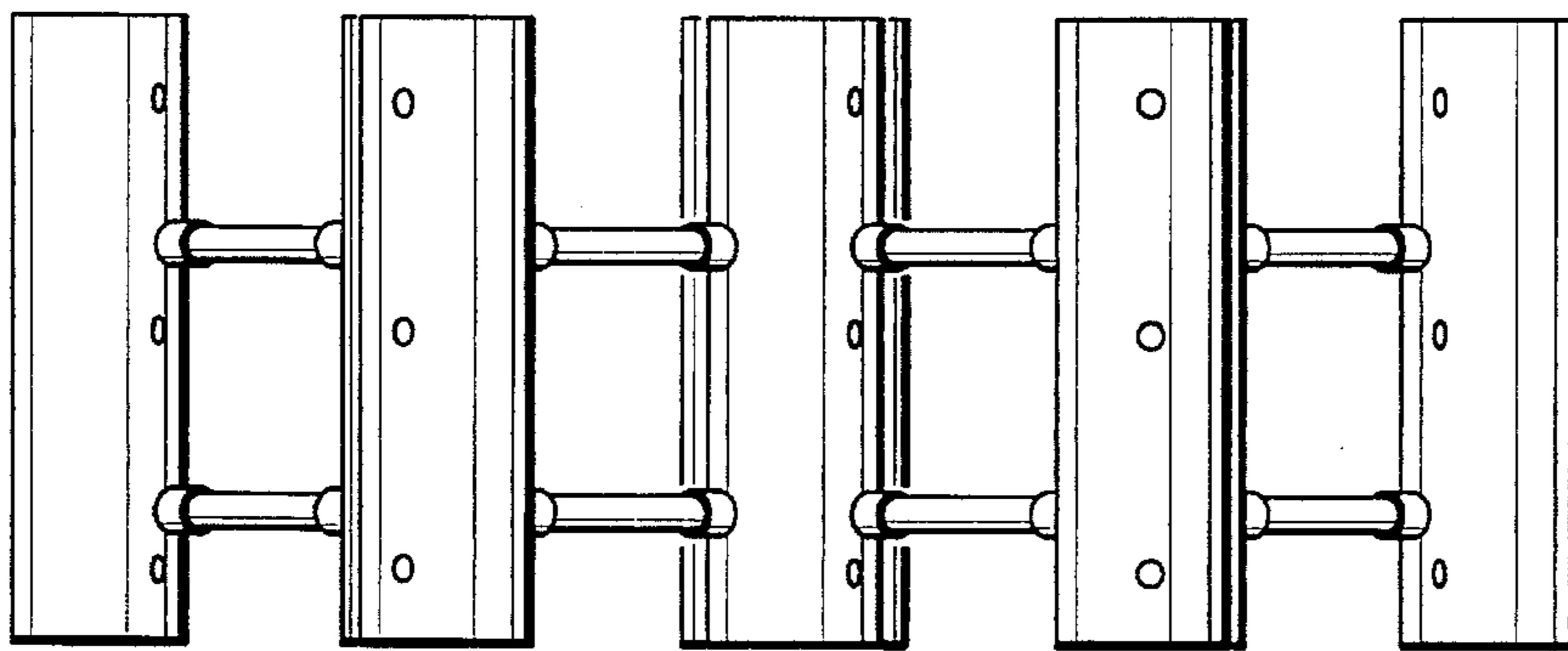


FIG. 4

FIG. 5

