



US00D376831S

United States Patent [19]

Resuggan

[11] Patent Number: Des. 376,831

[45] Date of Patent: **Dec. 24, 1996

[54] PISTOL

[75] Inventor: **Harold F. Resuggan**, Handsworth Wood, England

[73] Assignee: **Webley & Scott Limited**, Birmingham, England

[**] Term: 14 Years

[21] Appl. No.: 33,417

[22] Filed: Jan. 12, 1995

[30] Foreign Application Priority Data

Aug. 11, 1994 [GB] United Kingdom 2040929

[52] U.S. Cl. D22/104; D22/100

[58] Field of Search D22/100, 101, D22/103, 104, 105, 108; D21/145, 146, 147; 42/1.06, 7, 100, 103; 89/14.3, 163, 195, 196

[56] References Cited

U.S. PATENT DOCUMENTS

D. 249,800 10/1978 Yates et al. D22/104

2,115,041	4/1938	Obregon	89/195 X
2,935,000	5/1960	Mowrey	89/14.3
2,975,680	3/1961	Wilson	89/196
3,159,080	12/1964	Freed	D22/108
4,915,011	4/1990	Smith	89/196 X

Primary Examiner—Louis S. Zarfaz
Assistant Examiner—Monica A. Hannon
Attorney, Agent, or Firm—Learman & McCulloch

[57] CLAIM

The ornamental design for a pistol, as shown and described.

DESCRIPTION

FIG. 1 is a side elevational view of one side of a pistol embodying my new design, the opposite side of which is identical;

FIG. 2 is a front end elevational view thereof;


FIG. 3 is a rear end elevational view thereof;

FIG. 4 is a top plan view thereof;

FIG. 5 is a bottom plan view thereof; and,

FIG. 6 is a perspective view thereof.

1 Claim, 4 Drawing Sheets



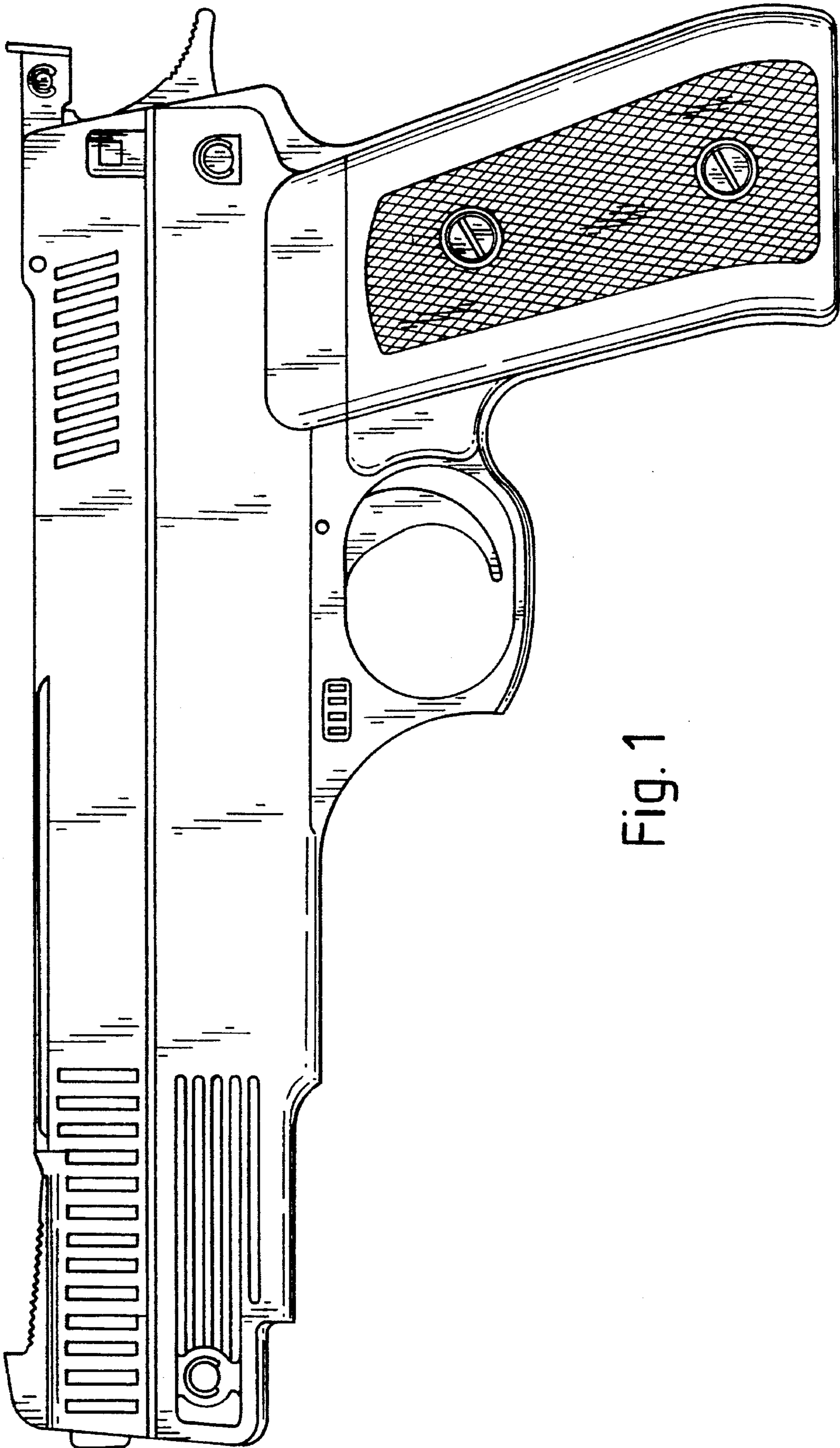


Fig. 1

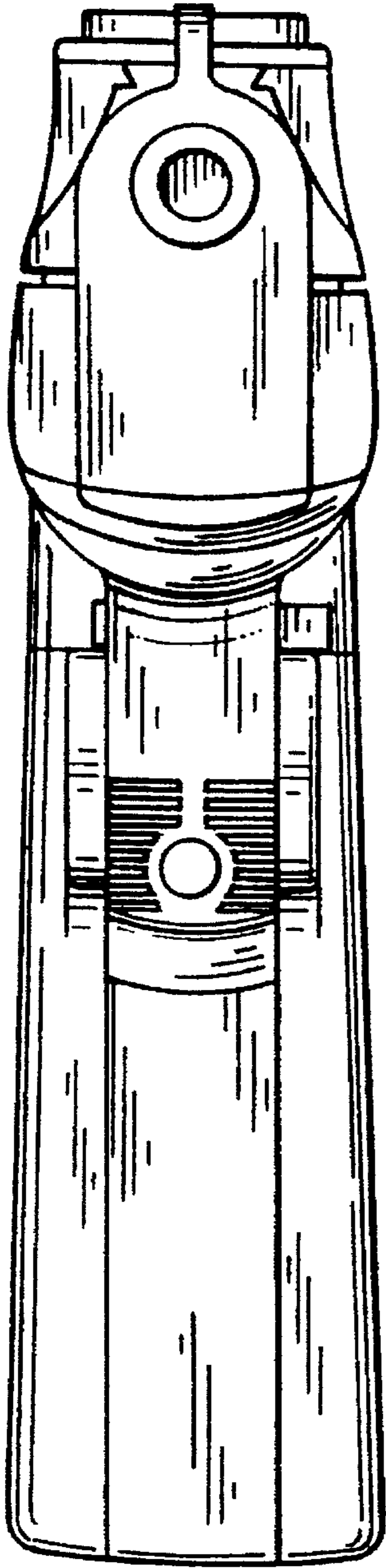


Fig. 2

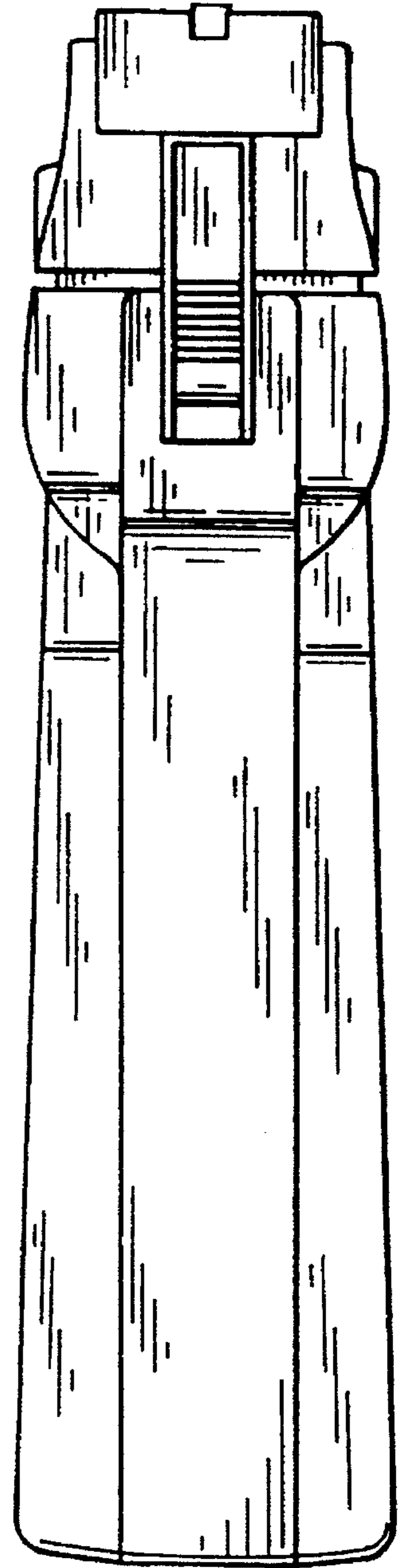


Fig. 3

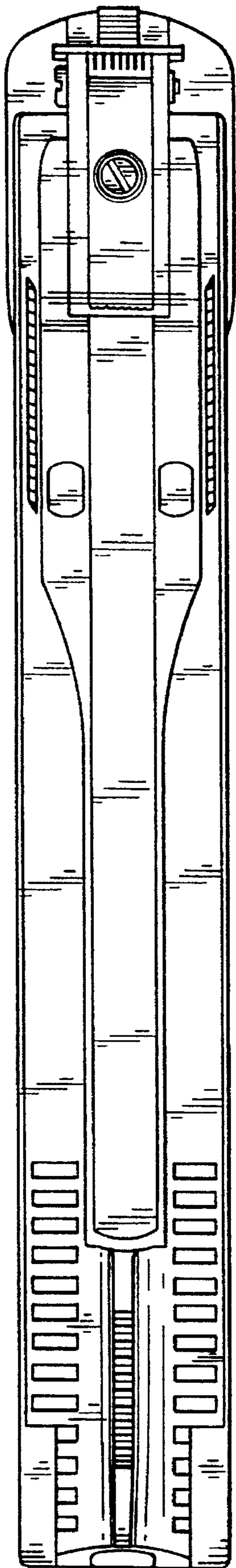


Fig. 4

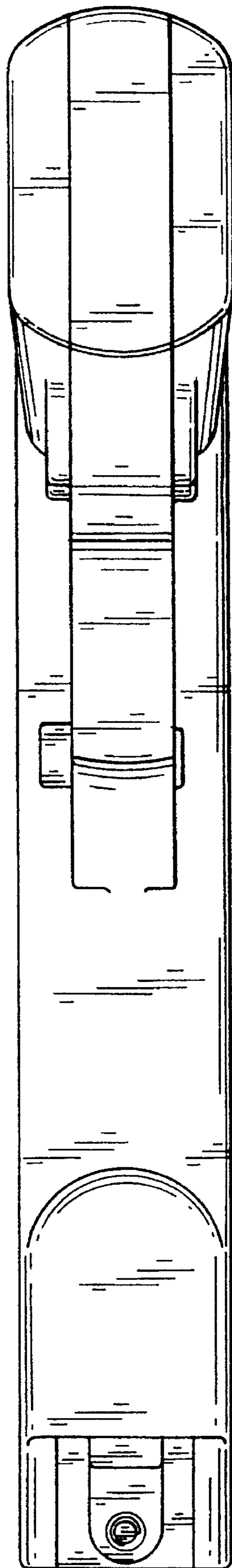


Fig. 5




Fig. 6