



US00D376803S

United States Patent [19]

[11] **Patent Number: Des. 376,803**

Lee

[45] **Date of Patent: **Dec. 24, 1996**

[54] **KARAOKE MICROPHONE**

D. 321,692 11/1991 Siddoway et al. D14/225 X
D. 338,011 8/1993 Carter et al. D14/225 X

[75] Inventor: **Kee-Woon Lee**, Buchon, Rep. of Korea

Primary Examiner—Sandra L. Morris
Assistant Examiner—Nanda Bondade
Attorney, Agent, or Firm—Morgan & Finnegan, L.L.P.

[73] Assignee: **Sycom International Corp.**, Taichung, Taiwan

[**] Term: **14 Years**

[57] CLAIM

[21] Appl. No.: **52,150**

The ornamental design for a karaoke microphone, as shown and described.

[22] Filed: **Mar. 25, 1996**

[52] U.S. Cl. **D14/228**

[58] Field of Search D14/206, 215, D14/223, 225-229; 181/158, 242; 379/430, 431, 433; 381/91, 153, 168, 169-170, 183; 434/307

DESCRIPTION

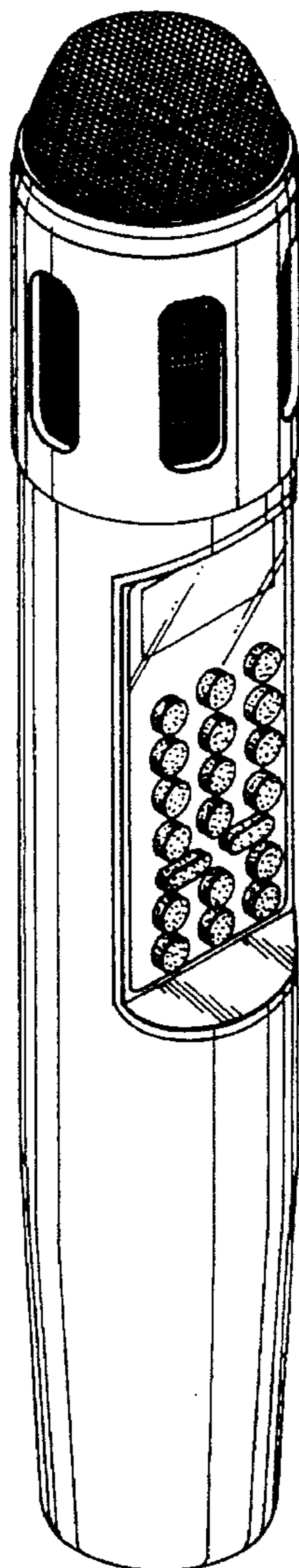
FIG. 1 is a perspective view of karaoke microphone showing my new design;
FIG. 2 is a front elevational view thereof;
FIG. 3 is a rear elevational view thereof;
FIG. 4 is a left side elevational view thereof;
FIG. 5 is a right side elevational view thereof;
FIG. 6 is a top plan view thereof; and
FIG. 7 is a bottom plan view thereof.

[56] References Cited

U.S. PATENT DOCUMENTS

D. 228,193 8/1973 Pruyne D14/228
D. 295,759 5/1988 Kolich D14/226
D. 296,435 6/1988 Kubota D14/228

1 Claim, 4 Drawing Sheets






FIG.1




FIG. 2

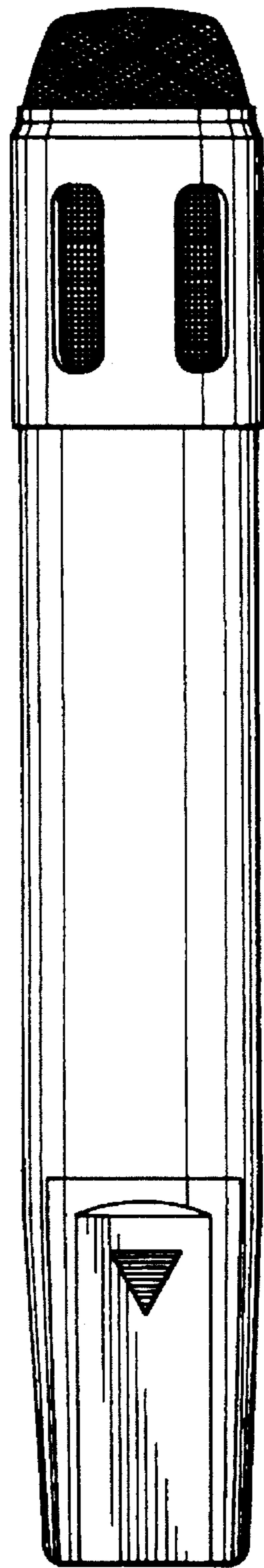


FIG. 3

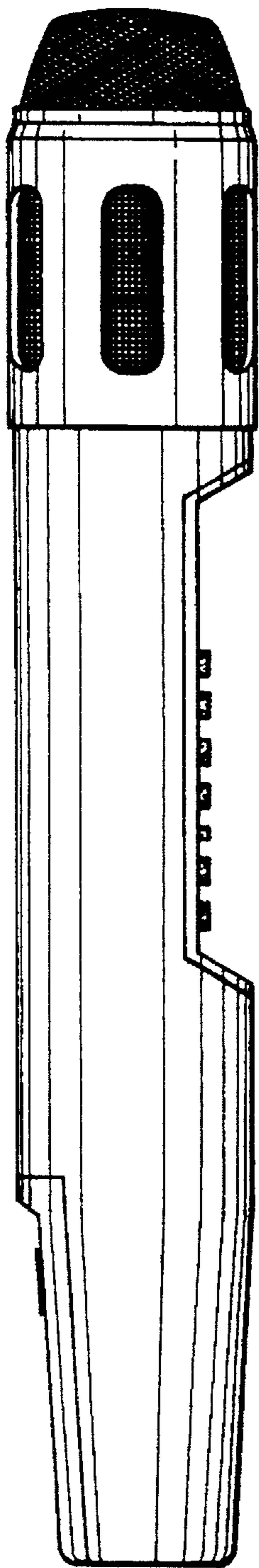


FIG. 4




FIG. 5




FIG. 6




FIG. 7