



US00D376797S

United States Patent [19]

[11] Patent Number: **Des. 376,797**

Harris et al.

[45] Date of Patent: ****Dec. 24, 1996**

[54] **VCR PROTECTOR**

4,054,344	10/1977	Fujimoto et al.	D14/121 X
4,248,345	2/1981	Bowers	242/347.2 X
4,524,926	6/1985	Nemoto et al.	360/132 X

[76] Inventors: **John R. Harris; Robin Ball**, both of
Box 2472, St. Mary's, ON, Canada,
N4X 1A3

OTHER PUBLICATIONS

[**] Term: **14 Years**

Stereo Review, May 1980, p. 7.
Hong Kong Enterprise, Oct. 1992, p. 343.

[21] Appl. No.: **50,436**

Primary Examiner—Prabhakar G. Deshmukh
Attorney, Agent, or Firm—Harold H. Dutton, Jr.; W. Charles
L. Jamison; Diane F. Liebman

[22] Filed: **Feb. 20, 1996**

[52] U.S. Cl. **D14/121**

[58] Field of Search D14/121, 100,
D14/114, 299, 122; 242/348, 348.4, 341,
347, 347.1, 347.2; 360/132, 133; D21/13,
48; 463/30-35, 43, 46; D3/218; D6/449;
D13/184, 162, 171, 174

[57] CLAIM

The ornamental design for a VCR protector, as shown.

DESCRIPTION

[56] References Cited

FIG. 1 is a perspective view of a VCR protector showing our
new design;
FIG. 2 is a front view thereof;
FIG. 3 is a rear view thereof;
FIG. 4 is a left side view thereof;
FIG. 5 is a right side view thereof; and,
FIG. 6 is a bottom view thereof.
FIGS. 2-6 are drawn in reduced scale.

U.S. PATENT DOCUMENTS

D. 265,525	7/1982	Basili et al.	D14/121 X
D. 269,825	7/1983	Shirako et al.	D14/121 X
D. 285,986	10/1986	Huang	D14/121 X
D. 320,391	10/1991	Paque	D14/121
D. 337,111	7/1993	Hata	D14/121
D. 340,916	11/1993	Imura	D14/100
3,532,211	10/1970	Gellert	D14/121 X

1 Claim, 4 Drawing Sheets






FIG. 1



FIG. 2



FIG. 3

FIG. 4

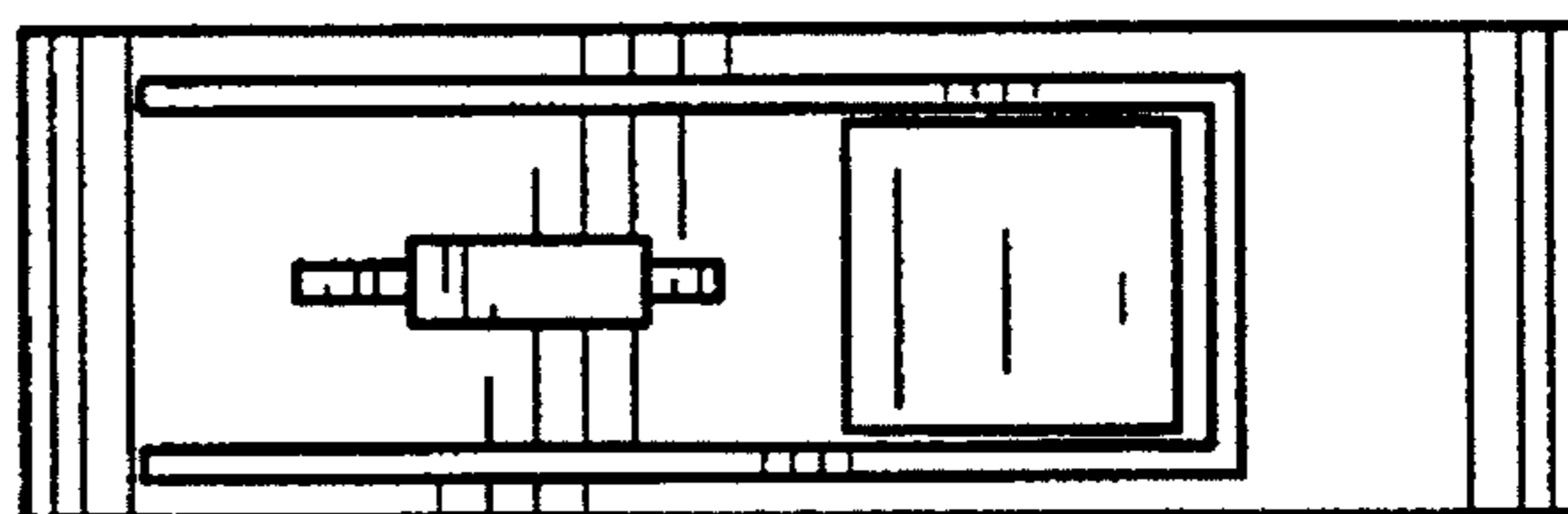
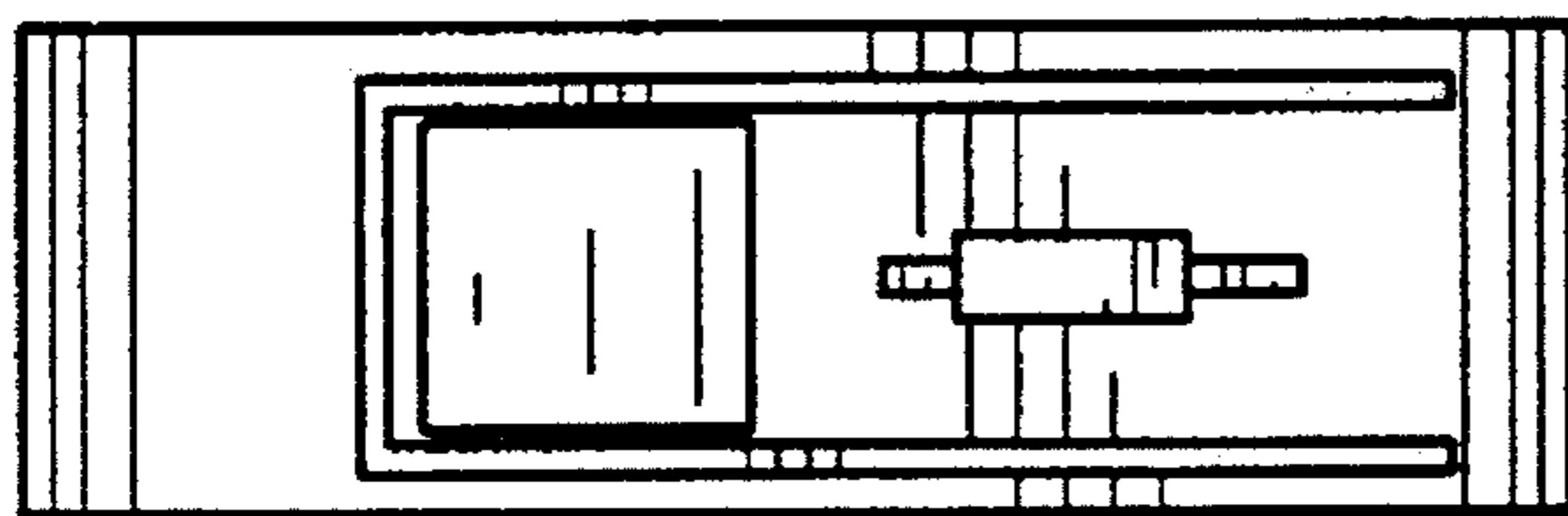


FIG. 5

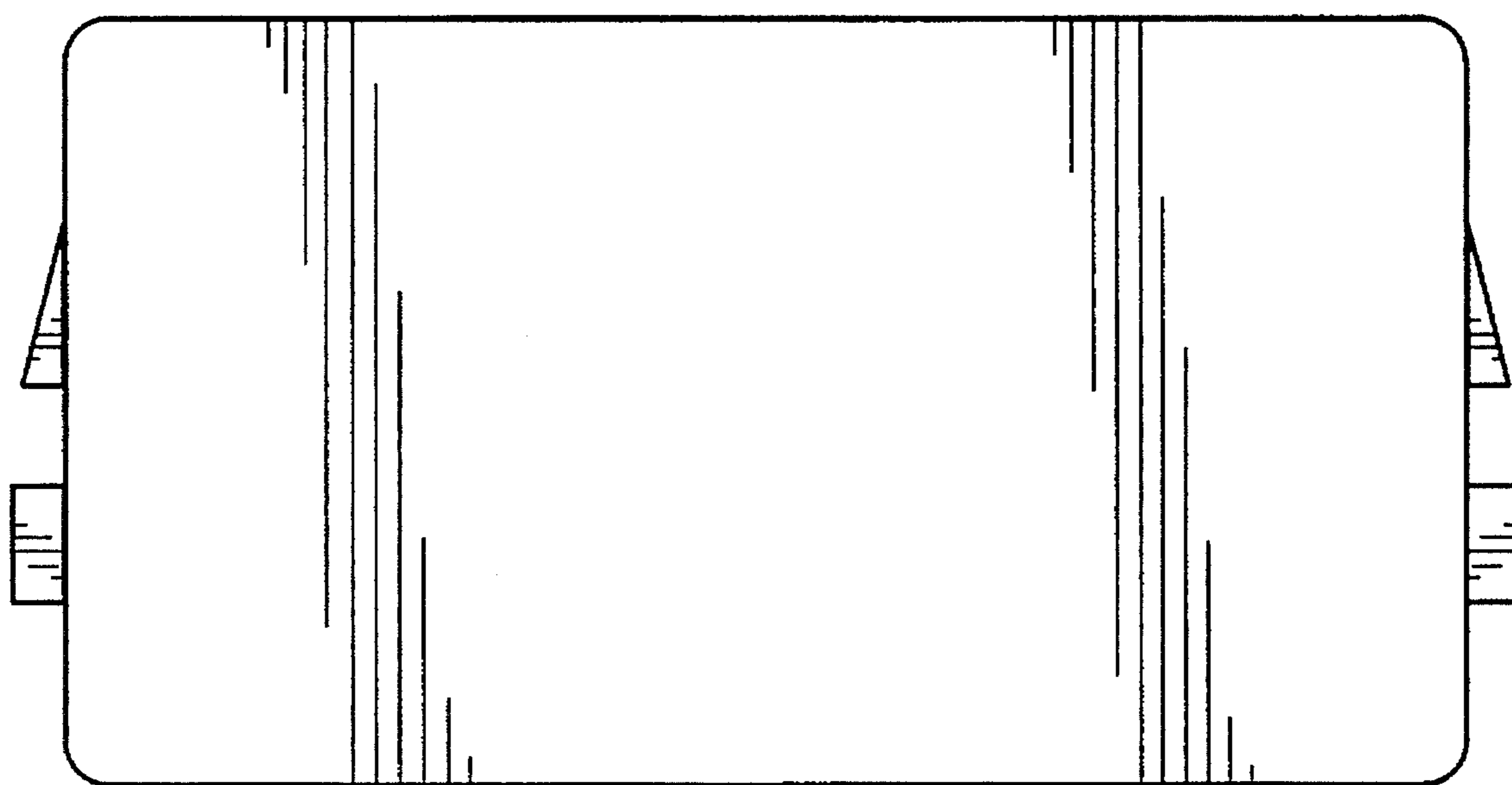


FIG. 6