



US00D376781S

United States Patent [19]

[11] Patent Number: **Des. 376,781**

Ludewig et al.

[45] Date of Patent: ****Dec. 24, 1996**

[54] **ROOF RACK SUPPORT FOR A PASSENGER CAR**

D. 350,724 9/1994 Lichtbach D12/412

[75] Inventors: **Thilo Ludewig**, Leonberg; **Erhard Wolf**, Stuttgart, both of Germany

Primary Examiner—James M. Gandy

Assistant Examiner—Cathron B. Matta

Attorney, Agent, or Firm—Evenson, McKeown, Edwards & Lenahan, P.L.L.C.

[73] Assignee: **Dr. Ing. h.c.F. Porsche AG**, Weissach, Germany

[57] **CLAIM**

[**] Term: **14 Years**

The ornamental design for a roof rack support for a passenger car, as shown and described.

[21] Appl. No.: **38,737**

DESCRIPTION

[22] Filed: **May 12, 1995**

FIG. 1 is a front perspective view of a roof rack support for a passenger car, shown at an enlarged scale with the roof rack being shown in broken lines according to our novel design; and,

[30] **Foreign Application Priority Data**

Nov. 12, 1994 [DE] Germany M 94 08 827.6

[52] U.S. Cl. **D12/406**

FIG. 2 is a rear perspective view of a roof rack support for a passenger car, with the roof rack, the opposite roof rack support and a portion of the car being shown in broken lines according to our novel design.

[58] Field of Search D12/406, 412, D12/414; 224/42.1, 42.2, 309, 316, 317, 322-329, 331; 296/37.7

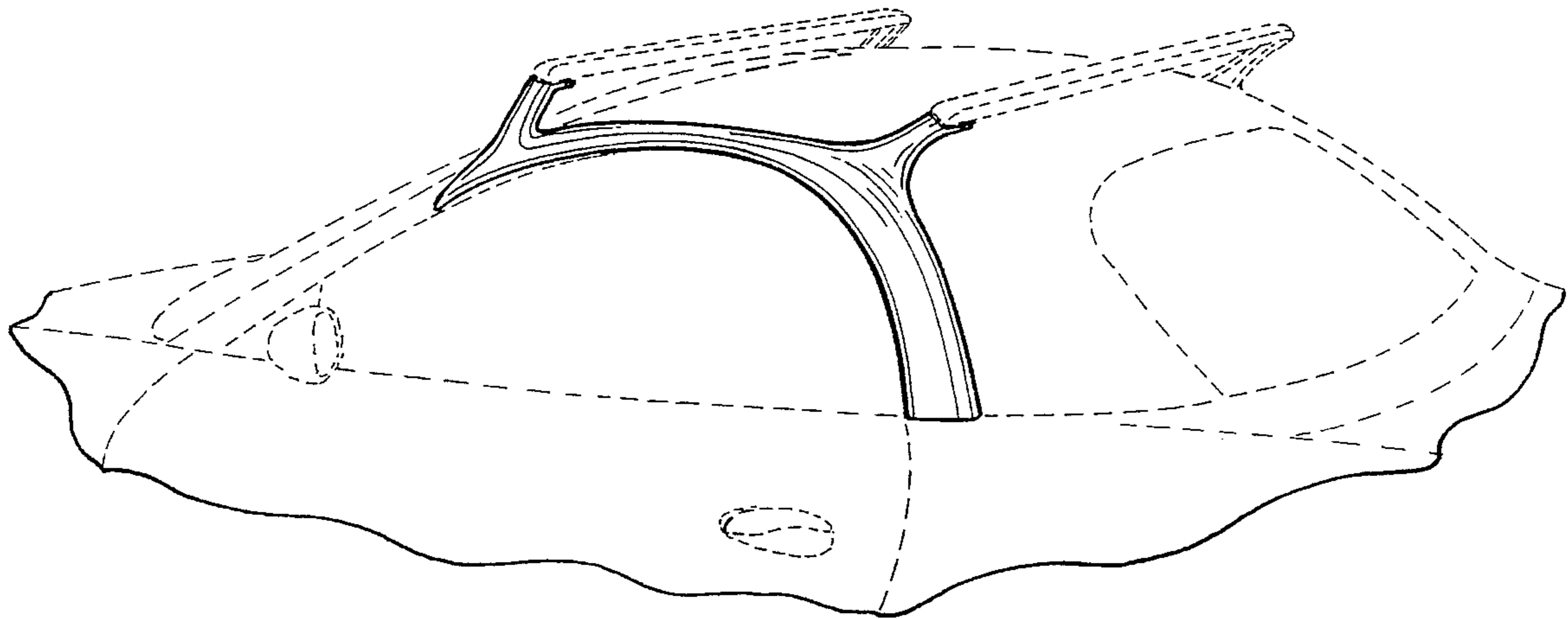
The broken lines are for illustrative purposes only and do not form any part of the claimed design. Those portions of the roof rack support not shown in FIGS. 1 and 2 form no part of the claimed design.

[56] **References Cited**

U.S. PATENT DOCUMENTS

D. 294,137 2/1988 Robson D12/412

1 Claim, 2 Drawing Sheets



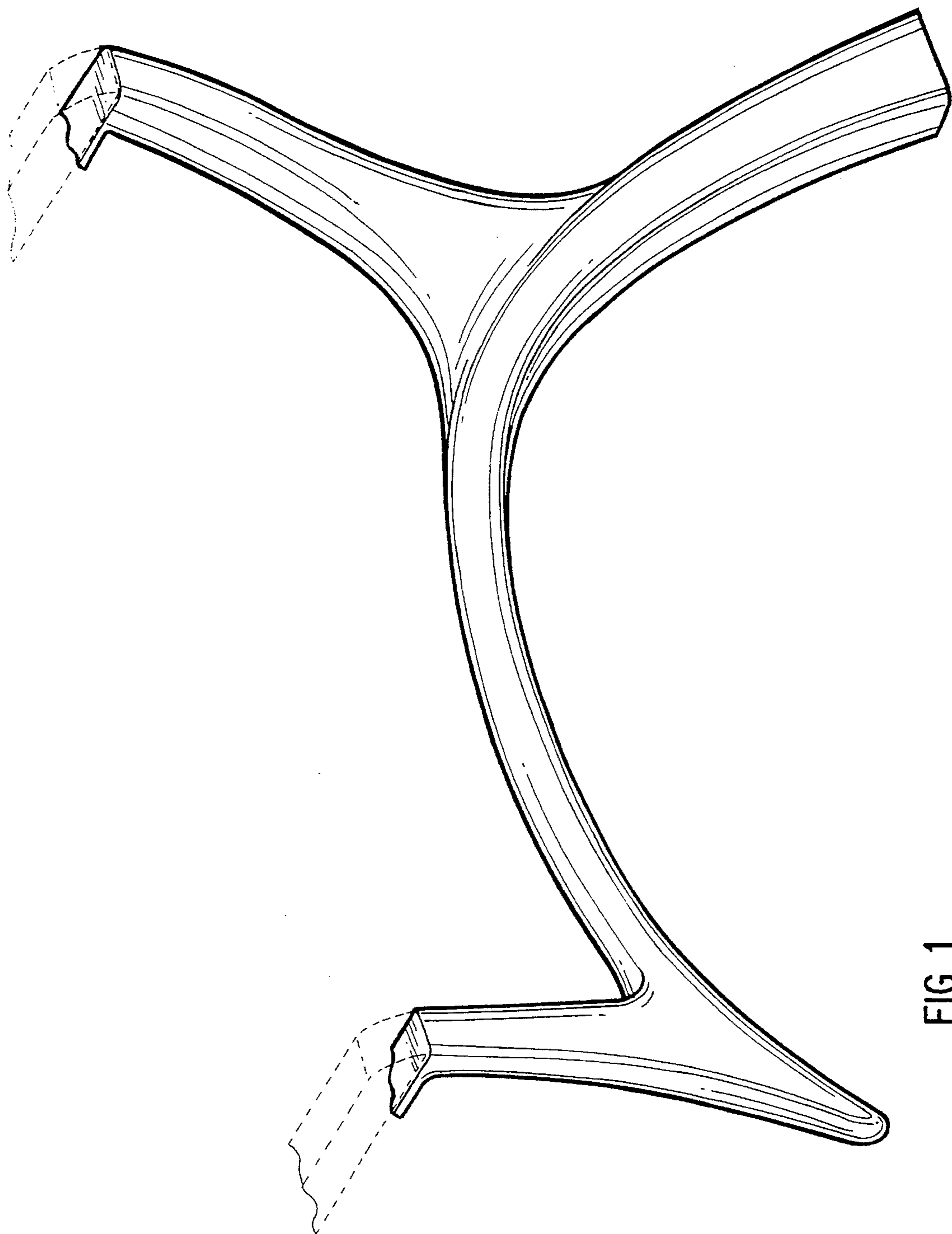


FIG. 1

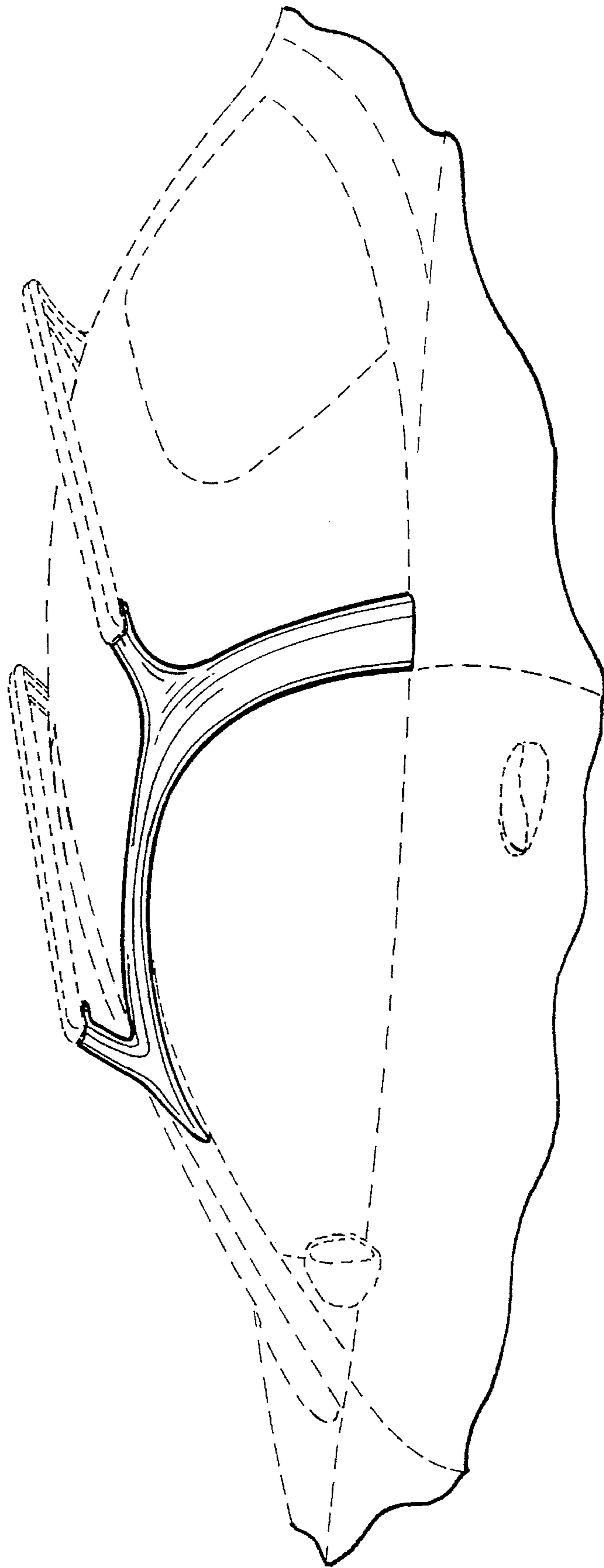


FIG. 2