



US00D376762S

United States Patent [19]

[11] Patent Number: **Des. 376,762**

Fenton et al.

[45] Date of Patent: ****Dec. 24, 1996**

[54] BOTTLE

D. 312,396	11/1990	Lunderman	D9/516
D. 336,854	6/1993	Segati et al.	D9/575 X
D. 357,416	4/1995	Valentine	D9/516

[75] Inventors: **Russell R. Fenton; Elmer H. Goss,**
both of East Amherst, N.Y.

Primary Examiner—Lucy Lieberman
Attorney, Agent, or Firm—Harpman & Harpman

[73] Assignee: **FWJ Plastics, Inc.,** Tonawanda, N.Y.

[**] Term: **14 Years**

[57] CLAIM

[21] Appl. No.: **47,269**

The ornamental design for a bottle, as shown and described.

[22] Filed: **Nov. 30, 1995**

DESCRIPTION

[52] U.S. Cl. **D9/549; D9/516; D9/575**

FIG. 1 is a top and rear perspective view of a bottle showing our new design;

[58] Field of Search D9/516, 563, 550,
D9/571, 572-575, 549, 558, 553, 566;
215/382, 383, 384, 400

FIG. 2 is a right side elevation, the left side elevation is the same except for the conventional screw threading on the bottle neck;

[56] References Cited

FIG. 3 is a top plan view thereof;


U.S. PATENT DOCUMENTS

FIG. 4 is a bottom plan view thereof; and,

FIG. 5 is a front view thereof.

D. 239,698	4/1976	Utley	D9/558
D. 254,710	4/1980	Leger	D9/516
D. 283,398	4/1986	Van Dine	D9/573

1 Claim, 1 Drawing Sheet






FIG. 1




FIG. 2

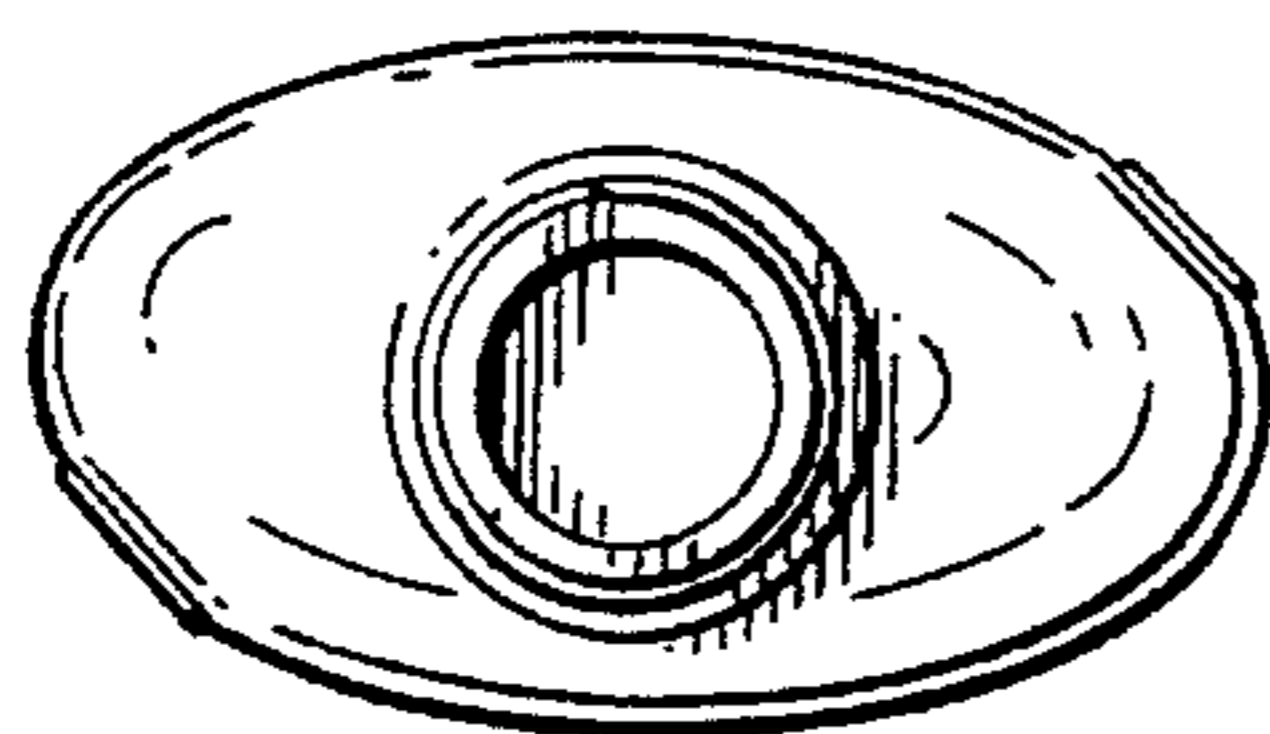


FIG. 3

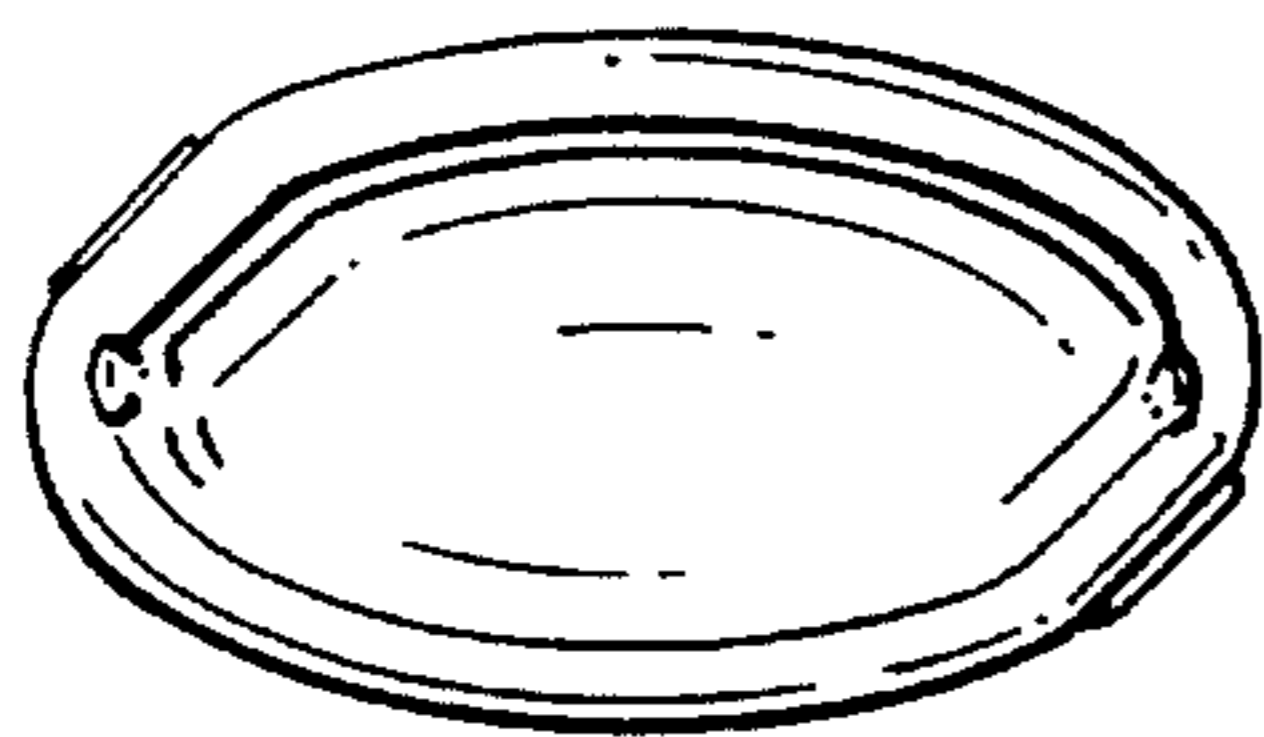


FIG. 4




FIG. 5