



US00D376744S

United States Patent [19]

[11] Patent Number: **Des. 376,744**

Eisenblätter

[45] Date of Patent: ****Dec. 24, 1996**

[54] **SUPPORT PLATE**

[75] Inventor: **Gerd Eisenblätter**, Königsdorf,
Germany

[73] Assignee: **Gerd Eisenblätter GmbH**, Geretsried,
Germany

[**] Term: **14 Years**

[21] Appl. No.: **26,695**

[22] Filed: **Aug. 3, 1994**

[52] U.S. Cl. **D8/70**

[58] Field of Search D8/62, 70, 90;
D15/126; 51/296, 394; 81/180.1; 451/259,
359, 420, 490, 510, 539, 548

[56] **References Cited**

U.S. PATENT DOCUMENTS

D. 242,053	10/1976	Coons et al.	D8/90
D. 282,671	2/1986	Papsdorf	D15/1
1,525,225	2/1925	Chase	451/548

2,307,312	1/1943	Whiting	451/548
3,252,775	5/1966	Tocci-Guilbert	51/296
4,644,610	2/1987	Fish	211/70.6
4,711,610	12/1987	Riehl	451/388
5,201,149	4/1993	Eisenblätter	51/394

Primary Examiner—B. J. Bullock
Assistant Examiner—Robert M. Spear
Attorney, Agent, or Firm—Keck, Mahin & Cate

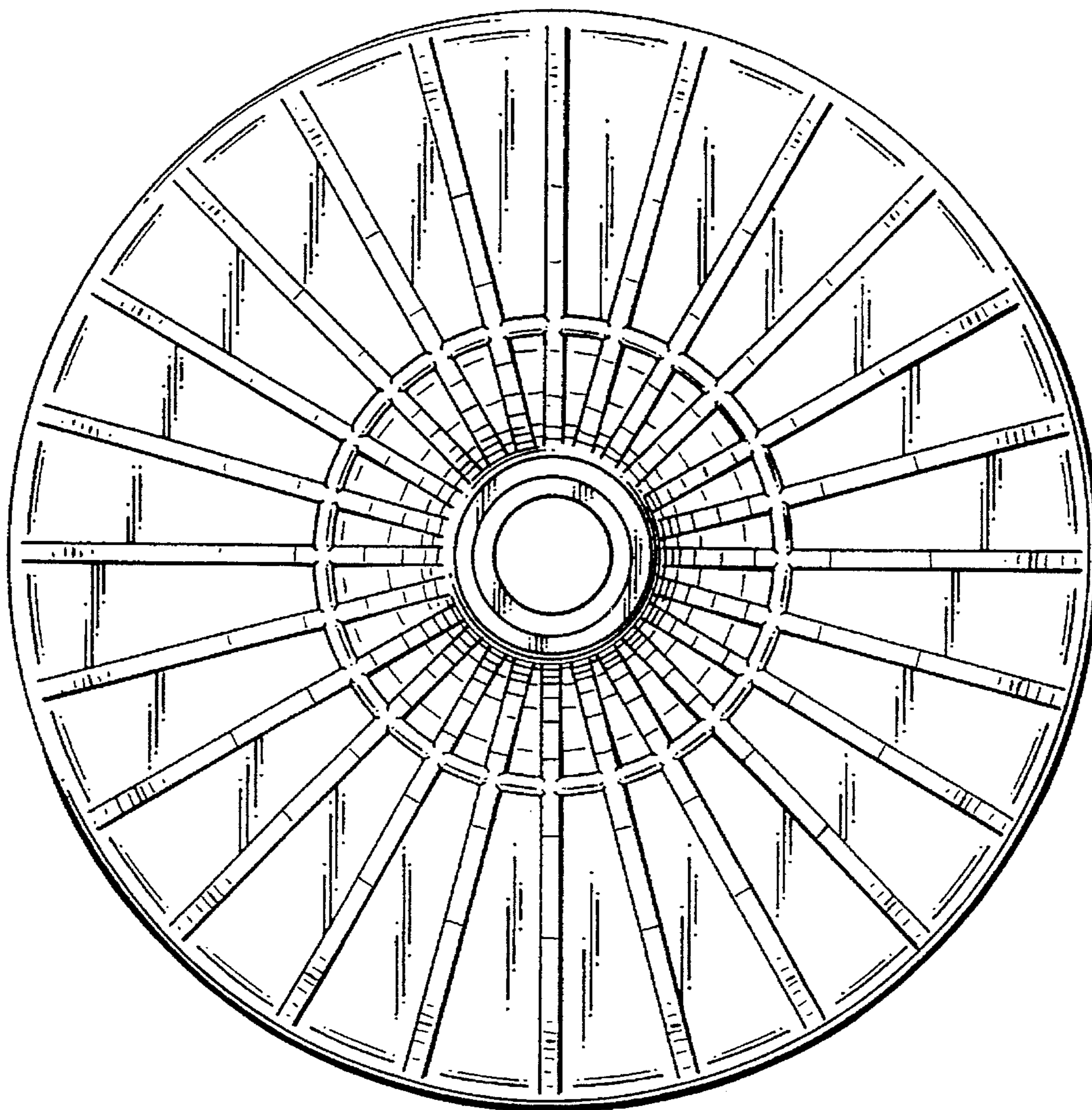
[57] CLAIM

The ornamental design for a support plate, as shown and described.

DESCRIPTION

FIG. 1 is a top plan view of a support plate, showing my new design;
FIG. 2 is a front elevational view thereof, the rear, right side and left side elevational views being identical thereto; and, FIG. 3 is a bottom plan view thereof.

1 Claim, 2 Drawing Sheets



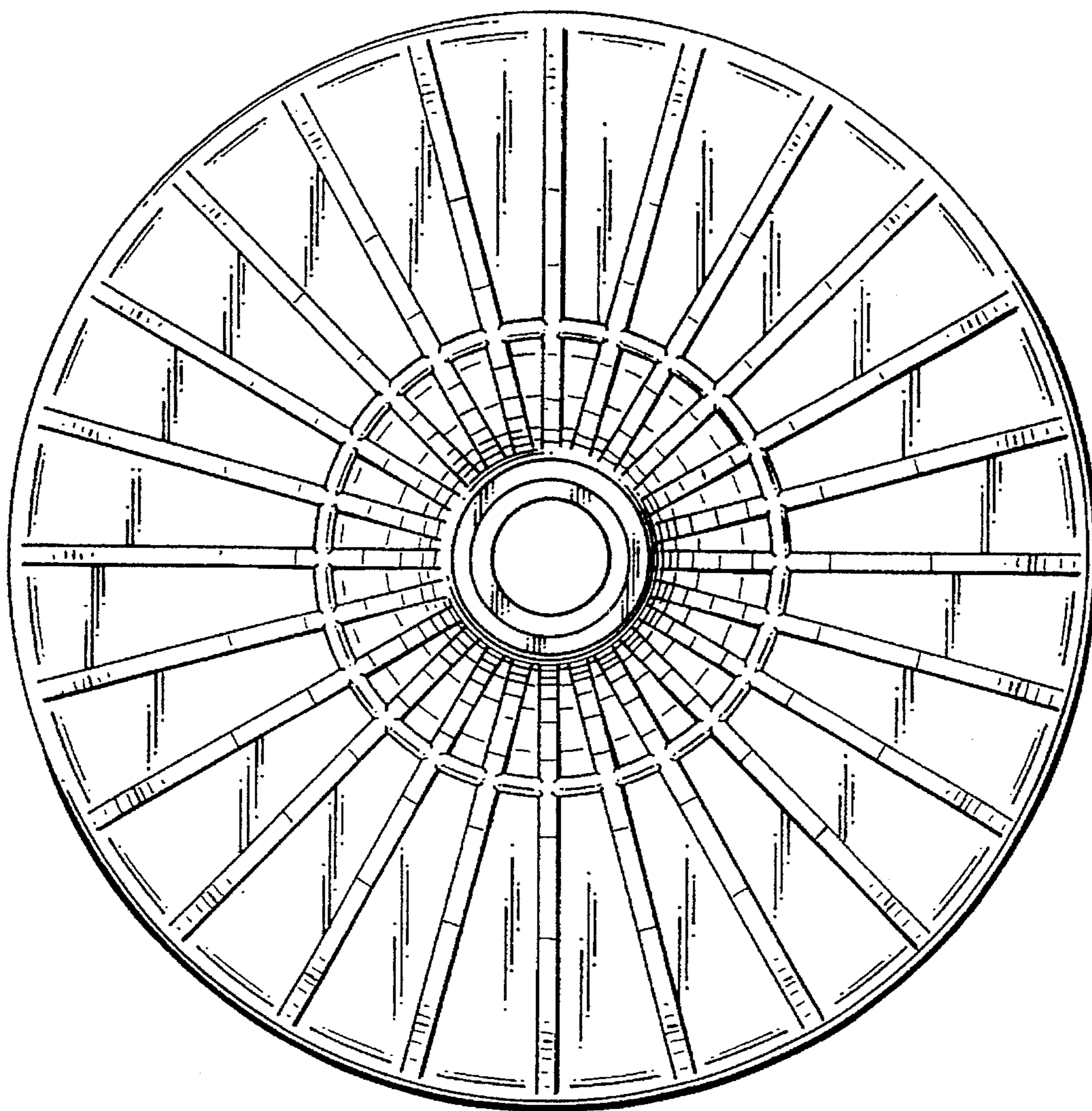


FIG. 1

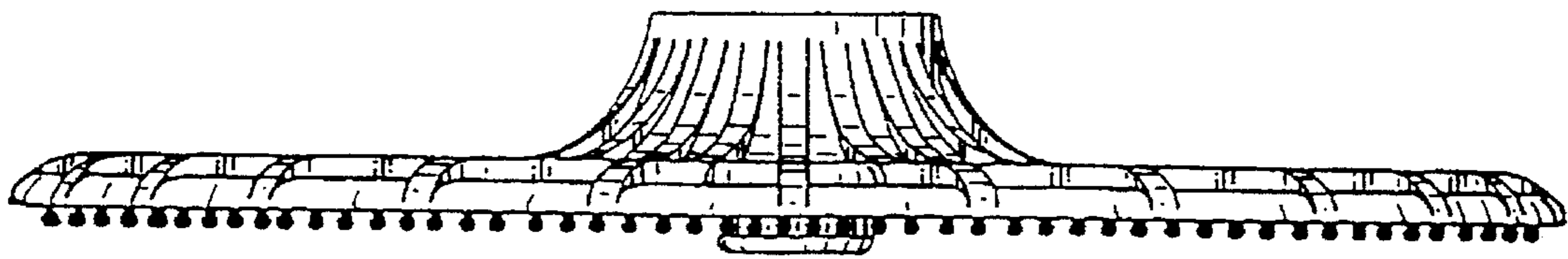


FIG. 2




FIG. 3