



US00D376743S

United States Patent [19]

Seber et al.

[11] Patent Number: **Des. 376,743**

[45] Date of Patent: ****Dec. 24, 1996**

[54] **COMBINED FOLDING KNIFE HANDLE AND BLADE SEGMENTS**

[75] Inventors: **Brett P. Seber**, Escondido; **Roy L. Helton, Jr.**, San Diego, both of Calif.

[73] Assignee: **Buck Knives, Inc.**, El Cajon, Calif.

[**] Term: **14 Years**

[21] Appl. No.: **28,510**

[22] Filed: **Sep. 16, 1994**

D. 302,934	8/1989	Finn	D8/99
D. 304,154	10/1989	Osterhout	D8/99
D. 321,820	12/1991	Russell	D8/99
D. 336,232	6/1993	Thompson	D8/99
D. 347,374	5/1994	Sakai	D8/99
4,947,552	8/1990	Barnes	30/161

Primary Examiner—Philip S. Hyder
Attorney, Agent, or Firm—Gregory Garmong

Related U.S. Application Data

[63] Continuation-in-part of Ser. No. 138,703, Oct. 18, 1993, abandoned, Ser. No. 138,670, Oct. 18, 1993, abandoned, Ser. No. 26,042, Jul. 18, 1994, Pat. No. Des. 369,287, and Ser. No. 26,044, Jul. 18, 1994.

[52] U.S. Cl. **D8/99**

[58] Field of Search D8/98, 99, 107;
D22/118; 30/151, 152, 153, 154, 155, 156,
157, 158, 159, 160, 161, 162

[56] References Cited

U.S. PATENT DOCUMENTS

D. 230,696 3/1974 Evrell D8/99

[57] CLAIM

The ornamental design for a combined folding knife handle and blade segments, as shown and described.

DESCRIPTION

FIG. 1 is a left-side elevational view of a combined folding knife handle and blade segments;

FIG. 2 is a right-side elevational view thereof;

FIG. 3 is a top view thereof;

FIG. 4 is a bottom view thereof;

FIG. 5 is a back elevational view thereof; and,

FIG. 6 is a front elevational view thereof.

1 Claim, 1 Drawing Sheet

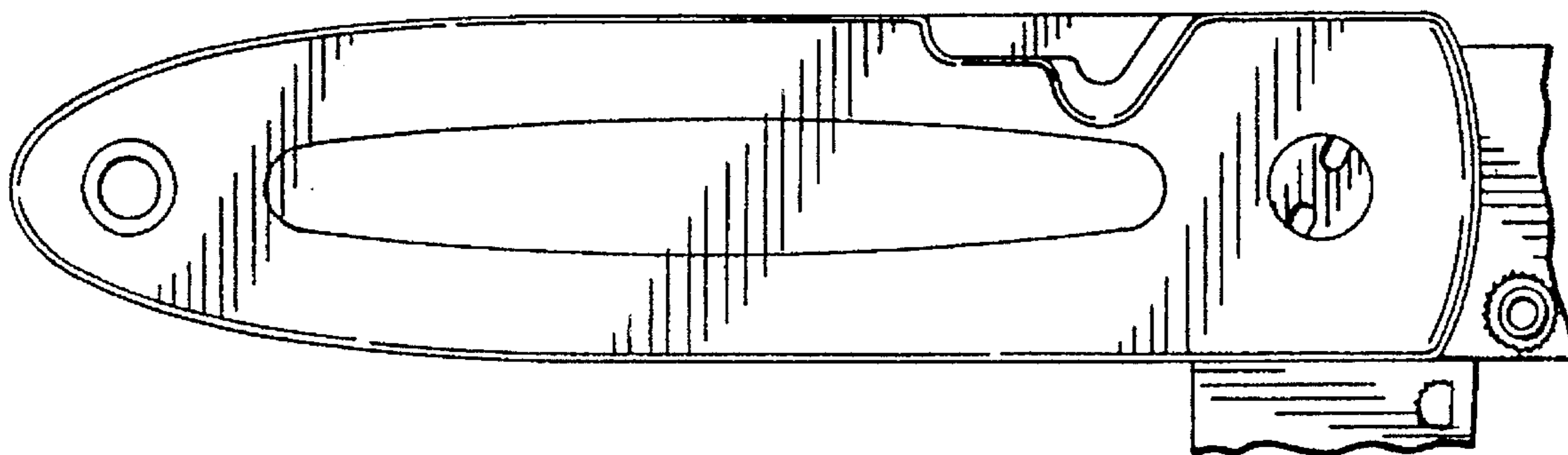


FIG. 1

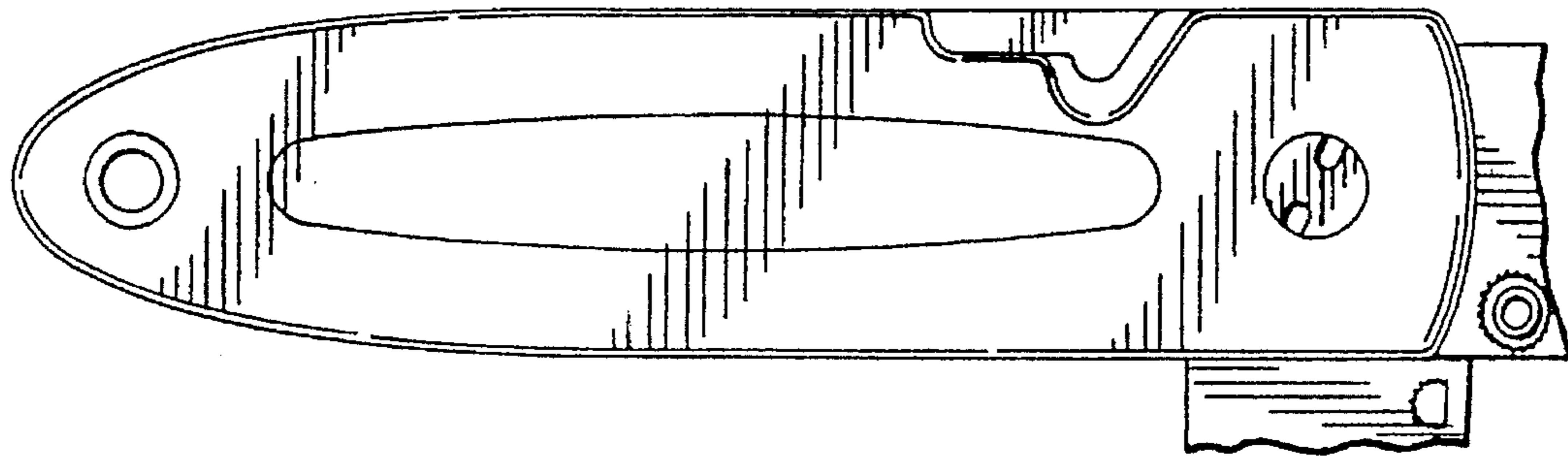


FIG. 2

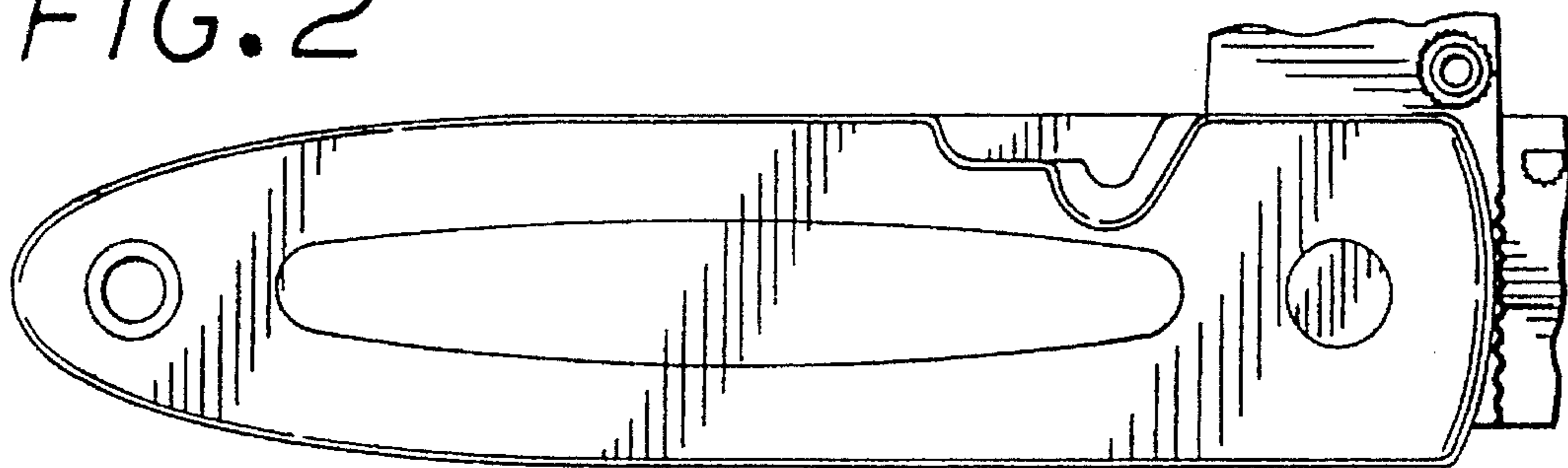


FIG. 3

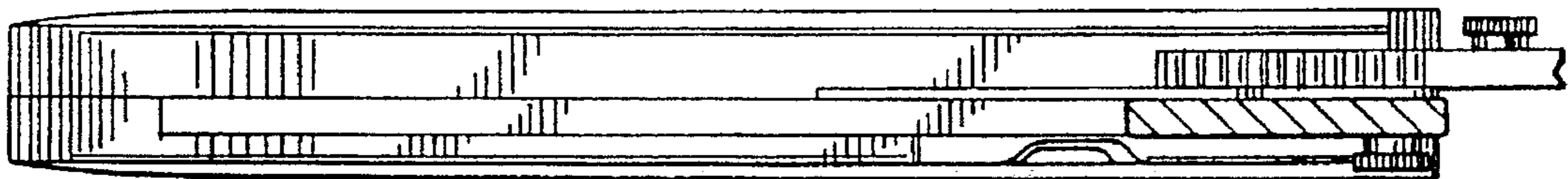


FIG. 4




FIG. 5

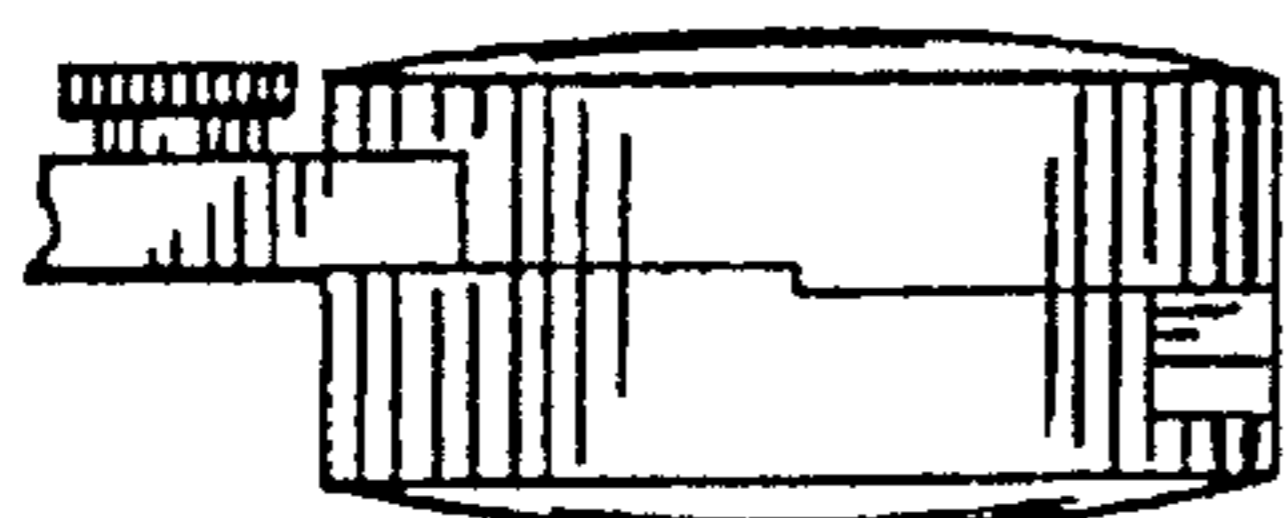


FIG. 6

