



US00D376727S

# United States Patent [19]

## Baumgarten

[11] Patent Number: **Des. 376,727**

[45] Date of Patent: **\*\*Dec. 24, 1996**

[54] **HANDLE FOR UTENSIL**

[75] Inventor: **Gerd-Diethard Baumgarten**,  
Wilnsdorf-Wilden, Germany

[73] Assignee: **Heinrich Baumgarten KG**  
**Spezialfabrik fuer Beschlagteile**,  
Neunkirchen, Germany

[\*\*] Term: **14 Years**

[21] Appl. No.: **42,196**

[22] Filed: **Aug. 3, 1995**

[52] U.S. Cl. .... **D7/395**

[58] Field of Search ..... D7/395, 354-361,  
D7/688, 691, 401.2; D8/107; 16/110 R,  
110 A, 114 R; 220/752, 912

[56] **References Cited**

**U.S. PATENT DOCUMENTS**

- D. 157,677 3/1950 Hess ..... D7/395
- D. 157,679 3/1950 Hess ..... D7/395
- D. 199,799 12/1964 Rowley ..... D7/395

- D. 326,980 6/1992 Lin ..... D7/395
- D. 353,513 12/1994 Kong ..... D7/395
- 4,761,851 8/1988 Day et al. .... 16/110 A

*Primary Examiner*—James M. Gandy  
*Assistant Examiner*—Caron D. Veynar  
*Attorney, Agent, or Firm*—Flynn, Thiel, Boutell & Tanis,  
P.C.

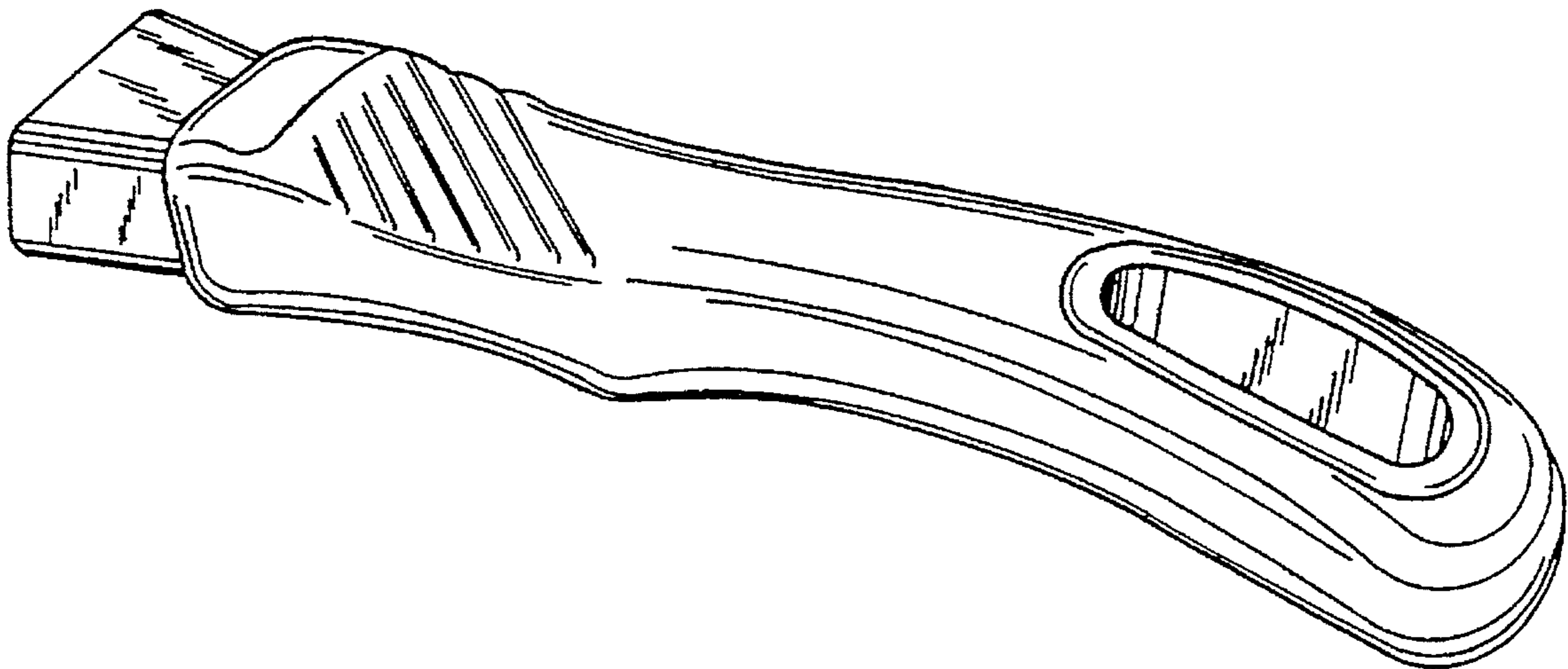
[57] **CLAIM**

The ornamental design for a handle for utensil, as shown and described.

**DESCRIPTION**

FIG. 1 is a top left front perspective view of a handle for utensil showing my new design;  
FIG. 2 is a left side elevation view, the right side elevation view being a mirror image thereof;  
FIG. 3 is a bottom plan view thereof;  
FIG. 4 is a top plan view thereof;  
FIG. 5 is a front elevation view thereof; and,  
FIG. 6 is a rear elevation view thereof.

**1 Claim, 1 Drawing Sheet**



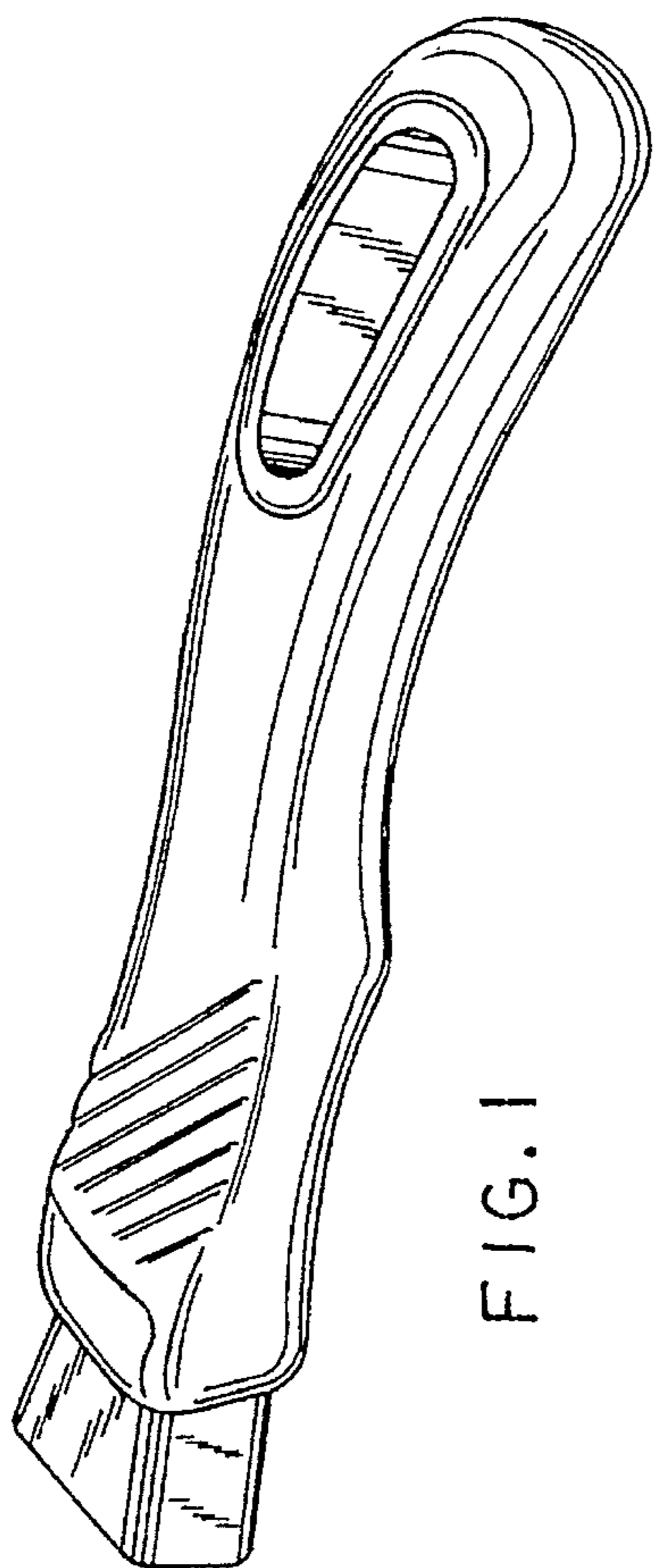


FIG. 1



FIG. 2

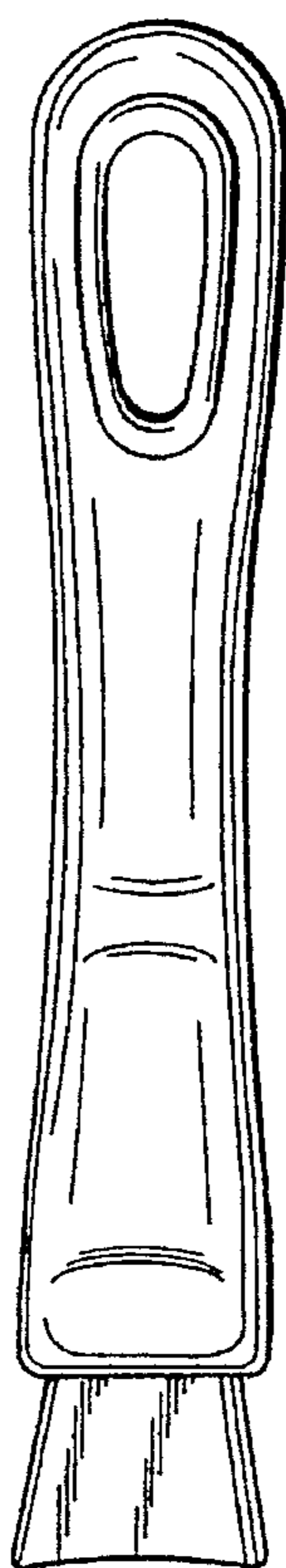


FIG. 3




FIG. 4

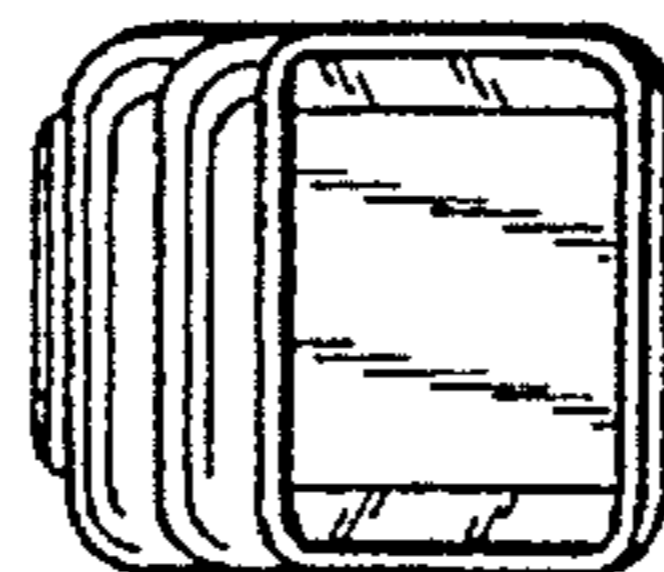


FIG. 5

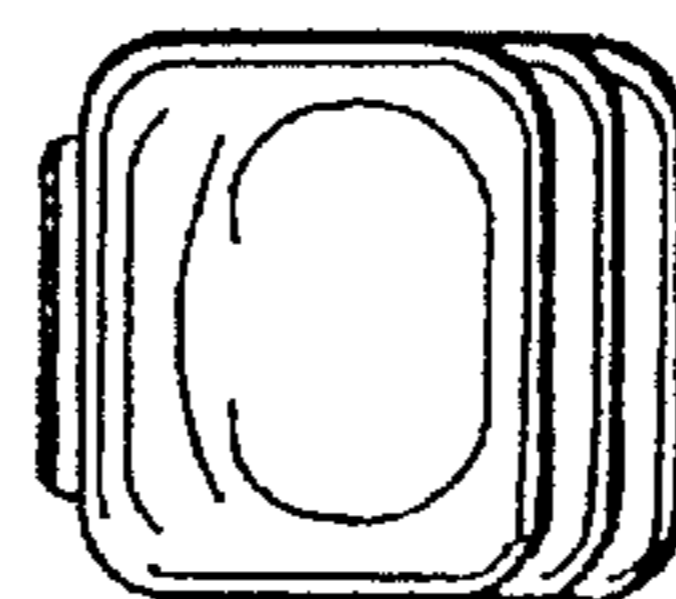


FIG. 6