



US00D376711S

United States Patent [19]

[11] Patent Number: **Des. 376,711**

Harris

[45] Date of Patent: ****Dec. 24, 1996**

[54] TABLE

D. 350,452 9/1994 Ward D6/480

[75] Inventor: **Charles C. Harris**, High Point, N.C.

Primary Examiner—Janice E. Seeger

Attorney, Agent, or Firm—Rhodes Coats & Bennett, L.L.P.

[73] Assignee: **Victus, Ltd.**, Greensboro, N.C.

[57] **CLAIM**

[**] Term: **14 Years**

The ornamental design for a table, as shown and described.

[21] Appl. No.: **39,788**

DESCRIPTION

[22] Filed: **Apr. 25, 1995**

FIG. 1 is a front perspective view of a table, showing my new design;

[52] U.S. Cl. **D6/480**; D6/511

FIG. 2 is a side elevational view thereof, the opposite side elevational view being a mirror image;

[58] Field of Search D6/480-489, 495-499, D6/511, 429; 108/153, 156, 161; 248/188, 188.1

FIG. 3 is an end elevational view thereof, the opposite end elevational view being a mirror image;

[56] **References Cited**

FIG. 4 is a top plan view thereof; and,

FIG. 5 is a top plan view of a second embodiment of the table shown in FIG. 1.

U.S. PATENT DOCUMENTS

D. 243,813 3/1977 Pratt D6/480

D. 258,184 2/1981 Nelson D6/480

1 Claim, 5 Drawing Sheets


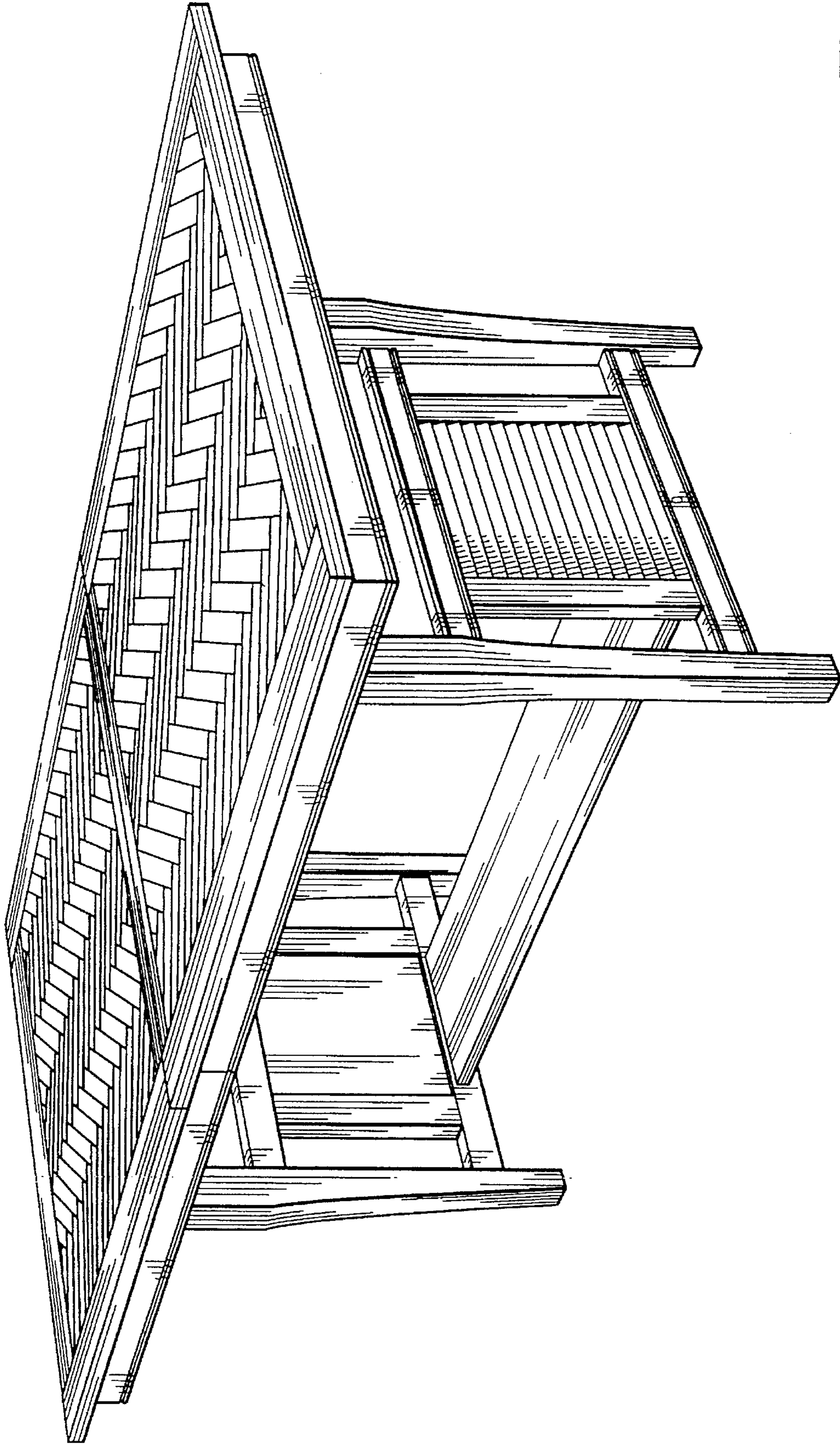


Fig. 1



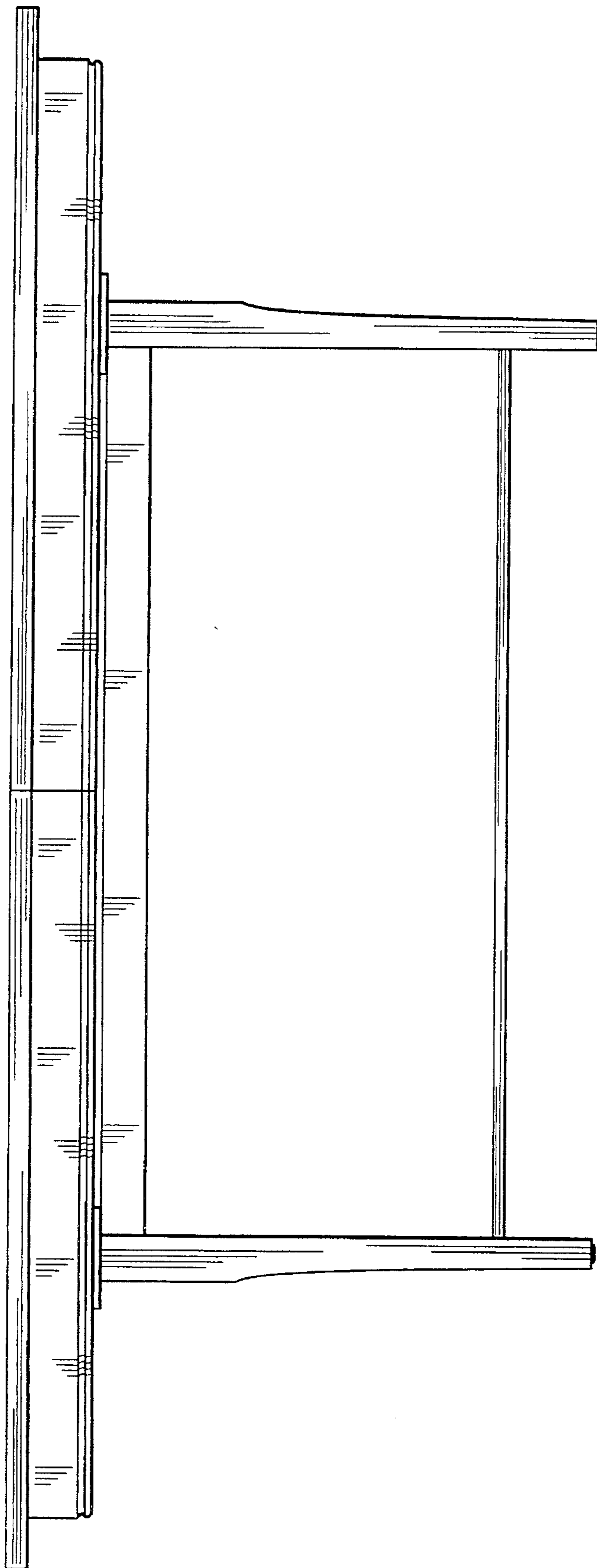


Fig. 2

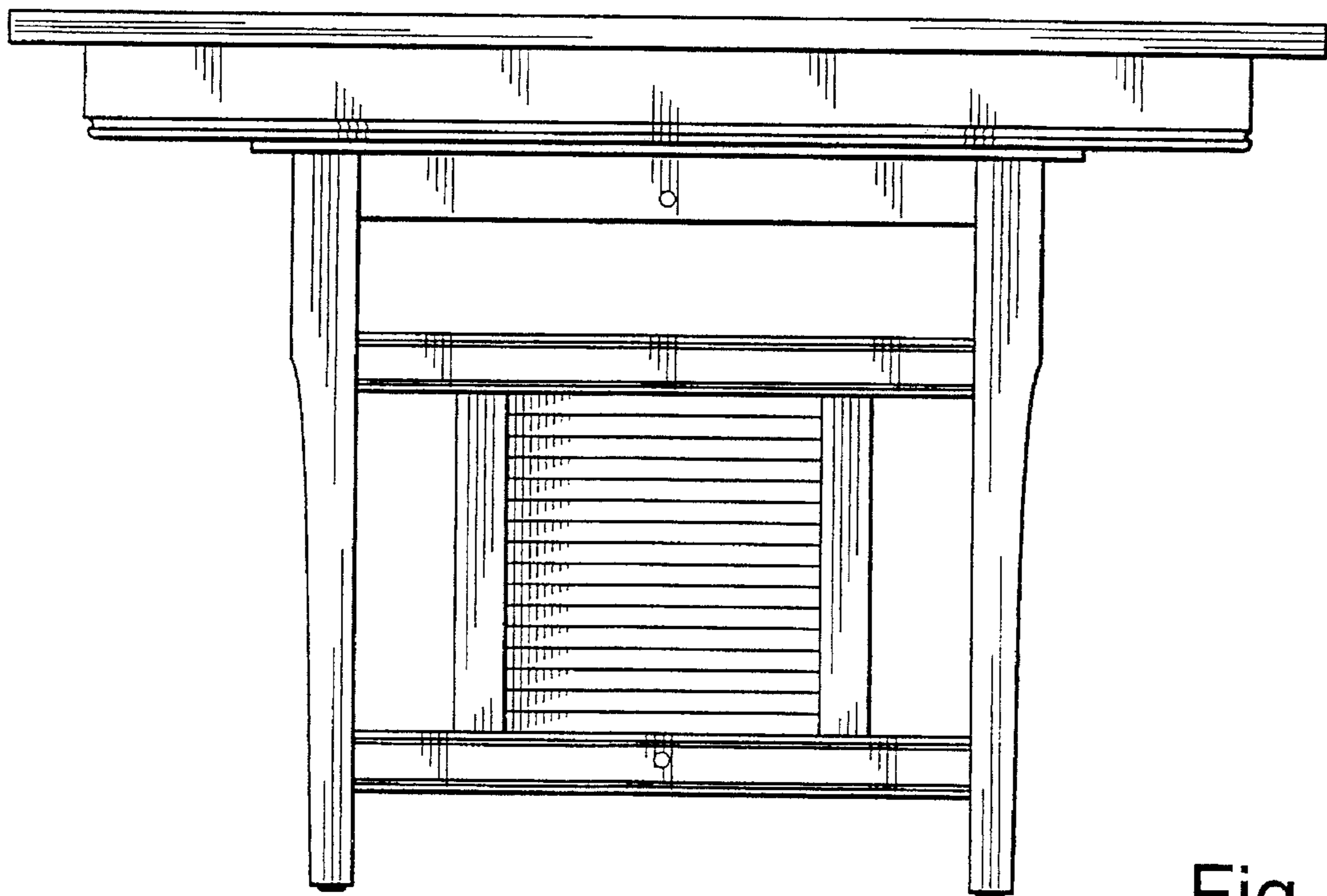


Fig. 3




Fig. 4




Fig. 5