



US00D376687S

# United States Patent [19]

Carretta et al.

[11] Patent Number: **Des. 376,687**

[45] Date of Patent: **\*\*Dec. 24, 1996**

[54] **GOLF ACCESSORY**

[75] Inventors: **Michael R. Carretta**, Tranquility, N.J.;  
**Harry Balestrieri**, Plantation, Fla.

[73] Assignee: **M. R. Carretta & Co., Inc.**,  
Allamuchy, N.J.

[\*\*] Term: **14 Years**

[21] Appl. No.: **48,174**

[22] Filed: **Dec. 21, 1995**

[52] U.S. Cl. .... **D3/221**

[58] Field of Search ..... D3/221, 207, 254,  
D3/320; 224/918, 666; 206/315.1, 315.11;  
D21/221

[56] **References Cited**

**U.S. PATENT DOCUMENTS**

D. 263,243	3/1982	Creamer .....	D3/207	X
D. 270,747	9/1983	Eisinger et al. ....	D3/254	X
D. 344,183	2/1994	Anderson .....	D3/207	
3,669,250	6/1972	Maretka .....	206/315.1	X
4,736,877	4/1988	Clark .....	D3/244	X
5,054,777	10/1991	Borden et al. ....	224/918	X
5,199,573	4/1993	Gribovsky .....	206/315.1	X
5,295,683	3/1994	Tate .....	224/918	X

*Primary Examiner*—Doris V. Coles

*Assistant Examiner*—Catherine R. Oliver

*Attorney, Agent, or Firm*—Lerner, David, Littenberg, Krumholz & Mentlik

[57] **CLAIM**

The ornamental design for a golf accessory, as shown and described.

**DESCRIPTION**

FIG. 1 is a front elevational view of a golf accessory showing my new design;

FIG. 2 is a rear view thereof;

FIG. 3 is a right side elevational view thereof (the left side elevational view is a mirror image of the right side);

FIG. 4 is a top plan view thereof;

FIG. 5 is a bottom plan view thereof;

FIG. 6 is a front elevational view thereof, with the divot fixer removed from the housing;

FIG. 7 is a rear elevational view of the housing only;

FIG. 8 is a right side elevational view thereof (the left side elevational view is a mirror image of the right side);

FIG. 9 is a top plan view thereof; and,

FIG. 10 is a bottom plan view thereof.

**1 Claim, 2 Drawing Sheets**

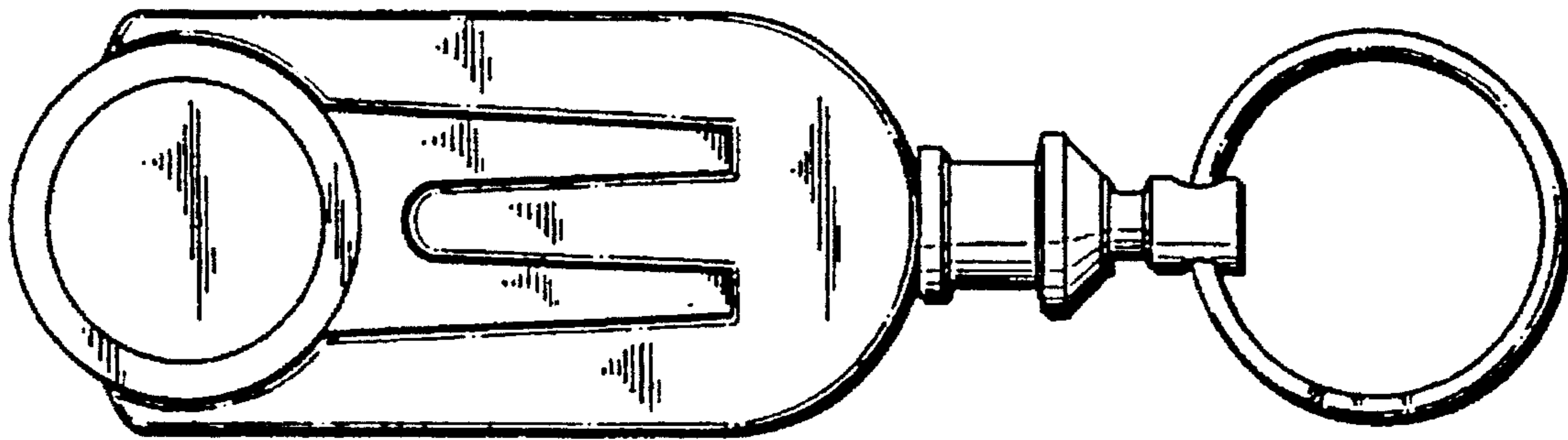


FIG. 1



FIG. 4



FIG. 3

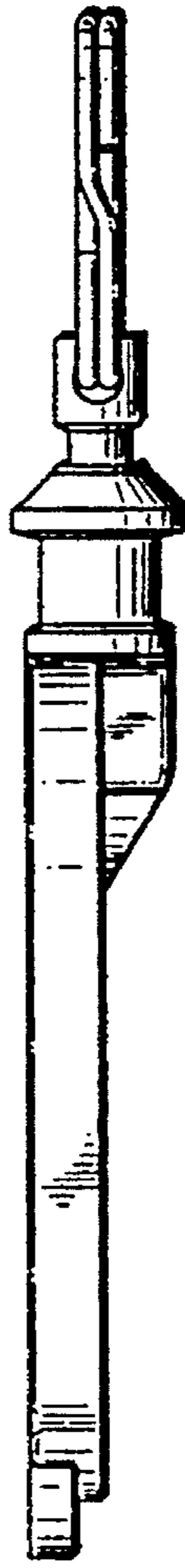


FIG. 2

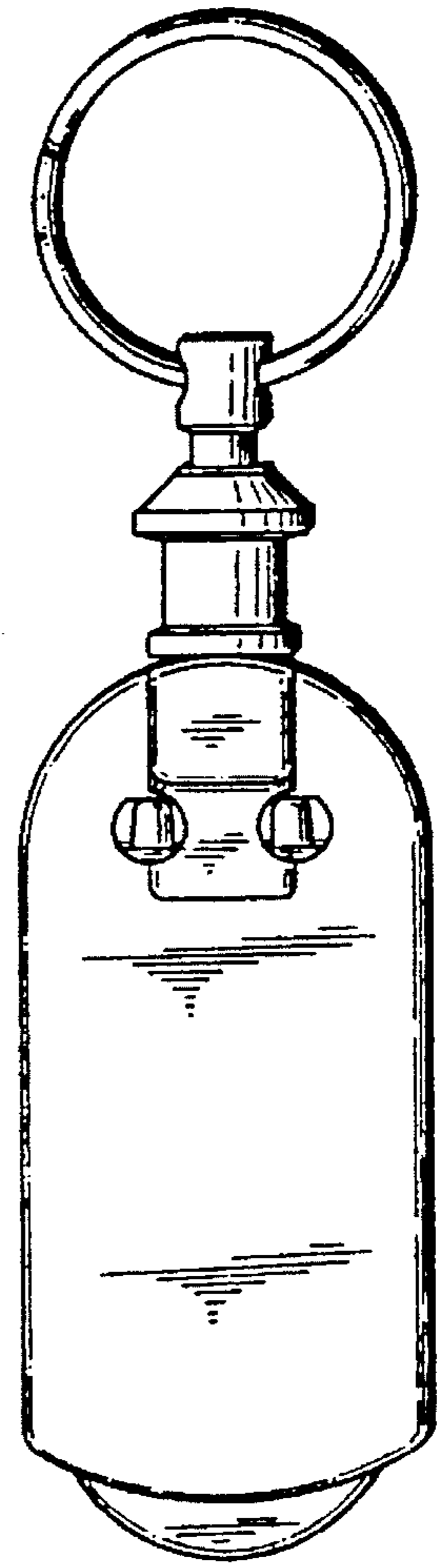


FIG. 5

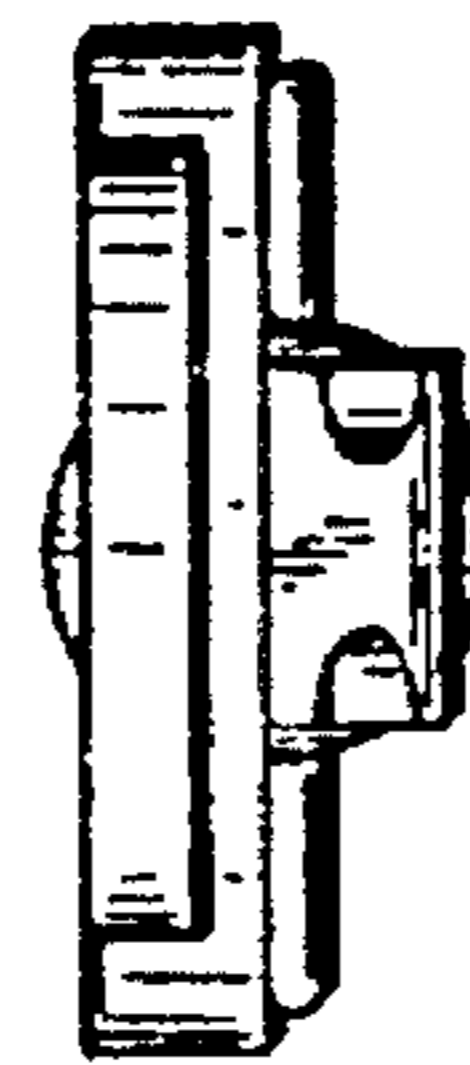


FIG. 6

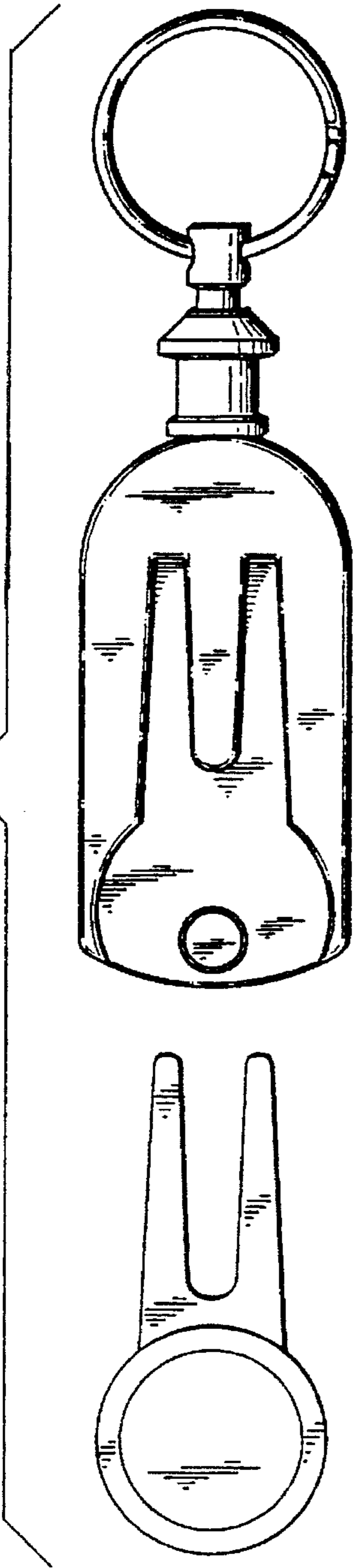


FIG. 10

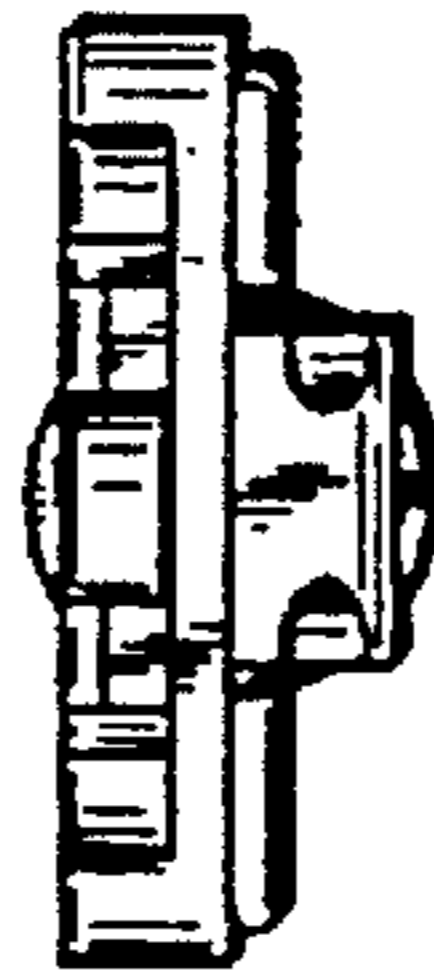


FIG. 8



FIG. 9



FIG. 7

