



US00D376631S

United States Patent [19]
Crampton

[11] **Patent Number: Des. 376,631**
[45] **Date of Patent: **Dec. 17, 1996**

[54] **ILLUMINATED GOLF SWING TRACKER**

[76] Inventor: **Brett S. Crampton**, 2509 Smith St.,
Augusta, Ga. 30904

[**] Term: **14 Years**

[21] Appl. No.: **24,764**

[22] Filed: **Jun. 21, 1994**

[52] **U.S. Cl.** **D21/214; D21/234**

[58] **Field of Search** **D21/214-221,**
D21/234; 273/167-175, 183.1, 186.1, 187.4

[56] **References Cited**

U.S. PATENT DOCUMENTS

- D. 339,396 9/1993 Roberto D21/234 X
- D. 349,544 8/1994 Snyder D21/217
- 3,070,373 12/1962 Mathews et al. D21/221 X
- 3,820,795 6/1974 Taylor 273/186

OTHER PUBLICATIONS

Golf Digest; Oct. 1987; p. 95; Driver, lower right of page.

Primary Examiner—Prabhakar G. Deshmukh

Assistant Examiner—Mitchell I. Siegel

Attorney, Agent, or Firm—Arthur A. Gardner

[57] **CLAIM**

The ornamental design for a illuminated golf swing tracker,
as shown and described.

DESCRIPTION

FIG. 1 is a perspective view of an illuminated golf swing
tracker showing my new design;

FIG. 2 is a left side view thereof;

FIG. 3 is a front view thereof;

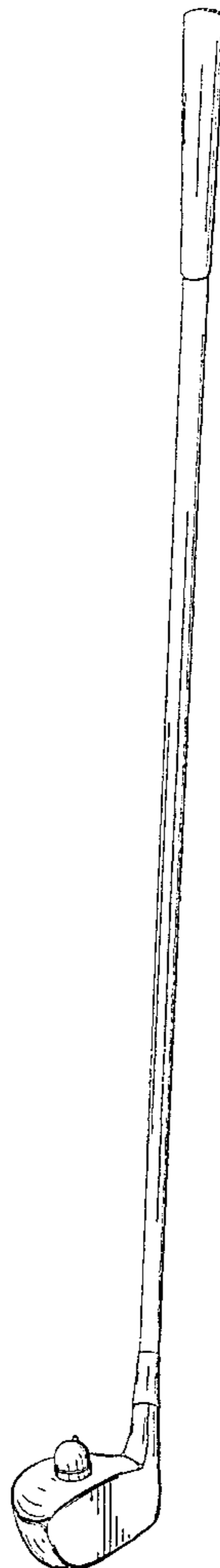
FIG. 4 is a right side view thereof;

FIG. 5 is a rear view thereof;

FIG. 6 is a top plan view thereof; and,

FIG. 7 is a bottom view thereof.

1 Claim, 2 Drawing Sheets



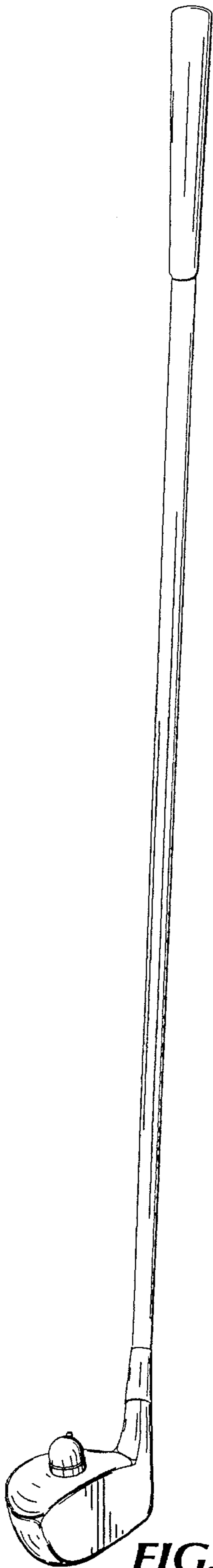


FIG. 1

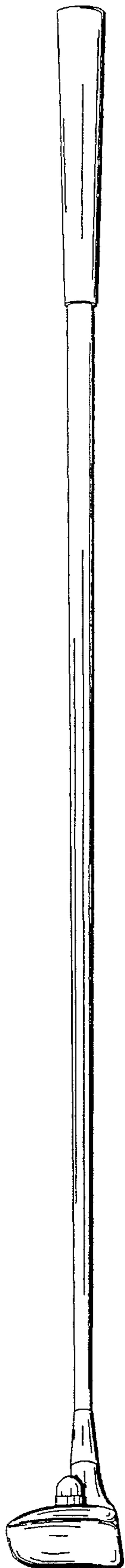


FIG. 2

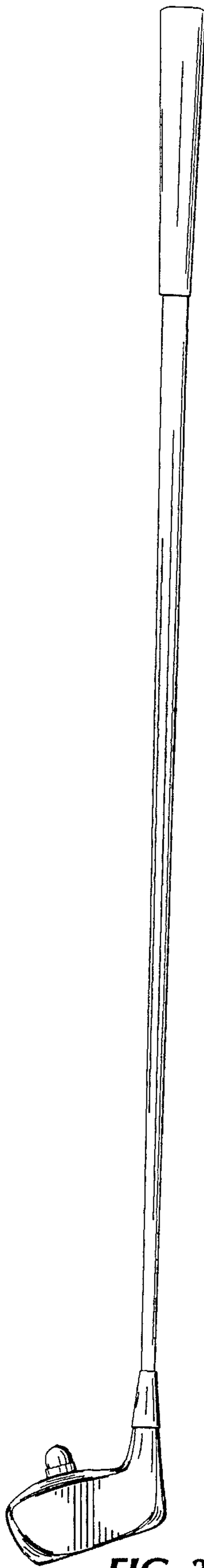


FIG. 3

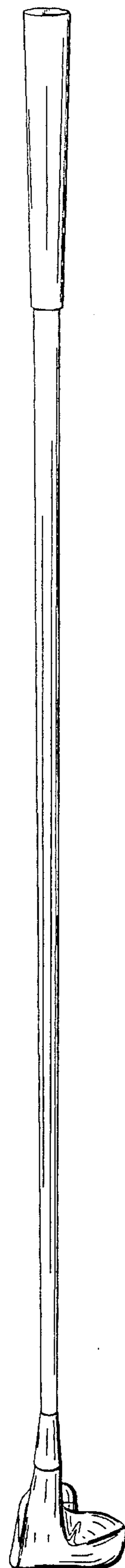


FIG. 4

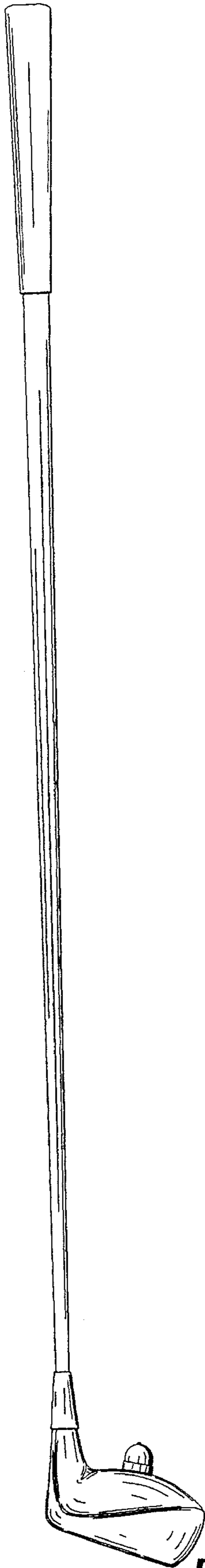


FIG. 5

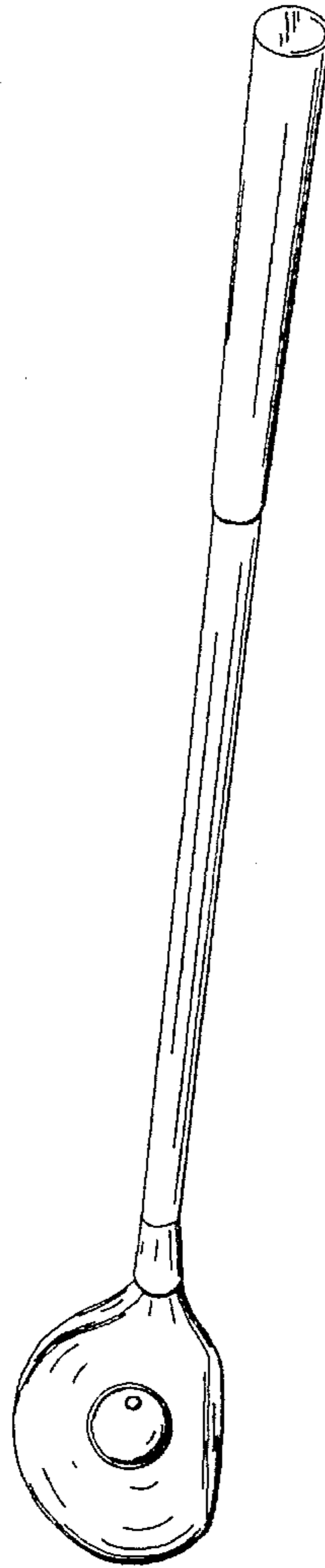


FIG. 6

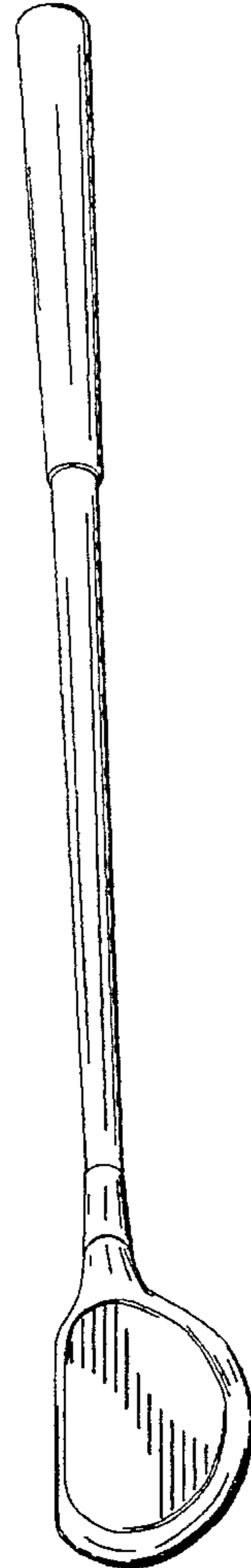


FIG. 7