



US00D376620S

# United States Patent [19]

Czapiewski

[11] Patent Number: **Des. 376,620**

[45] Date of Patent: **\*\*Dec. 17, 1996**

[54] **NOVELTY PAINT-FILLED SQUEEZE TUBE WITH APPLICATOR TIP**

[76] Inventor: **Ramona L. Czapiewski**, 108 NW 53rd St., Seattle, Wash. 98107

[\*\*] Term: **14 Years**

[21] Appl. No.: **51,893**

[22] Filed: **Mar. 19, 1996**

[52] U.S. Cl. .... **D19/42; D18/15; D9/310; D9/318; D19/46**

[58] **Field of Search** ..... D19/35, 36, 41-51, D19/53-58, 81-85; D9/310, 318; D18/15-17; 401/196, 199, 202, 261, 262; 101/405, 406, 368, 327

[56] **References Cited**

**U.S. PATENT DOCUMENTS**

- D. 237,909 12/1975 Apilado ..... D9/318
- D. 284,942 8/1986 Dinand ..... D9/542

- D. 334,399 3/1993 Ziegler ..... D18/15 X
- D. 343,864 2/1994 Rebong ..... D18/15 X
- 4,924,773 5/1990 Guilliam ..... 101/327
- 5,386,909 2/1995 Spector ..... D9/310 X
- 5,419,447 5/1995 Lim ..... D9/310 X

*Primary Examiner*—Martie Thompson

[57] **CLAIM**

The ornamental design for novelty paint-filled squeeze tube with applicator tip, as shown and described.

**DESCRIPTION**

FIG. 1 is a front elevational view of the novelty paint-filled squeeze tube with applicator tip showing my new design; FIG. 2 is a rear elevational view thereof; FIG. 3 is a left side elevational view; FIG. 4 is a right side elevational view in an exploded condition; FIG. 5 is a top plan view thereof; and, FIG. 6 is a bottom plan view thereof.

**1 Claim, 3 Drawing Sheets**

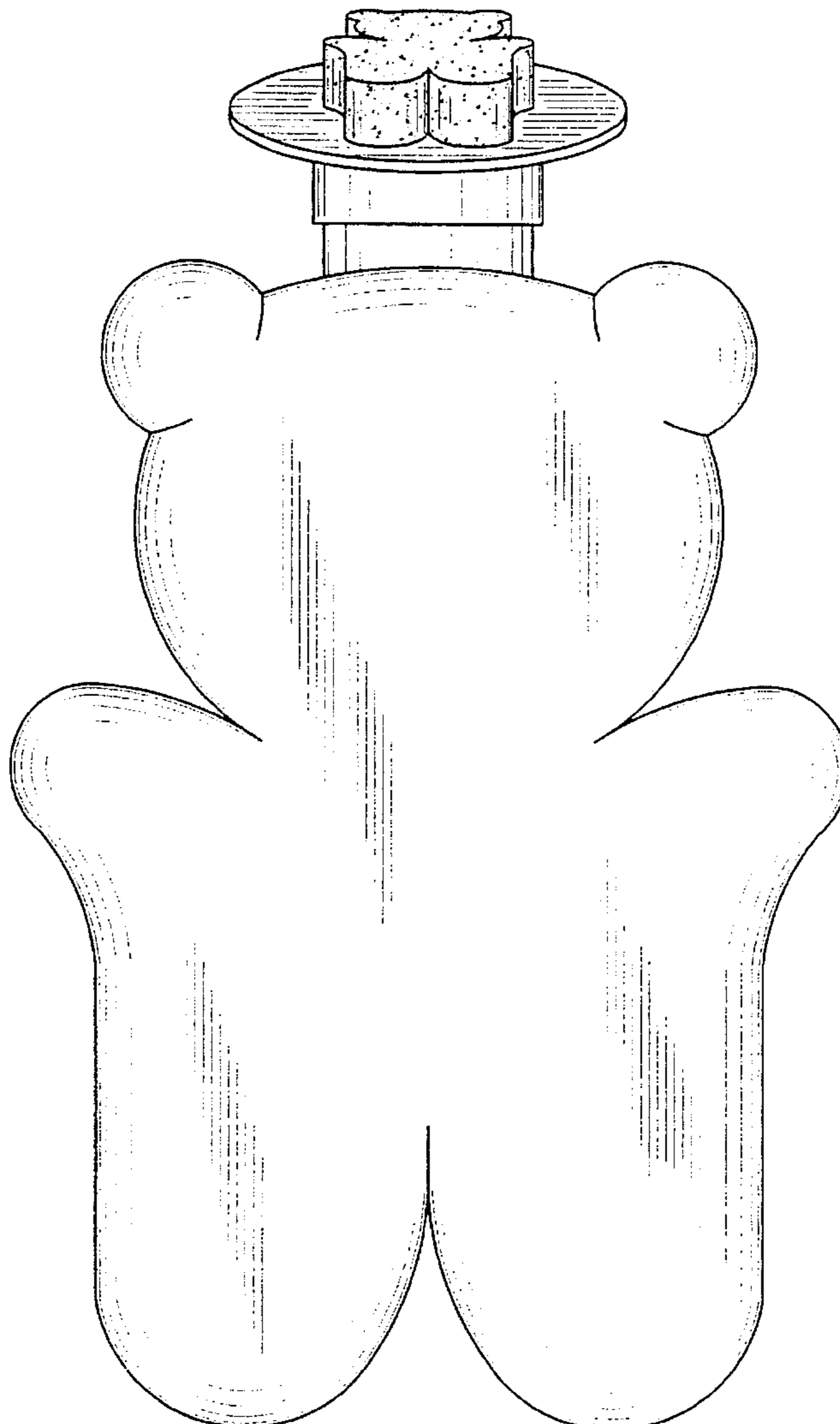


FIG. 1

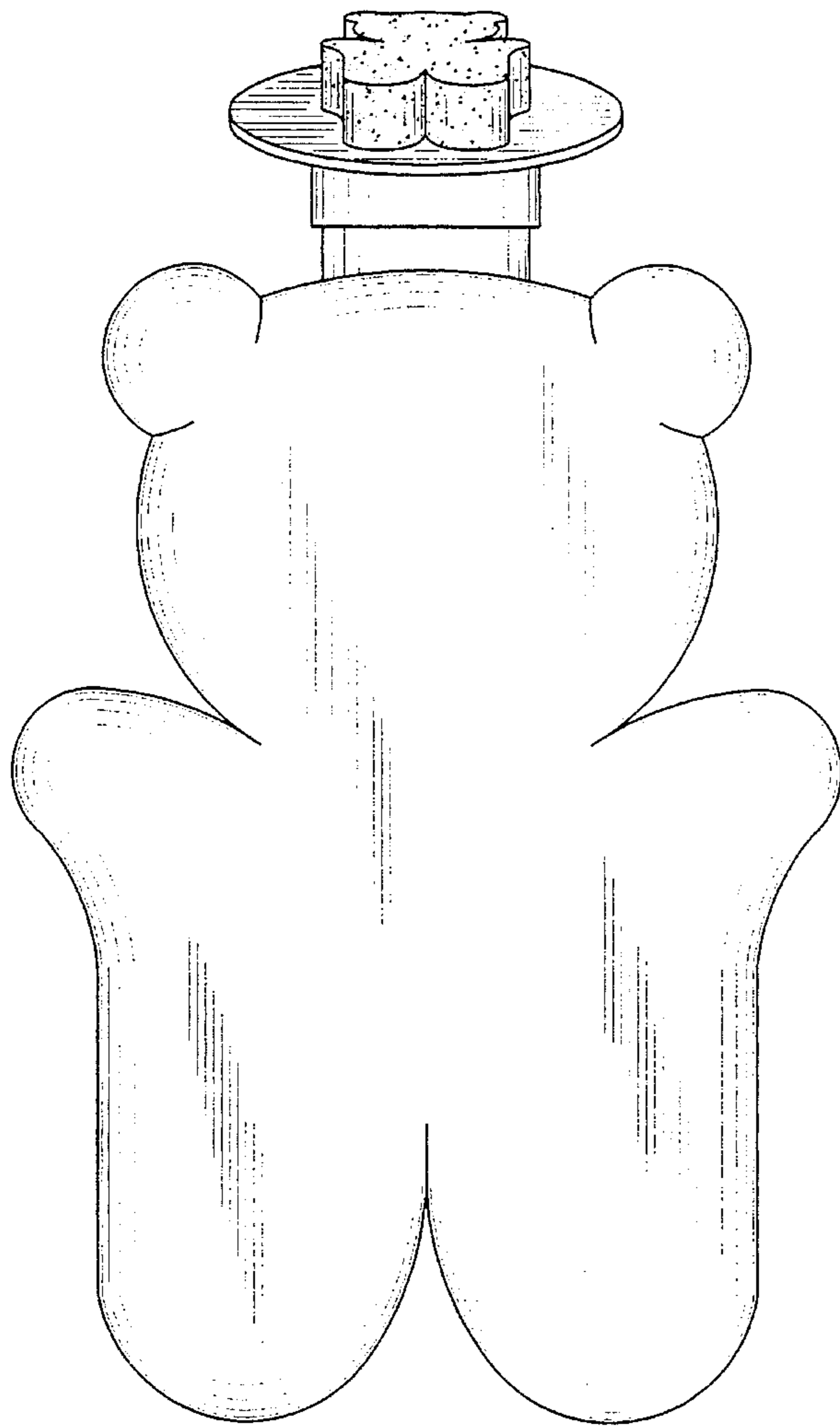


FIG. 2

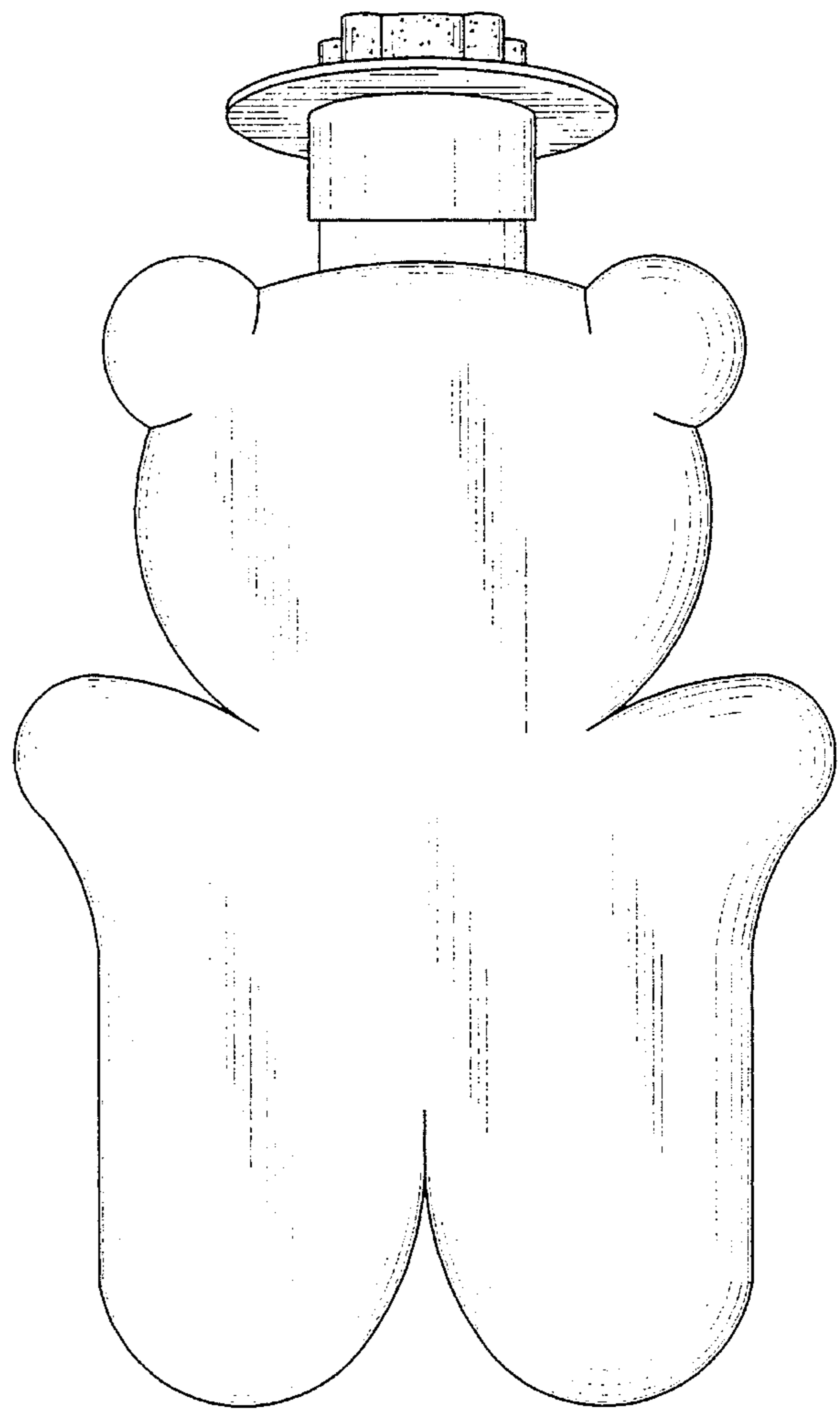


FIG. 3




FIG. 4




FIG. 5

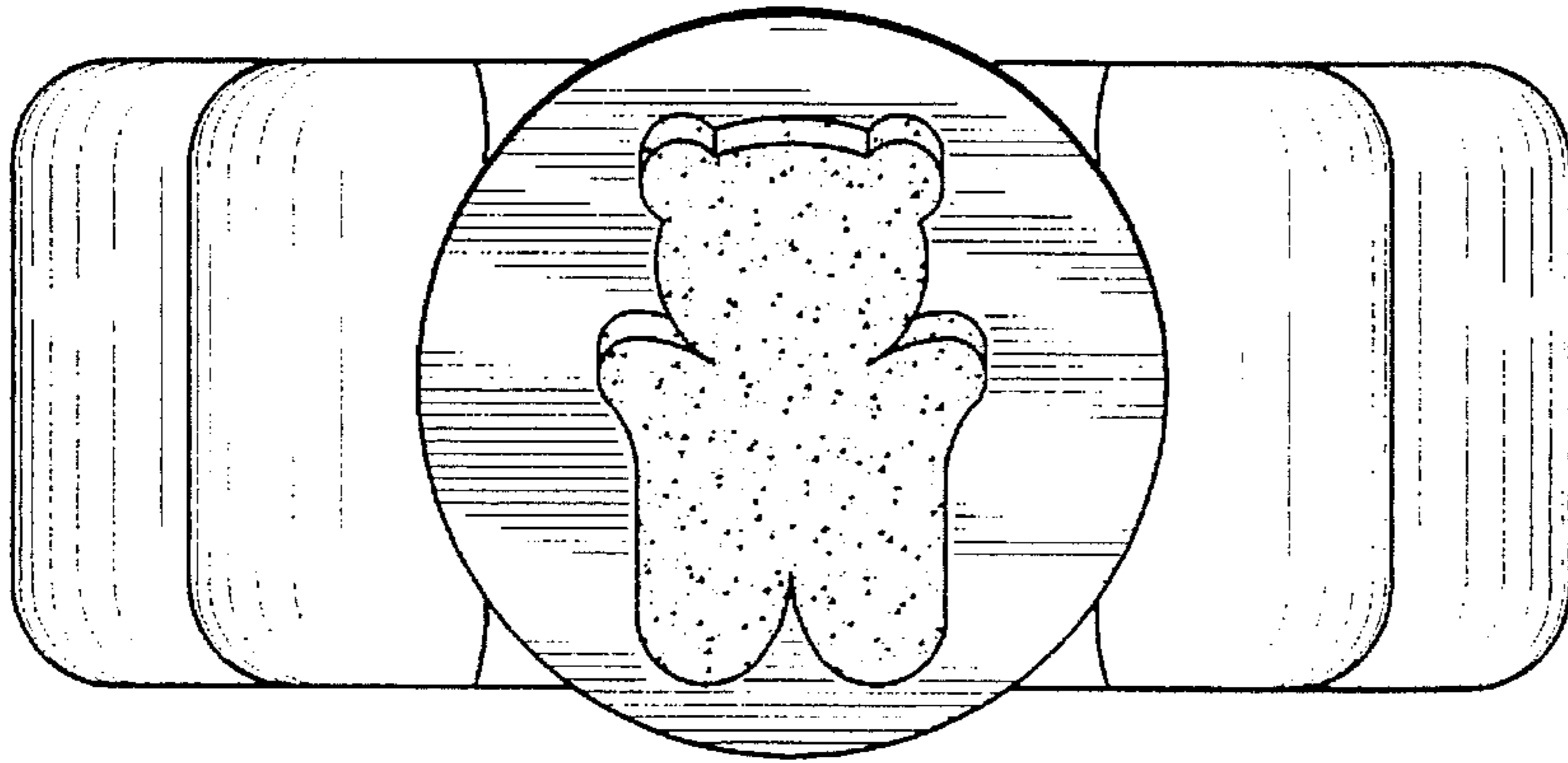


FIG. 6

