



US00D376619S

United States Patent [19]

[11] Patent Number: **Des. 376,619**

Chang

[45] Date of Patent: ****Dec. 17, 1996**

[54] **ORNAMENTAL PEN**

[76] Inventor: **Ben Chang**, 818 LaBellorita, S.
Pasadena, Calif. 91030

[**] Term: **14 Years**

[21] Appl. No.: **51,219**

[22] Filed: **Mar. 6, 1996**

[52] U.S. Cl. **D19/42; D19/46; D19/51**

[58] Field of Search **D19/35, 36, 41-51,
D19/54-58, 81-85; D21/204, 205; D29/15;
401/99, 100, 103, 195, 209, 88**

[56] **References Cited**

U.S. PATENT DOCUMENTS

D. 140,026	1/1945	Schladermundt et al.	D19/51
D. 151,989	12/1948	Hirsch	D19/51
D. 182,311	3/1958	Steinberg	D19/51
D. 222,597	11/1971	Feuer	D19/42
D. 277,331	1/1985	Clement	D29/15
D. 279,114	6/1985	Adell	D19/42
D. 352,736	11/1994	Covington et al.	D19/42
D. 365,364	12/1995	Tseng	D19/50
4,468,146	8/1984	Tabachnik	401/88

Primary Examiner—Martie Thompson
Attorney, Agent, or Firm—Hovey, Williams, Timmons & Collins

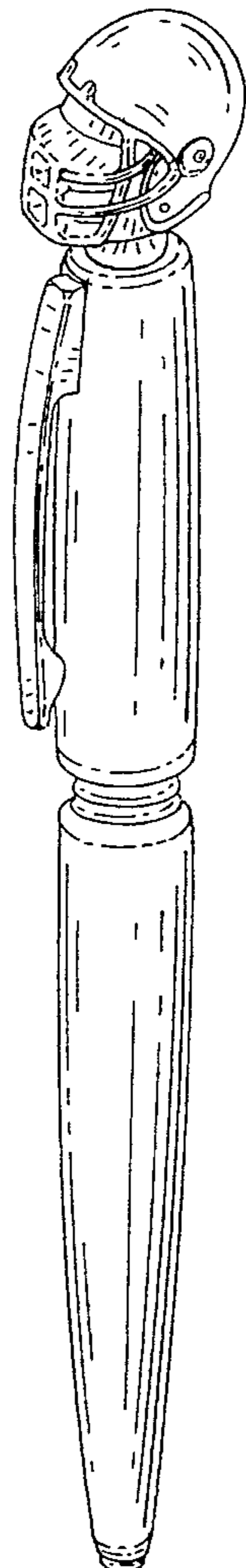
[57] **CLAIM**

The ornamental design for an ornamental pen, as shown and described.

DESCRIPTION

FIG. 1 is a front perspective view of an ornamental pen; FIG. 2 is a rear perspective view of the pen of FIG. 1; FIG. 3 is a side view of the pen of FIG. 1; FIG. 4 is a front view of the pen of FIG. 1; FIG. 5 is a rear view of the pen of FIG. 1; FIG. 6 is a plan view of the pen of FIG. 1; FIG. 7 is a bottom view of the pen of FIG. 1; FIG. 8 is a front perspective of an alternative configuration of the ornamental pen of FIG. 1; FIG. 9 is a rear perspective view of the pen of FIG. 8; FIG. 10 is a side view of the pen of FIG. 8; FIG. 11 is a front view of the pen of FIG. 8; FIG. 12 is a rear view of the pen of FIG. 8; FIG. 13 is a plan view of the pen of FIG. 8; and, FIG. 14 is a bottom view of the pen of FIG. 8.

1 Claim, 2 Drawing Sheets



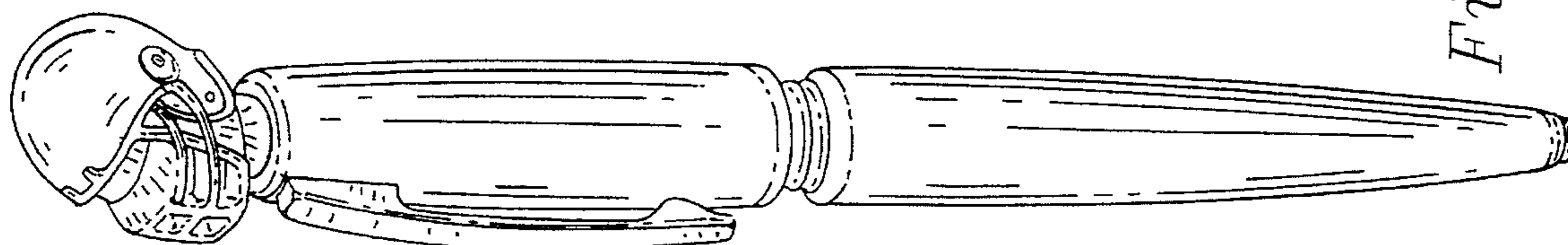


Fig. 1.

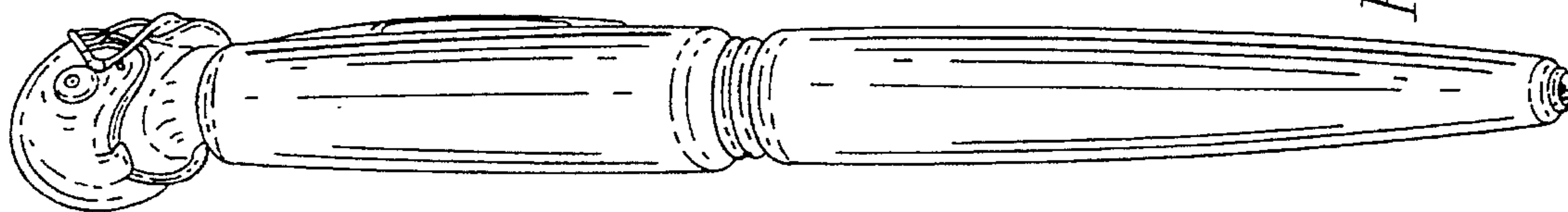


Fig. 2.

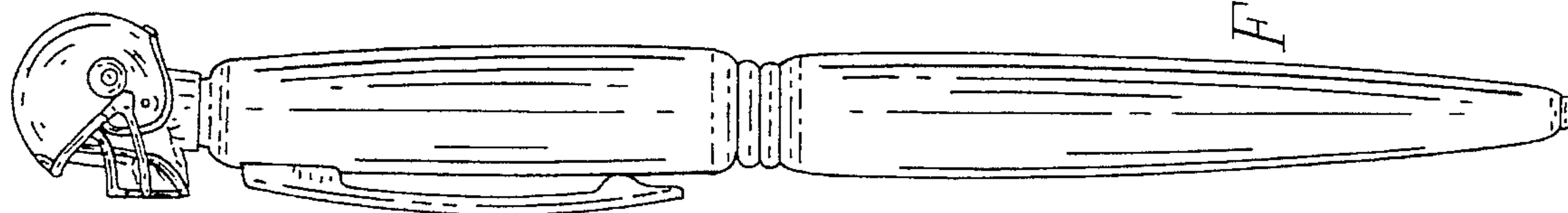


Fig. 3.

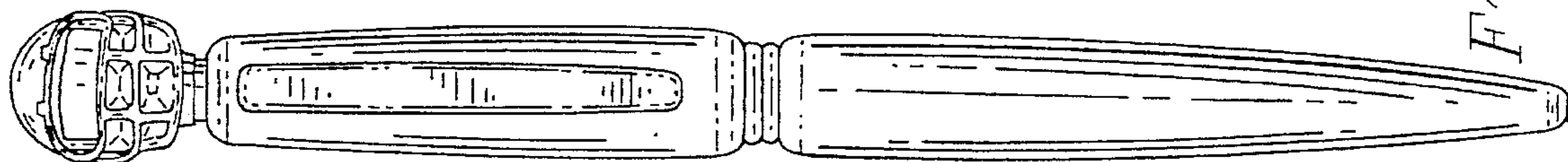


Fig. 4.

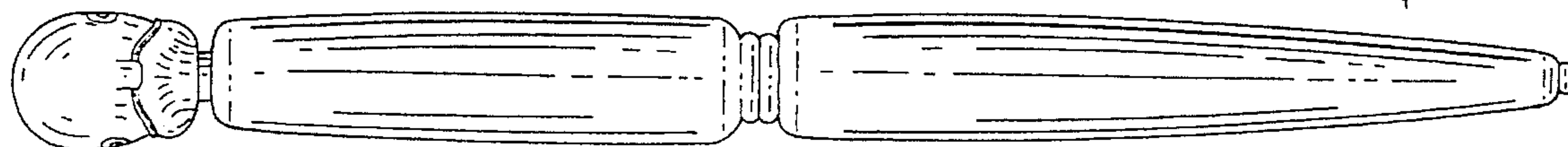


Fig. 5.



Fig. 7.



Fig. 6.

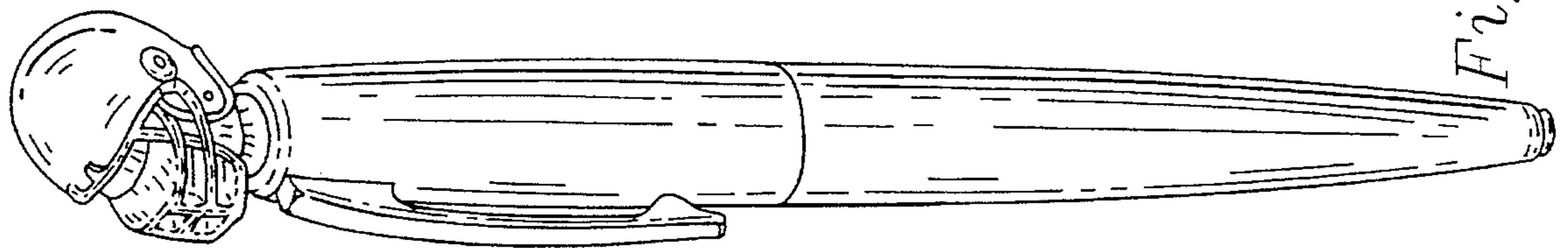


Fig. 8.

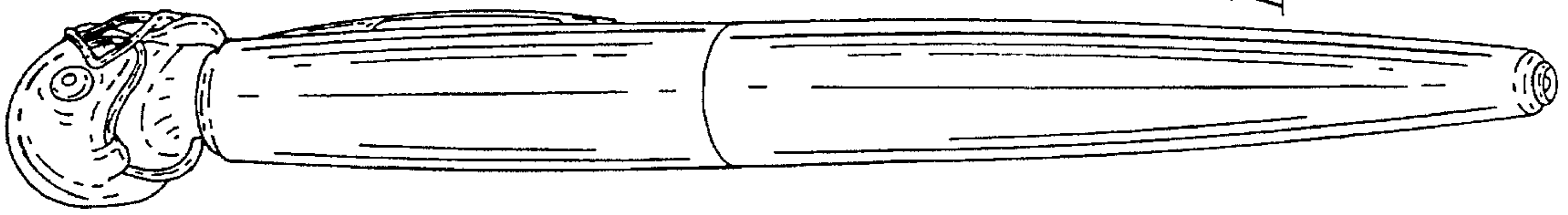


Fig. 9.

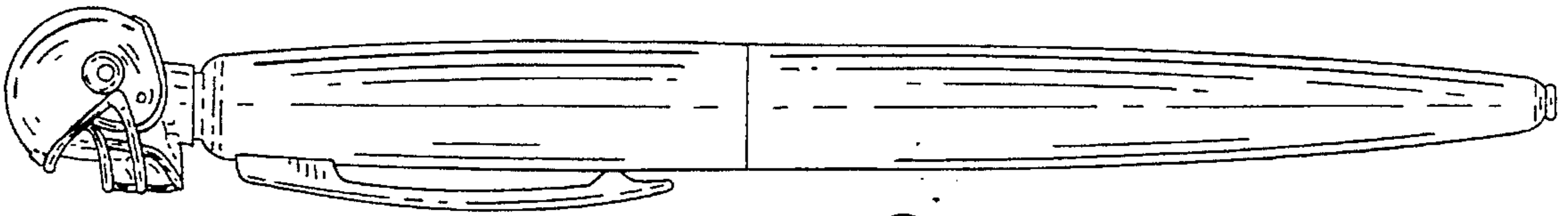


Fig. 10.

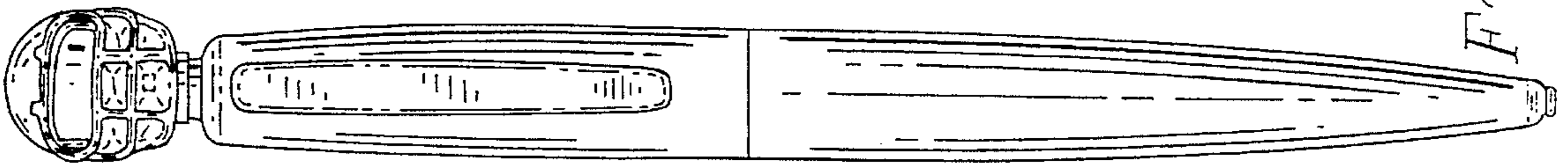


Fig. 11.



Fig. 12.

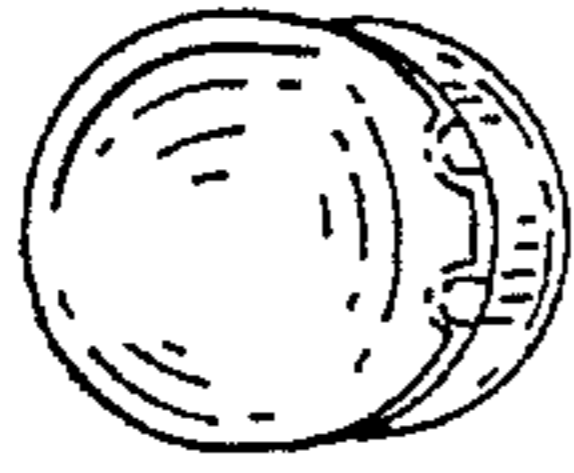


Fig. 13.

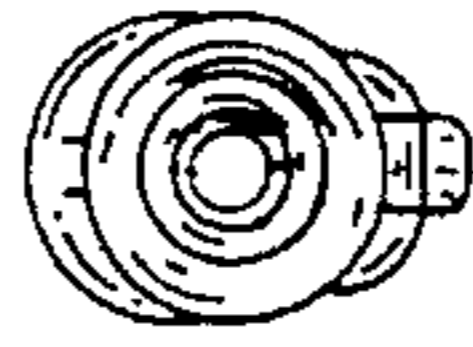


Fig. 14.