



US00D376594S

United States Patent [19]

Hogg et al.

[11] Patent Number: **Des. 376,594**

[45] Date of Patent: ****Dec. 17, 1996**

[54] **TELEPHONE HANDSET**

[75] Inventors: **William E. Hogg**, Dunwoody, Ga.;
Mark D. Dziarsk, Chicago, Ill.; **James C. Hand**, Glen Ellyn, Ill.; **Gary F. Prokop**, Wheaton, Ill.; **Bruce Odessky**, Buffalo Grove, Ill.

[73] Assignee: **GTE Airfone Incorporated**, Oak Brook, Ill.

[**] Term: **14 Years**

[21] Appl. No.: **46,490**

[22] Filed: **Nov. 16, 1995**

[52] U.S. Cl. **D14/148; D14/138**

[58] Field of Search D14/137, 138,
D14/147, 148, 140, 142, 150, 151, 149,
248, 240, 146; 379/419, 420, 428, 440,
433, 454, 58-61, 63, 455, 438; 455/89,
90

[56] **References Cited**

U.S. PATENT DOCUMENTS

D. 340,452	10/1993	Skowronski	D14/148
D. 344,943	3/1994	Kajitl et al.	D14/138
D. 352,029	11/1994	Cowan	D14/148 X
D. 356,560	3/1995	Kornfeld et al.	D14/148 X
D. 361,330	8/1995	Solomita et al.	D14/148 X
D. 361,567	8/1995	Keung	D14/138
D. 361,568	8/1995	Kepley, III et al.	D14/148
D. 362,252	9/1995	Ansell et al.	D14/144
D. 364,620	11/1995	Prior et al.	D14/147
D. 366,482	1/1996	Shields, Jr.	D14/146
4,811,387	3/1989	Hollewed et al.	.	
4,881,254	11/1989	Hollewed et al.	.	

4,965,824	10/1990	Hollowed et al.	.
4,977,592	12/1990	Hollowed et al.	.
5,109,412	4/1992	Hollowed et al.	.
5,128,993	7/1992	Skowronski	.
5,155,766	10/1992	Skowronski	.
5,157,722	10/1992	Hollowed et al.	.
5,410,597	4/1995	Kepley, III et al.	.

OTHER PUBLICATIONS

GenStar™ Brochure, GTE Airfone Incorporated, Oak Brook, Illinois No Date.
GTE Airfone Fact Sheet, GTE Airfone Incorporated, Oak Brook, Illinois No Date.
Hardware, GTE Airfone Incorporated, Oak Brook, Illinois No Date.
Copy of Photograph of In-Flight Telephone, GTE Airfone Incorporated, Oak Brook, Illinois No Date.

Primary Examiner—Jeffrey Asch
Attorney, Agent, or Firm—Arnold, White & Durkee

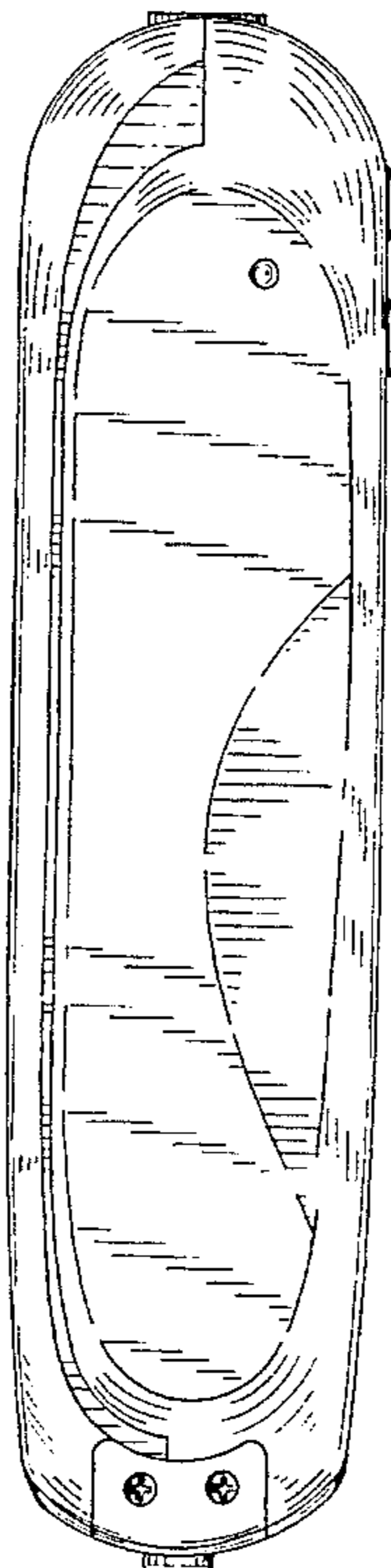
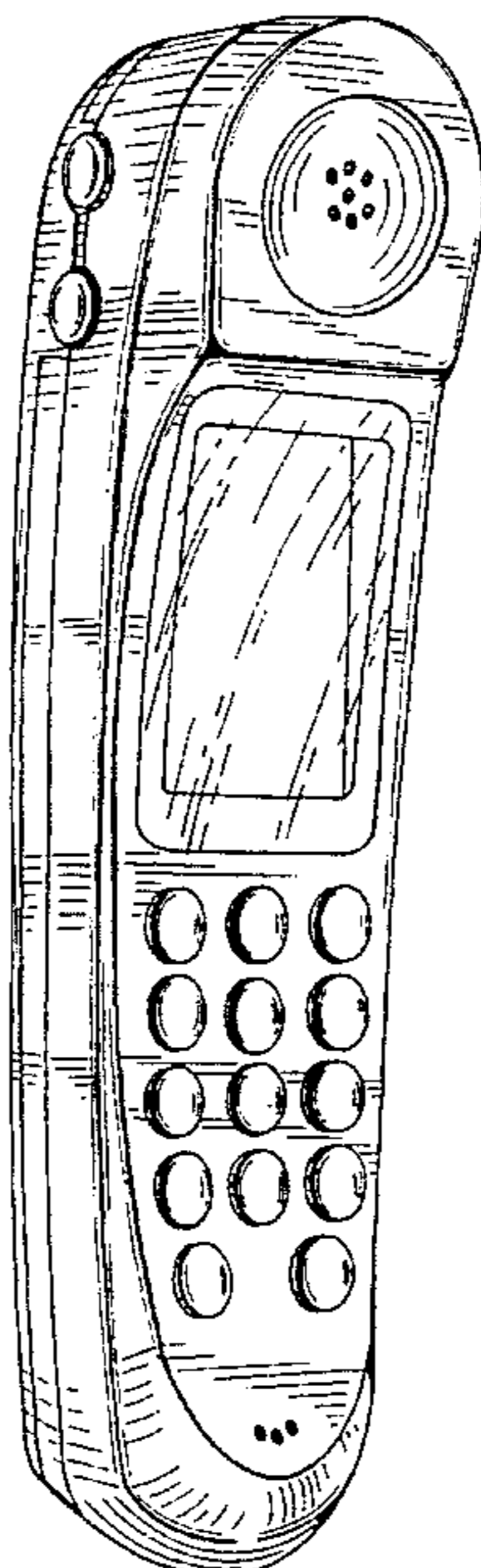
[57] **CLAIM**

The ornamental design for a telephone handset, as shown and described.

DESCRIPTION

FIG. 1 is a perspective view of a telephone handset showing our new design;
FIG. 2 is a front elevational view thereof;
FIG. 3 is a bottom plan view thereof;
FIG. 4 is a top plan view thereof;
FIG. 5 is a right side elevational view thereof;
FIG. 6 is a left side elevational view thereof; and,
FIG. 7 is back elevational view thereof.

1 Claim, 2 Drawing Sheets



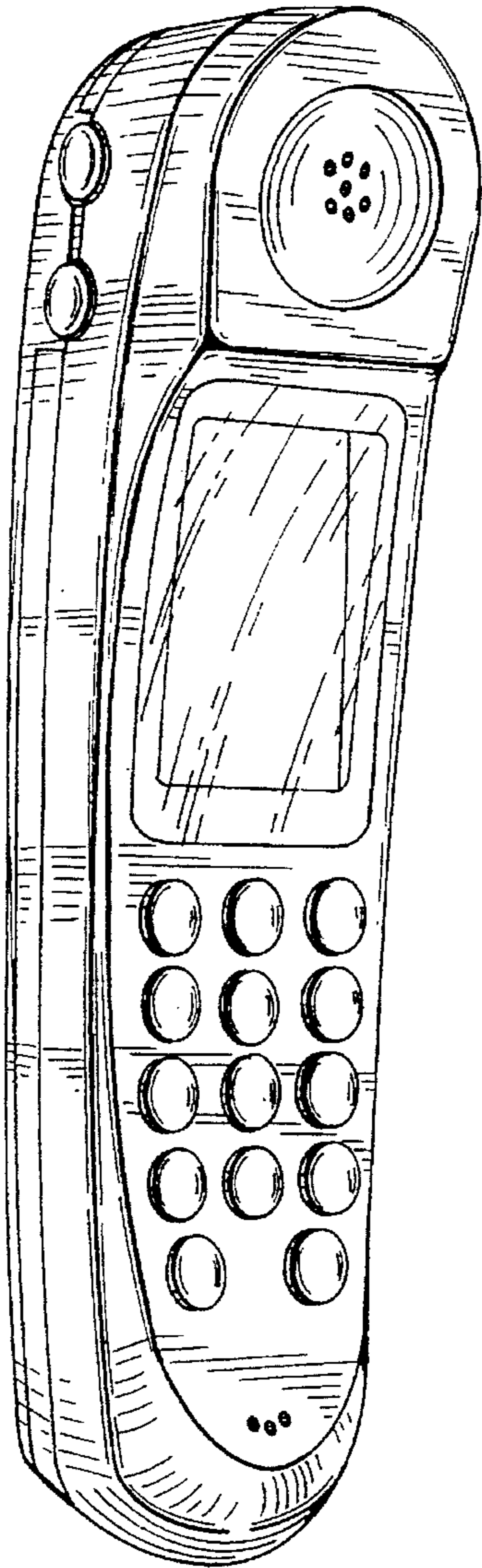


FIG. 1

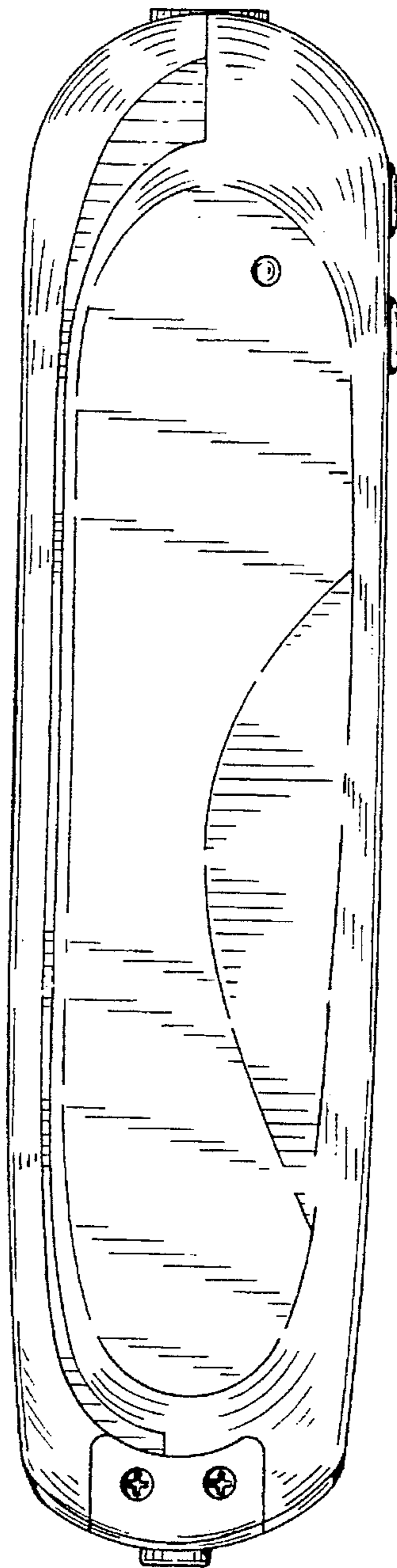


FIG. 7

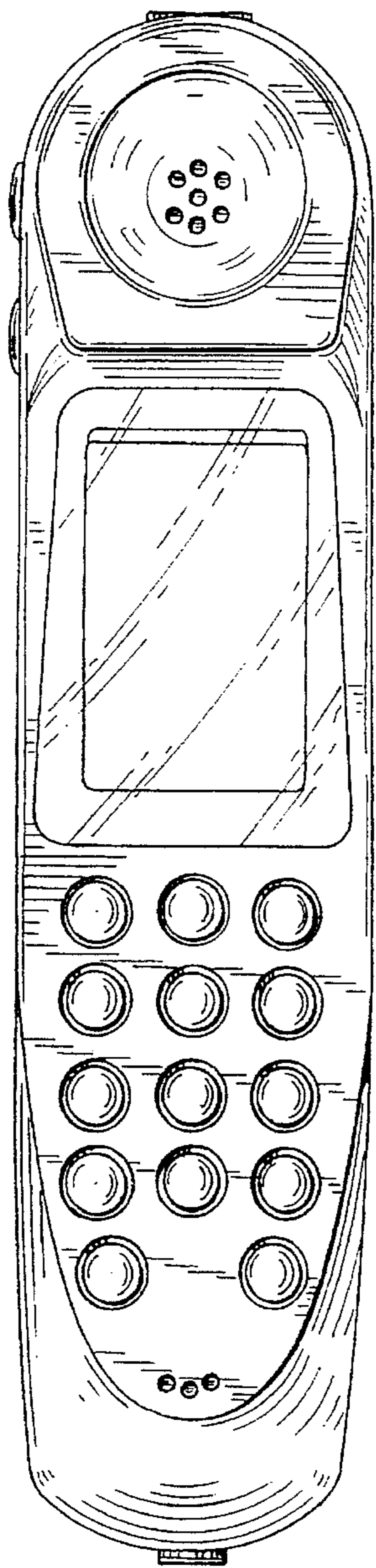


FIG. 2

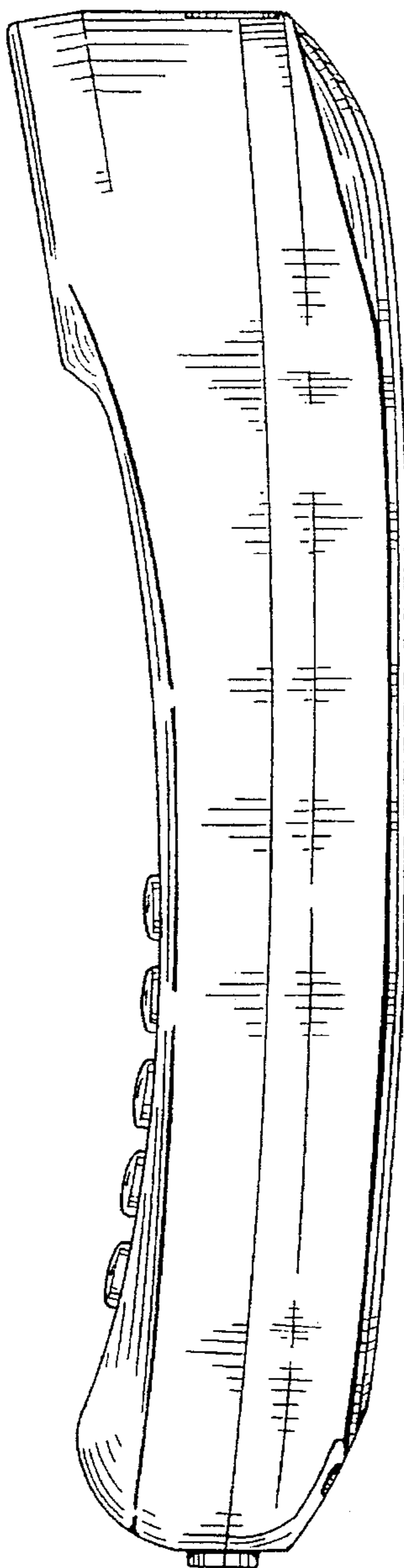


FIG. 5

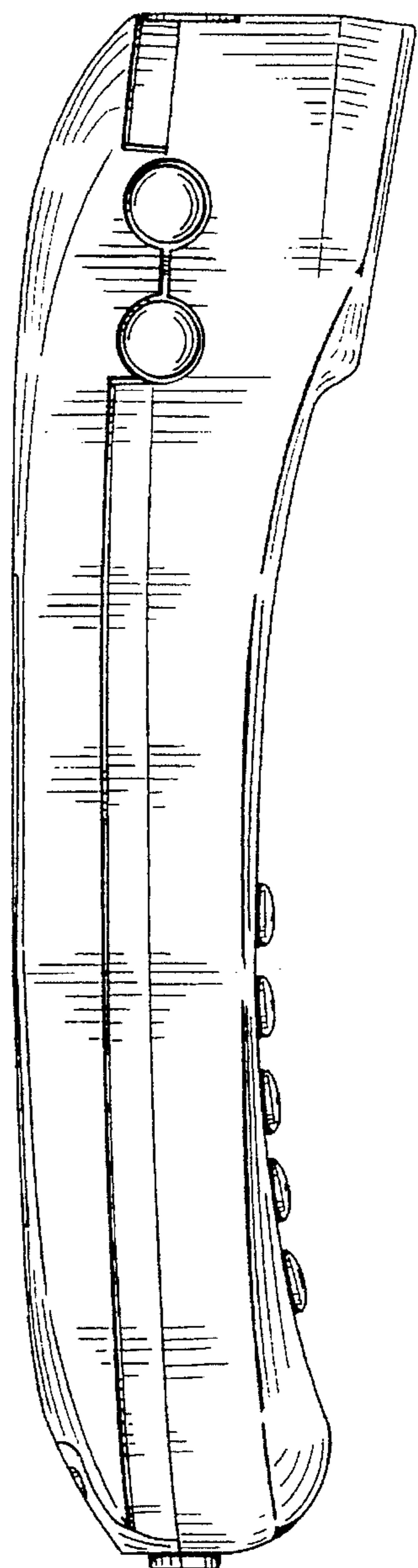


FIG. 6

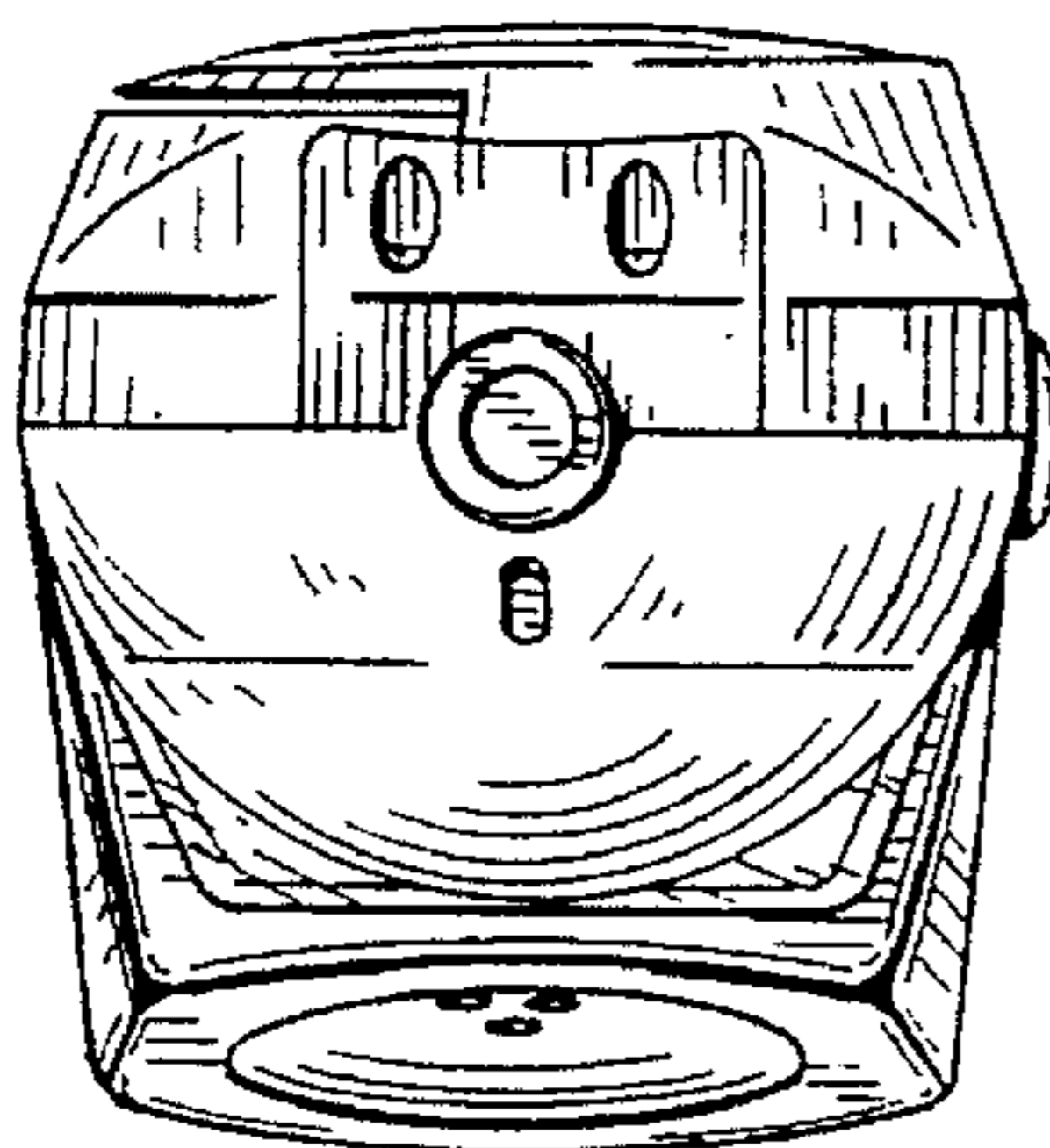


FIG. 3

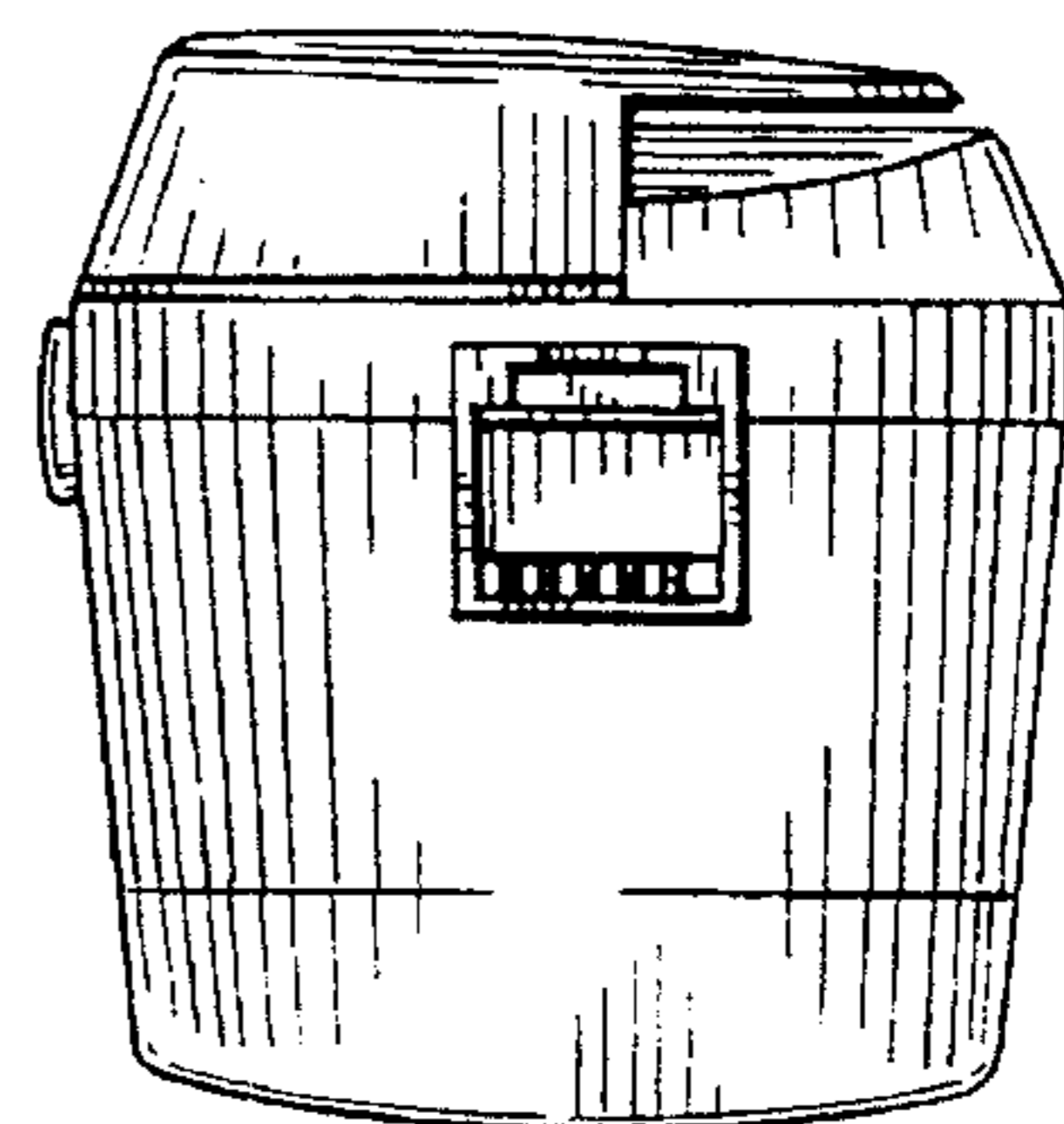


FIG. 4