



US00D376563S

United States Patent [19]

[11] Patent Number: **Des. 376,563**

Sacco et al.

[45] Date of Patent: ****Dec. 17, 1996**

[54] **MOTOR VEHICLE BODY**

[75] Inventors: **Bruno Sacco**, Sindelfingen; **Peter Pfeiffer**, Boeblingen; **Josef Gallitzendoerfer**, Sindelfingen; **Karlheinz Bauer**, Rottenburg, all of Germany

[73] Assignee: **Mercedes-Benz AG**, Stuttgart, Germany

[**] Term: **14 Years**

[21] Appl. No.: **49,183**

[22] Filed: **Jan. 19, 1996**

[52] U.S. Cl. **D12/91**

[58] Field of Search D12/90-92; 296/183-185

[56] **References Cited**

U.S. PATENT DOCUMENTS

- D. 249,255 9/1978 Scherenberg et al. D12/91
- D. 287,235 12/1986 Breitschwerdt et al. D12/91
- D. 367,441 2/1996 Taylor et al. D12/91

Primary Examiner—Melody N. Brown
Attorney, Agent, or Firm—Evenson, McKeown, Edwards & Lenahan, P.L.L.C.

[57] **CLAIM**

The ornamental design for a motor vehicle body, as shown and described.

DESCRIPTION

FIG. 1 is a front view of a motor vehicle according to our novel design;

FIG. 2 is a rear view of a motor vehicle according to our novel design;

FIG. 3 is a left side view of a motor vehicle according to our novel design;


FIG. 4 is a right side view of a motor vehicle according to our novel design;

FIG. 5 is a left-front perspective view of a motor vehicle according to our novel design;

FIG. 6 is a left-rear perspective view of a motor vehicle according to our novel design; and,

FIG. 7 is a top view of a motor vehicle according to our novel design.

1 Claim, 5 Drawing Sheets






FIG. 1




FIG. 2

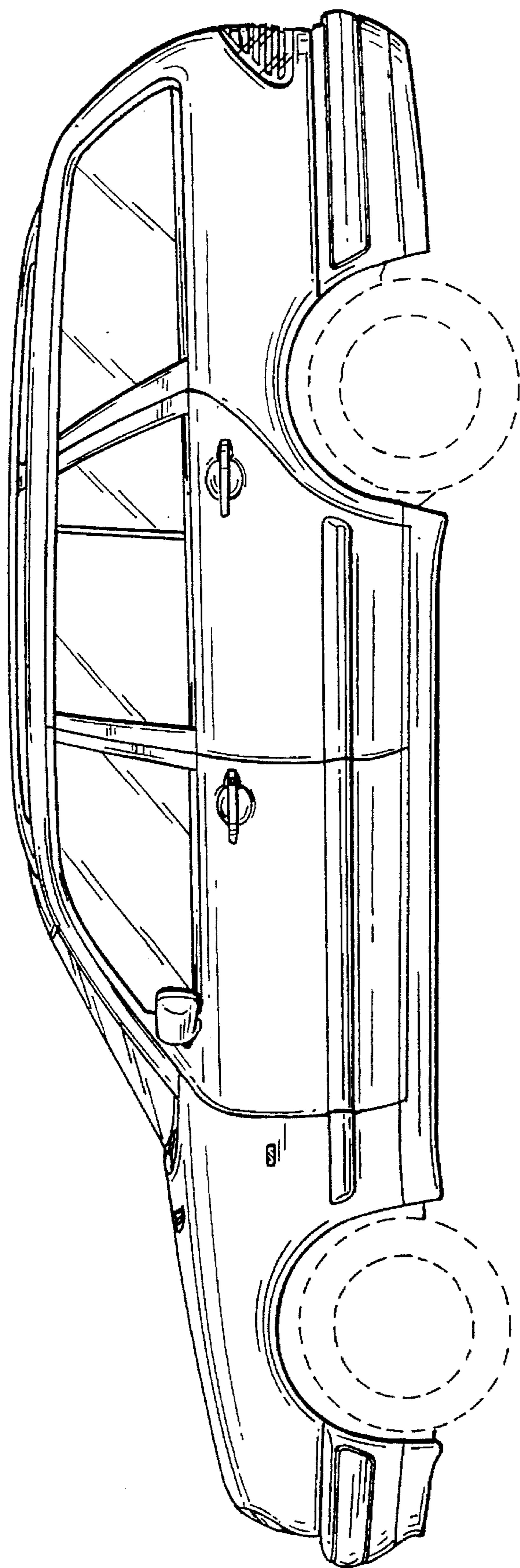


FIG. 3




FIG. 4




FIG. 5




FIG. 6

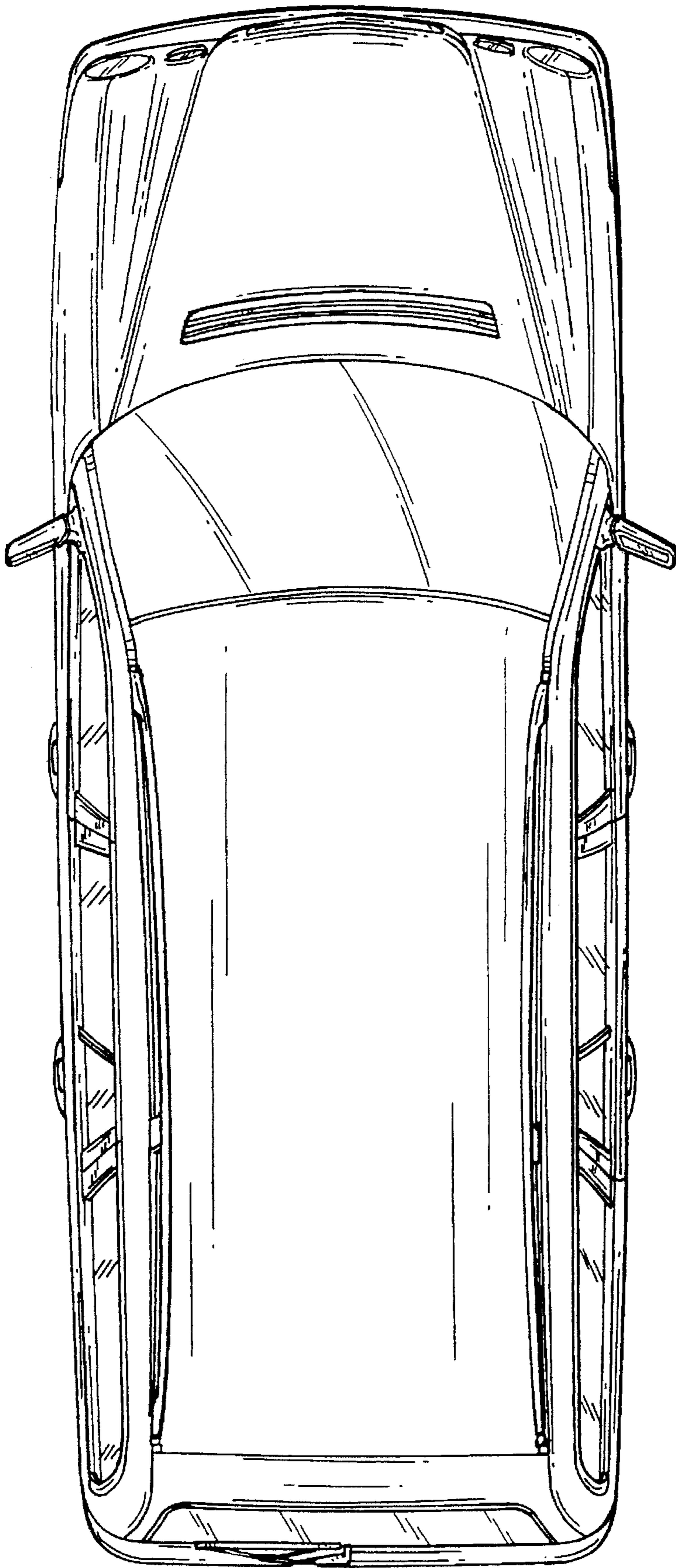


FIG. 7