



US00D376557S

United States Patent [19]

[11] Patent Number: **Des. 376,557**

Mottl

[45] Date of Patent: ****Dec. 17, 1996**

[54] **JEWELRY RING**

[57] **CLAIM**

[76] Inventor: **Tamra Mottl**, P.O. Box 1351,
Providence, R.I. 02901

The ornamental design for a jewelry ring, as shown and described.

[**] Term: **14 Years**

DESCRIPTION

[21] Appl. No.: **28,392**

FIG. 1 is a top view of a ring showing my new design;

[22] Filed: **Sep. 14, 1994**

FIG. 2 is a bottom view thereof;

[52] U.S. Cl. **D11/37**

FIG. 3 is a top and side perspective view thereof;

[58] Field of Search D11/1-3, 26-39;
63/1.1, 2, 3, 15

FIG. 4 is a bottom and side perspective view thereof;

FIG. 5 is a front view thereof;

FIG. 6 is a rear view thereof;

[56] References Cited

FIG. 7 is a side and top perspective view of a second embodiment of my ring design;

U.S. PATENT DOCUMENTS

FIG. 8 is a top view thereof;

D. 76,209 8/1928 Stewart D11/37
D. 299,912 2/1989 Goldman et al. D11/38

FIG. 9 is a front view thereof;

FIG. 10 is a bottom view thereof;

FOREIGN PATENT DOCUMENTS

2226131 11/1974 France 63/3

FIG. 11 is a rear view thereof;

FIG. 12 is a top and side perspective view thereof;

OTHER PUBLICATIONS

Rhode Island School of Design Logo/Seal, black lettering
(admitted prior art).

FIG. 13 is a top view of a third embodiment of a ring showing my new design;

Rhode Island School of Design Logo/Seal white lettering
(admitted prior art).

FIG. 14 is a bottom view thereof;

FIG. 15 is a top and side perspective view thereof;

FIG. 16 is a bottom and side perspective view thereof;


FIG. 17 is a front view thereof; and,

FIG. 18 is a rear view thereof.

Primary Examiner—Ralf Seifert

Attorney, Agent, or Firm—Saidman DesignLaw Group

1 Claim, 6 Drawing Sheets






FIG. 1

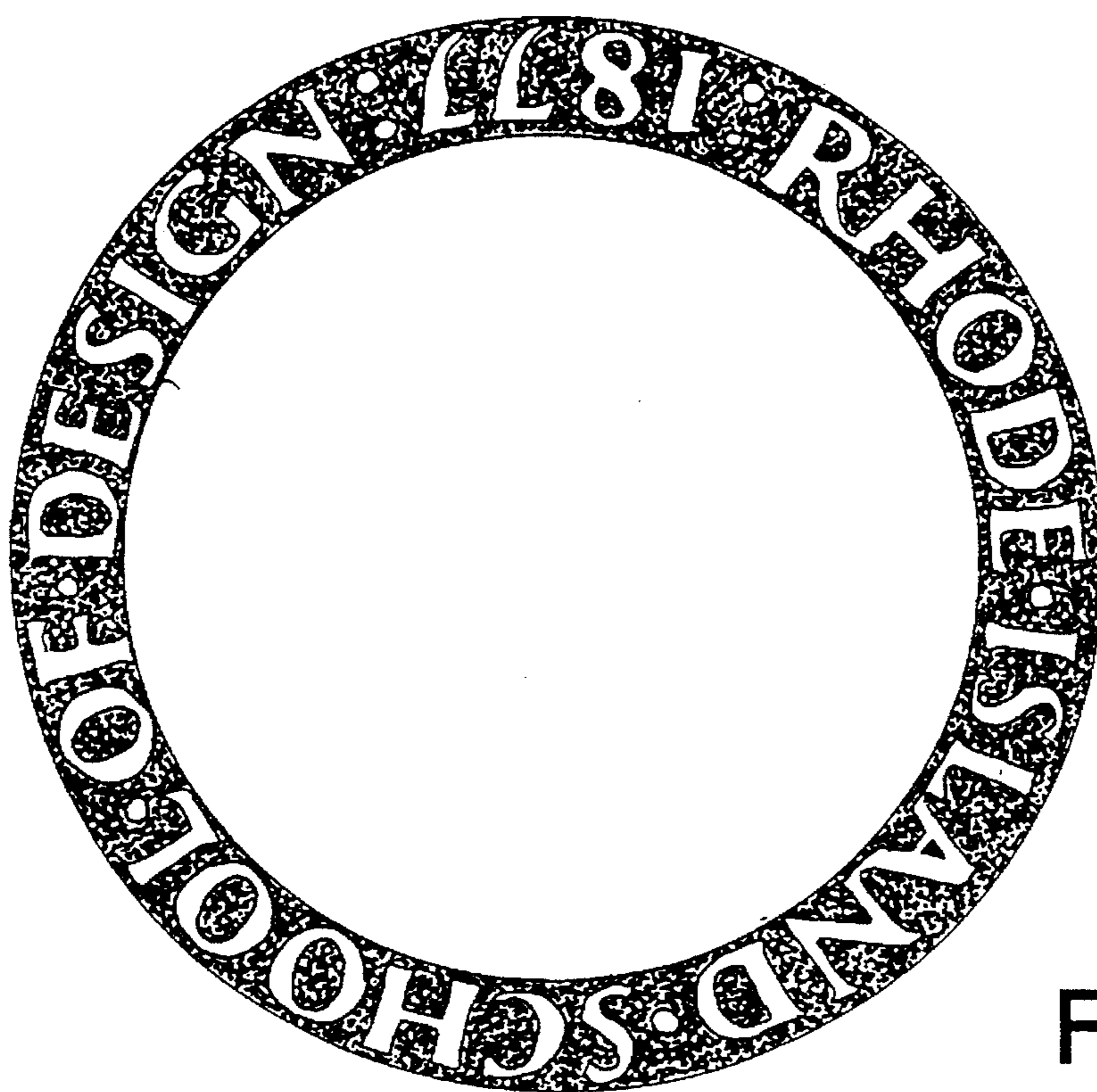


FIG. 2




FIG. 3

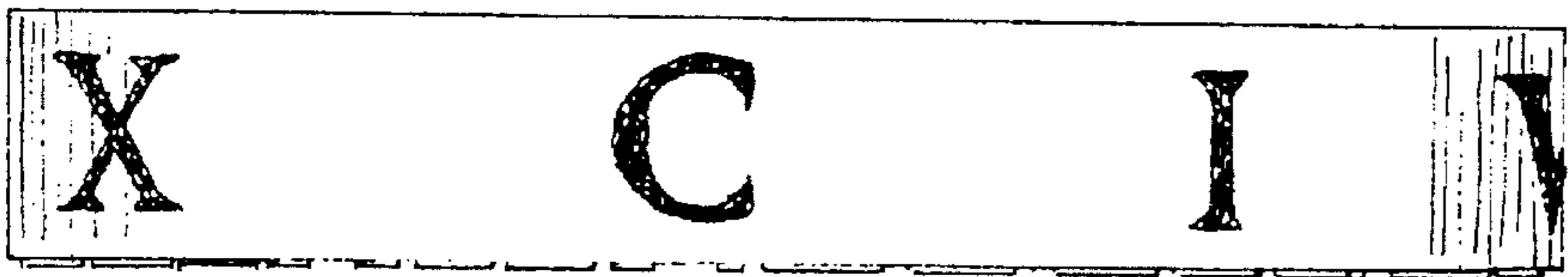


FIG. 5




FIG. 6




FIG. 4




FIG. 7




FIG. 9




FIG. 8




FIG. 12




FIG. 11



FIG. 10



FIG. 13




FIG. 14




FIG. 15




FIG. 17




FIG. 18




FIG. 16