



US00D376556S

United States Patent [19]

[11] Patent Number: **Des. 376,556**

Indorf

[45] Date of Patent: ****Dec. 17, 1996**

[54] RING

1,972,128 9/1934 Bobbroff 63/15
2,859,971 11/1958 Grant et al. 63/15.4

[76] Inventor: **Peter Indorf**, 44 Spruce St., Northford, Conn. 06472

Primary Examiner—Ralf Seifert
Attorney, Agent, or Firm—Bachman & LaPointe, P.C.

[**] Term: **14 Years**

[57] **CLAIM**

[21] Appl. No.: **41,209**

The ornamental design for a ring as shown and described.

[22] Filed: **Jul. 10, 1995**

DESCRIPTION

[52] U.S. Cl. **D11/29**

[58] Field of Search D11/1-4, 26-39;
63/1.1-3, 15-15.8, 26, 27, 28, 29.1, 31

FIG. 1 is a top elevation view of a ring embodying the design of the present invention;

FIG. 2 is a front elevation view of the ring of FIG. 1;

FIG. 3 is a right side elevation view of the ring of FIG. 1;

FIG. 4 is a left side elevation view of the ring of FIG. 1;

FIG. 5 is a bottom elevation view of the ring of FIG. 1; and,

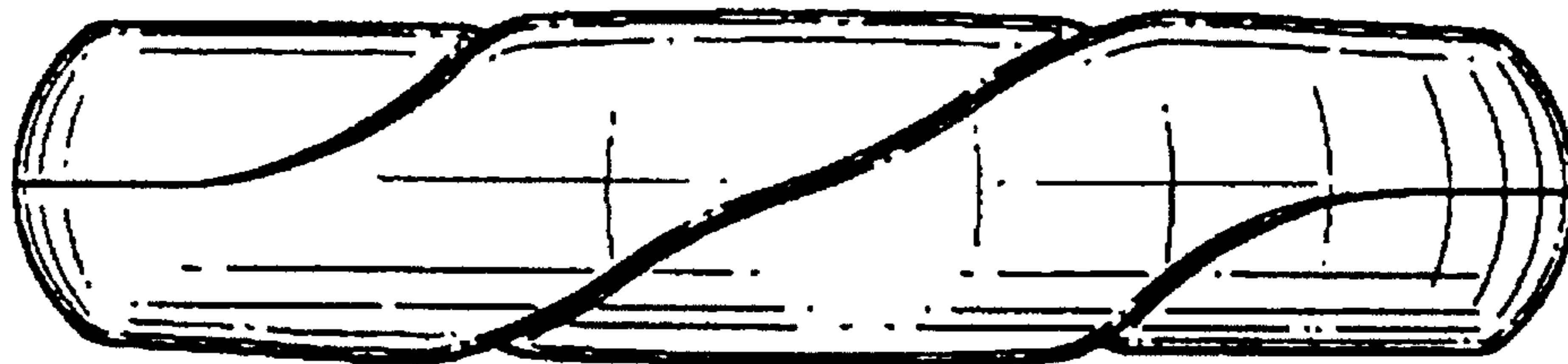
FIG. 6 is a perspective view shown in an uncoupled position.

[56] **References Cited**

U.S. PATENT DOCUMENTS

D. 343,590	1/1994	Dubs	D11/29
367,896	8/1887	Davidson	63/15.3
894,803	2/1911	Dinuccio	63/15.3

1 Claim, 2 Drawing Sheets



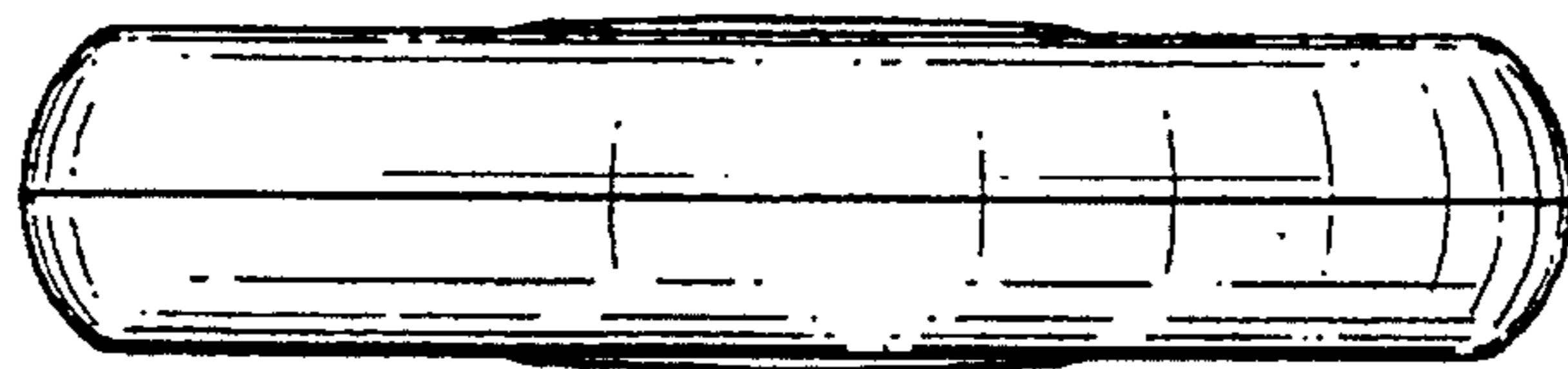


FIG-5

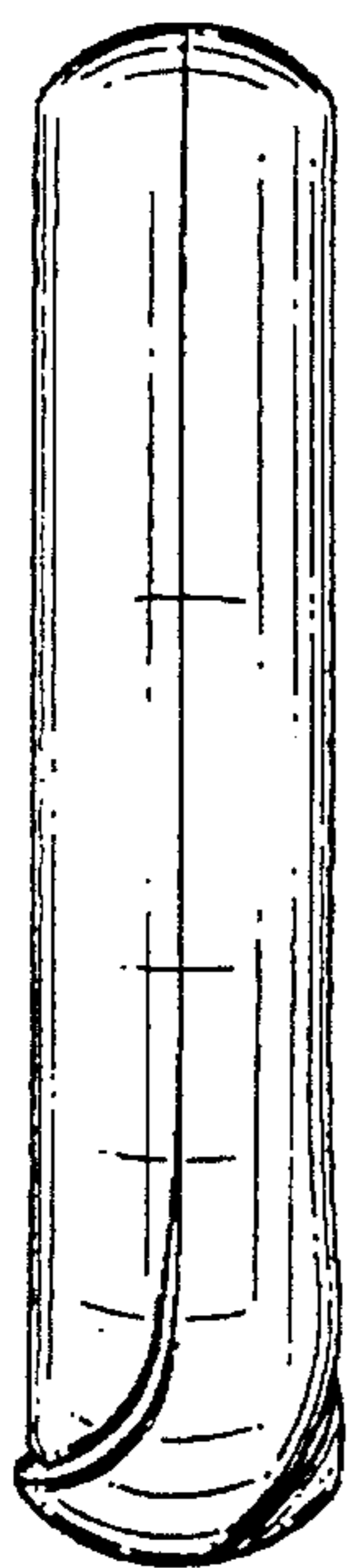


FIG-4

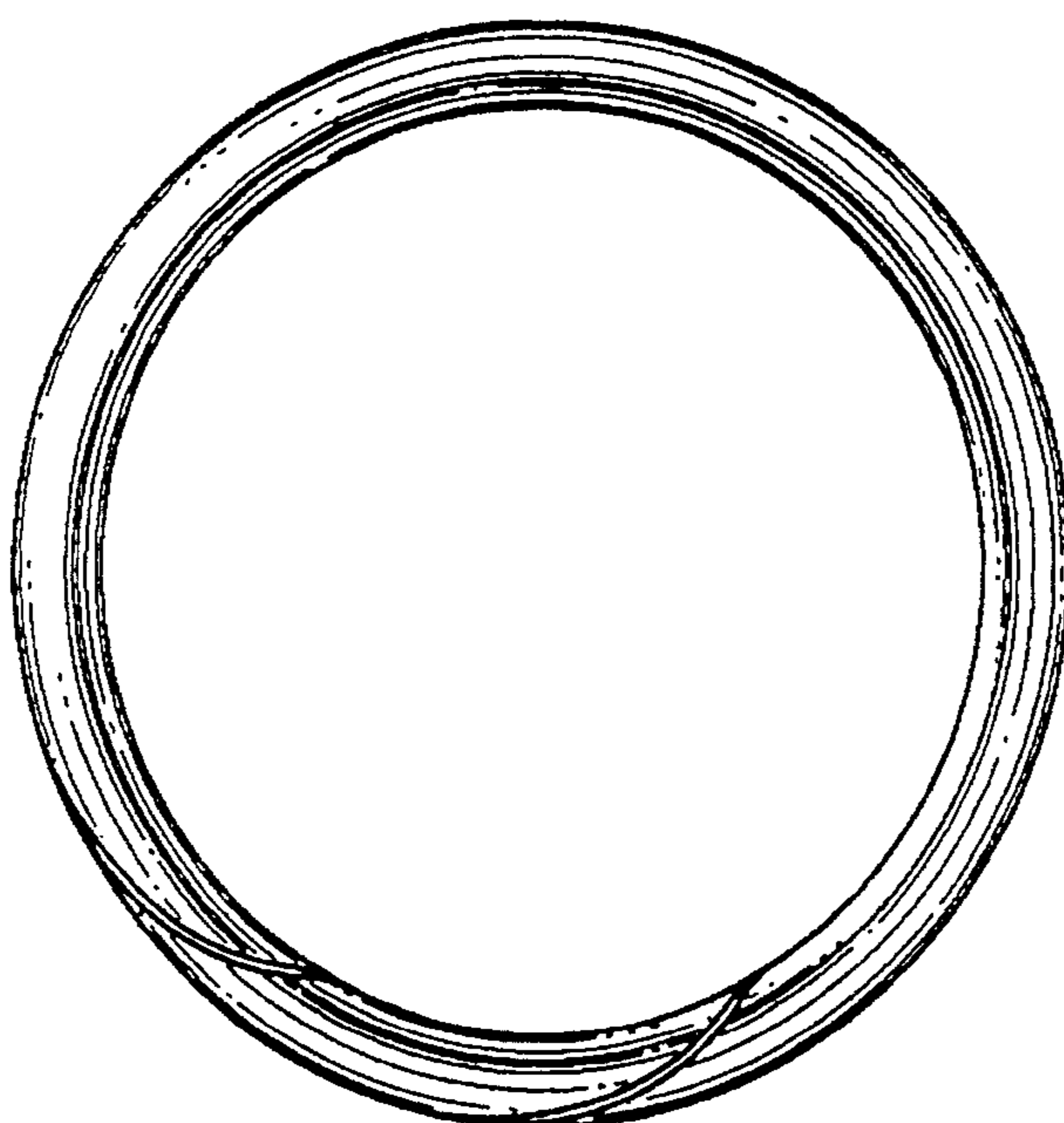


FIG-2



FIG-3




FIG-1

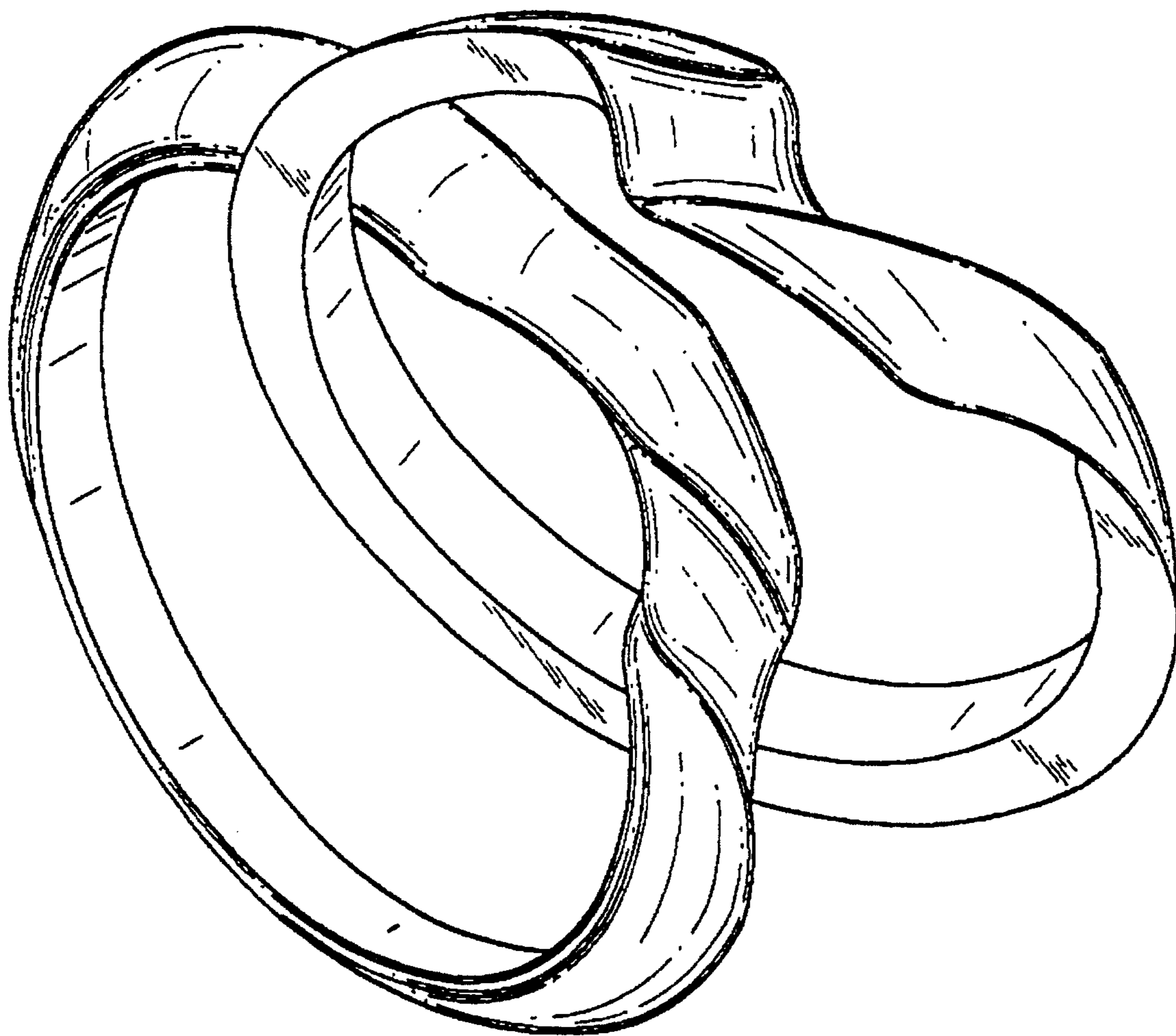


FIG-6