



US00D376551S

United States Patent [19]

O'Neil

[11] Patent Number: **Des. 376,551**

[45] Date of Patent: ****Dec. 17, 1996**

[54] SCALE

[75] Inventor: **Robert A. O'Neil**, Glen Ellyn, Ill.

[73] Assignee: **Sunbeam Products, Inc.**, Fort Lauderdale, Fla.

[**] Term: **14 Years**

[21] Appl. No.: **45,991**

[22] Filed: **Nov. 3, 1995**

[52] U.S. Cl. **D10/92**

[58] Field of Search D10/92; 177/238, 177/239, 240, 241, 242, 243

- D. 332,061 12/1992 Meunier et al. .
- D. 335,827 5/1993 Gresens .
- D. 343,132 1/1994 Vogel D10/92
- 1,982,938 12/1934 Weber .
- 2,056,546 10/1936 Weber et al. .
- 2,147,936 2/1939 Sutton .
- 2,641,460 6/1953 Larson .
- 3,838,744 10/1974 Tanji et al. .
- 3,995,708 12/1976 Hutchinson et al. .
- 4,008,776 2/1977 Kushmuk .
- 4,153,125 5/1979 Hutchinson et al. .
- 4,364,442 12/1982 Flickinger .
- 4,462,475 7/1984 Kushmuk .
- 4,479,562 10/1984 Mairot et al. .

Primary Examiner—Antoine Duval Davis
Attorney, Agent, or Firm—Michael J. Kline; Paul D. Bangor, Jr.

[56] References Cited

U.S. PATENT DOCUMENTS

- D. 81,846 8/1930 Pollak .
- D. 88,686 12/1932 Sutton .
- D. 88,997 1/1933 Weber .
- D. 89,843 5/1933 Budlong .
- D. 90,899 10/1933 Tucker .
- D. 91,694 3/1934 Vogel .
- D. 156,000 11/1949 Hansen .
- D. 213,588 3/1969 Mox .
- D. 266,405 10/1982 Garrigues .
- D. 315,693 3/1991 Seiffert .
- D. 325,540 4/1992 Seiffert D10/92
- D. 327,227 6/1992 Gresens et al. .
- D. 328,716 8/1992 Seiffert D10/92
- D. 331,545 12/1992 Gussinklo .
- D. 331,715 12/1992 Meunier .

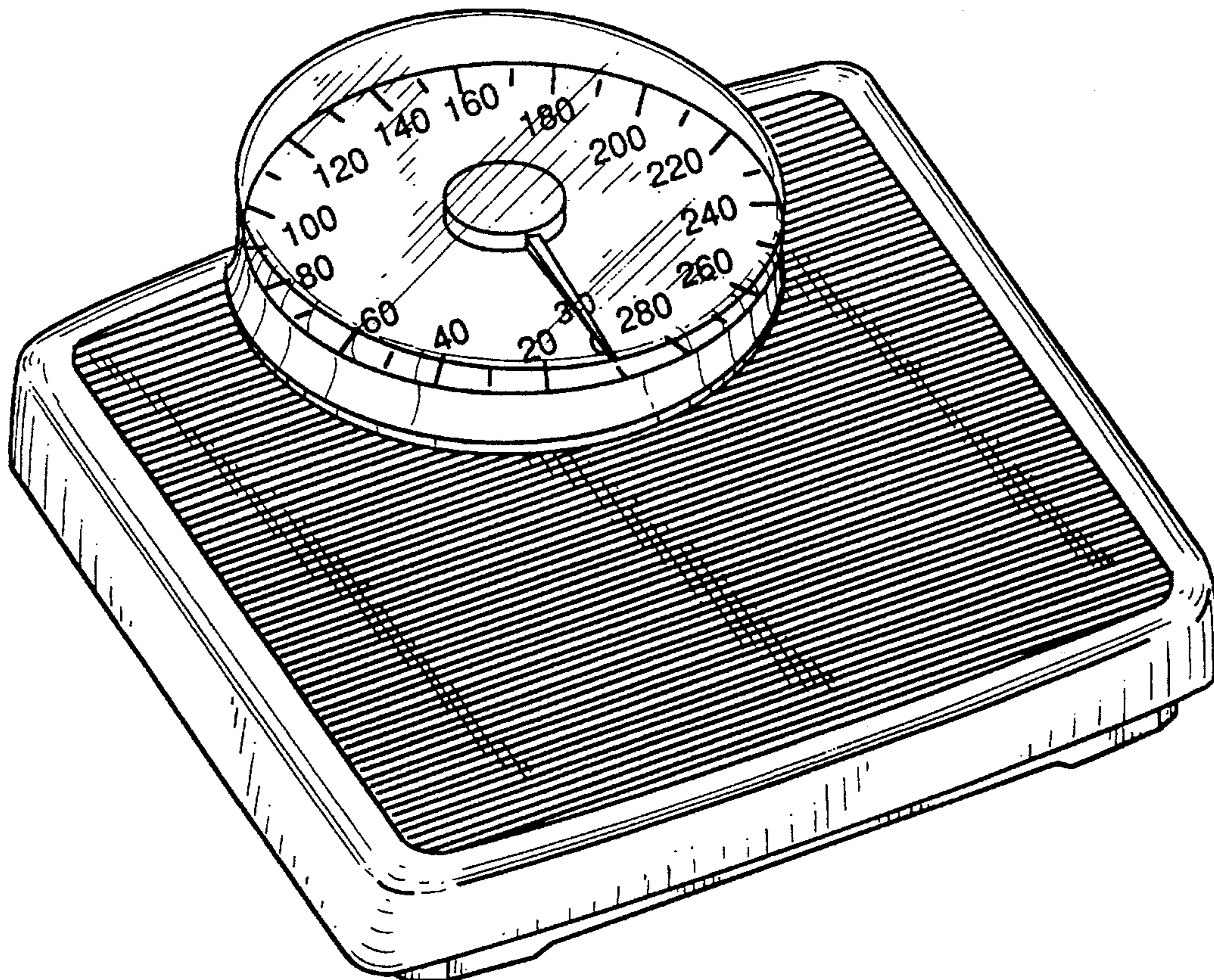
[57] CLAIM

The ornamental design for a scale, as shown and described.

DESCRIPTION

FIG. 1 is a top right front perspective view of a scale showing my new design;
FIG. 2 is a top plan view thereof;
FIG. 3 is a bottom plan view thereof;
FIG. 4 is a front elevational view thereof;
FIG. 5 is a rear elevational view thereof;
FIG. 6 is a left side elevational view thereof; and,
FIG. 7 is a right side elevational view thereof.

1 Claim, 5 Drawing Sheets



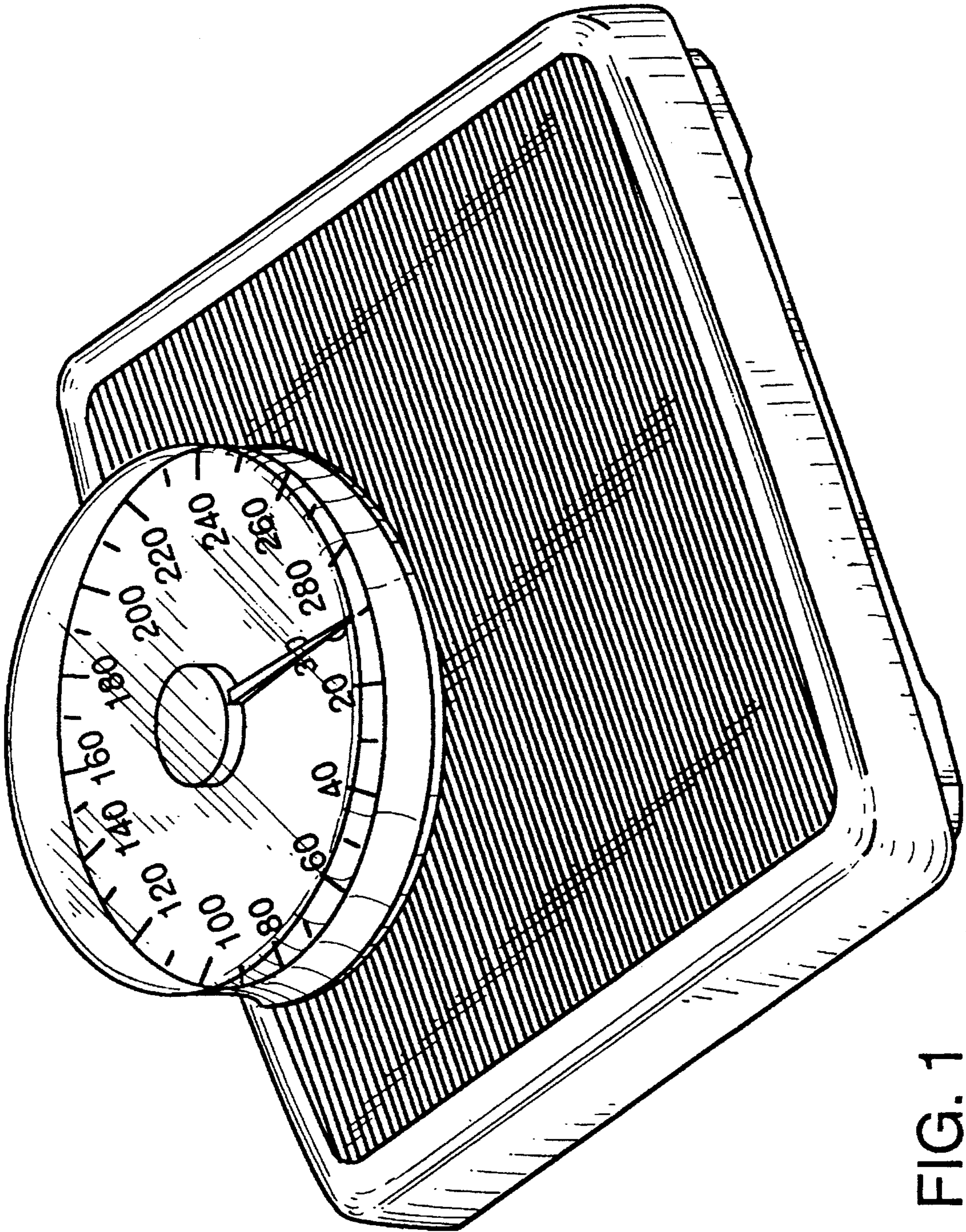


FIG. 1

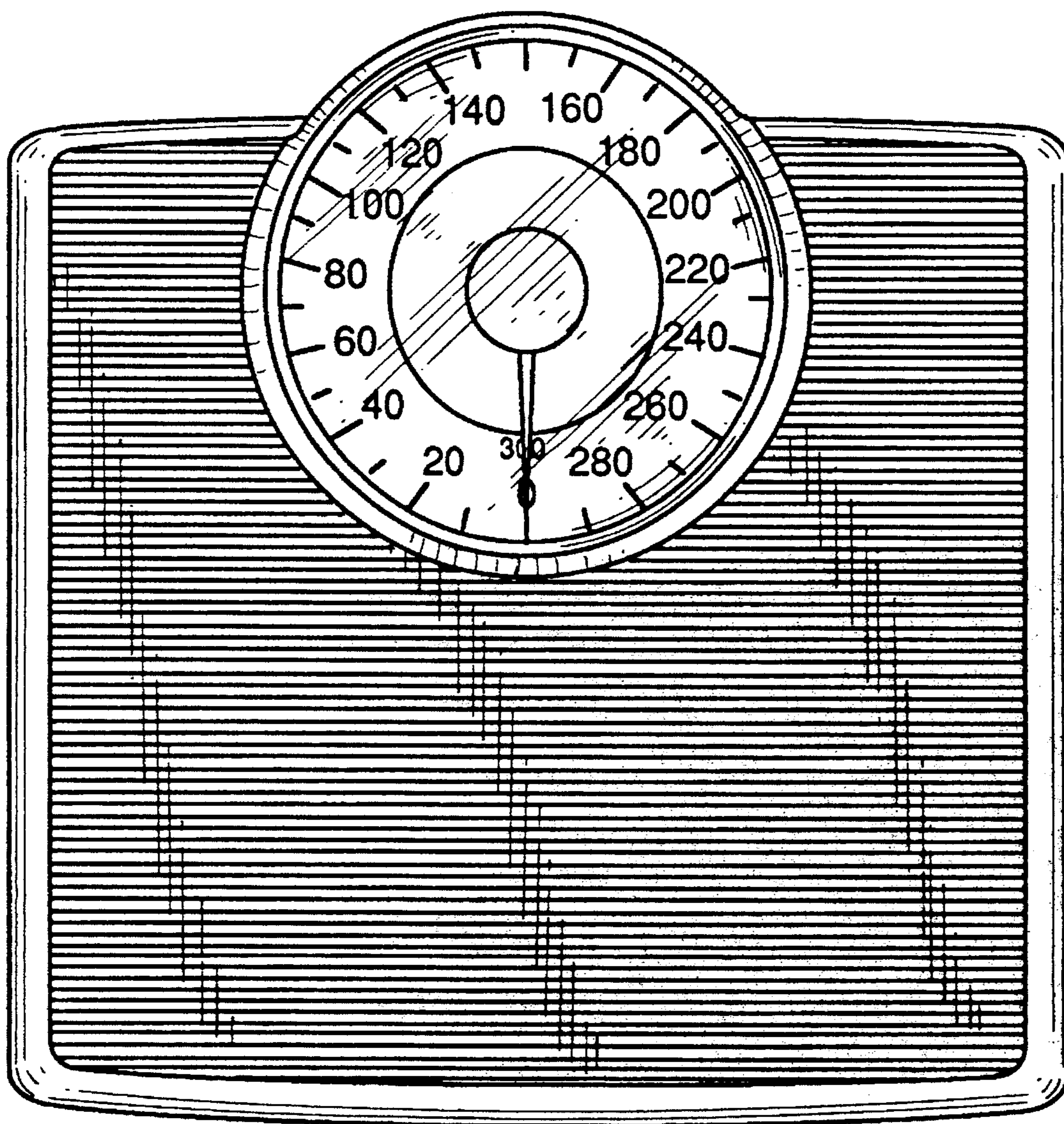


FIG. 2

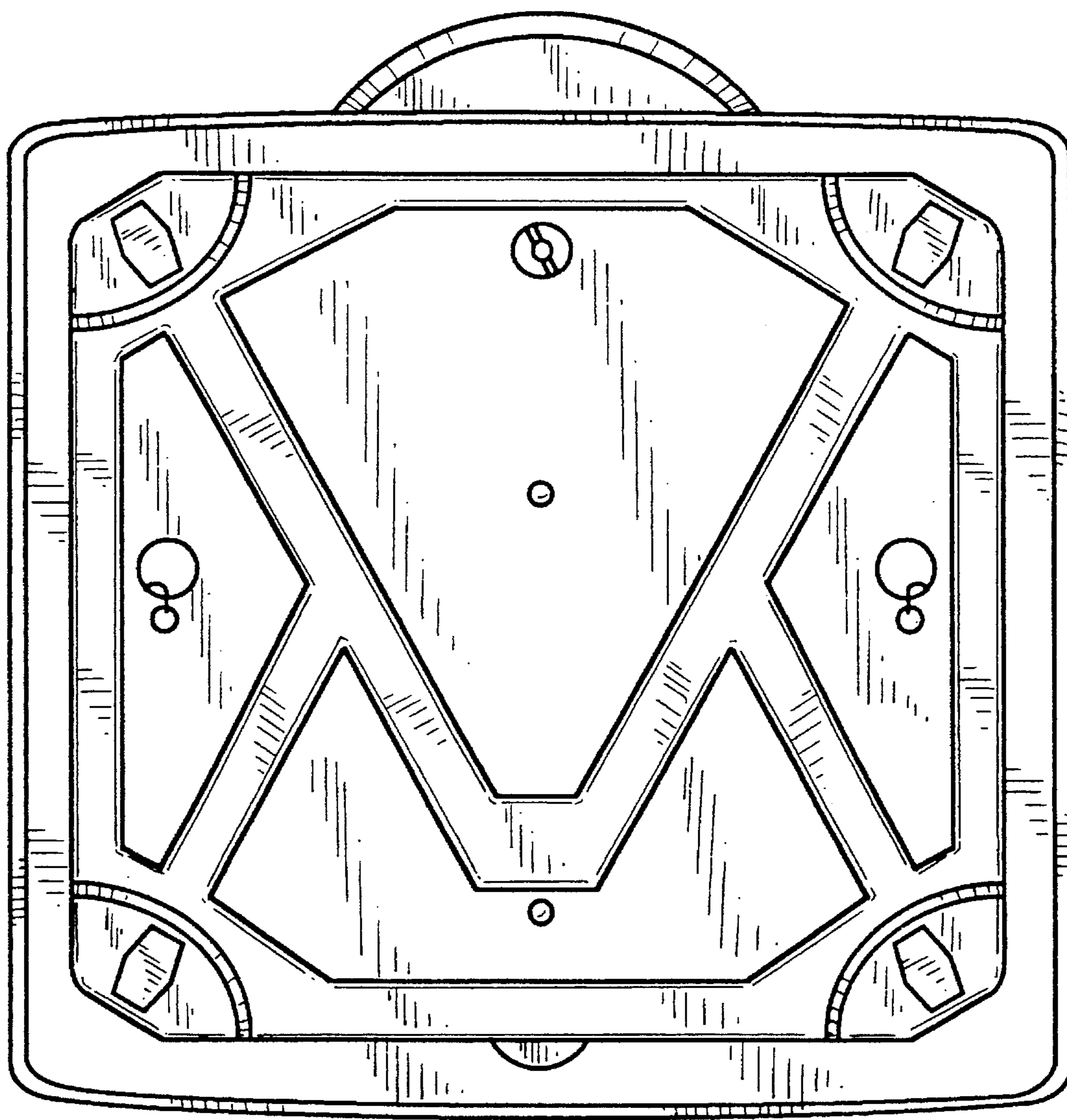


FIG. 3

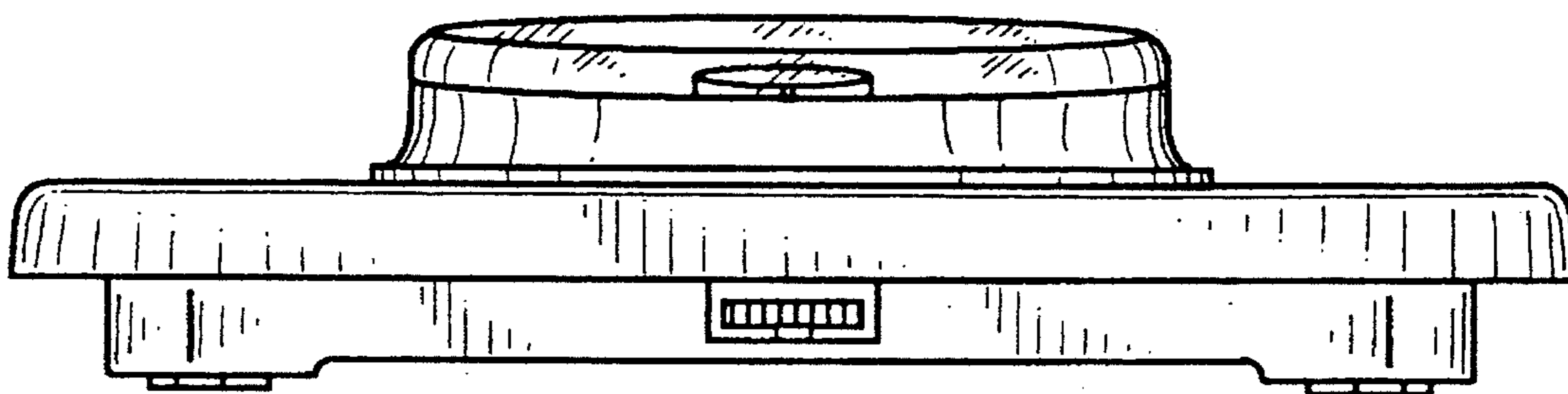


FIG. 4

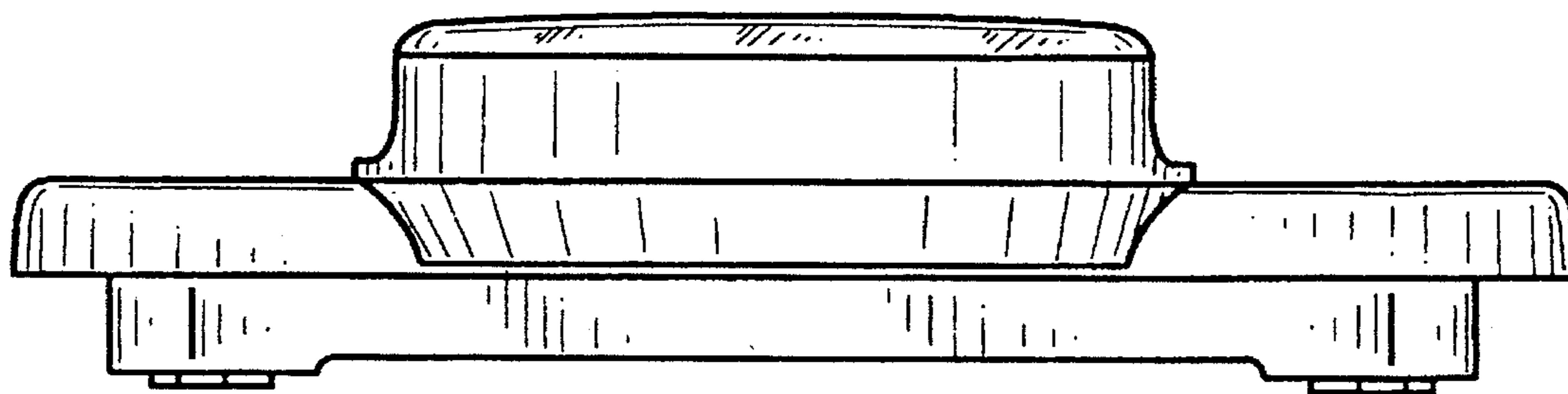


FIG. 5

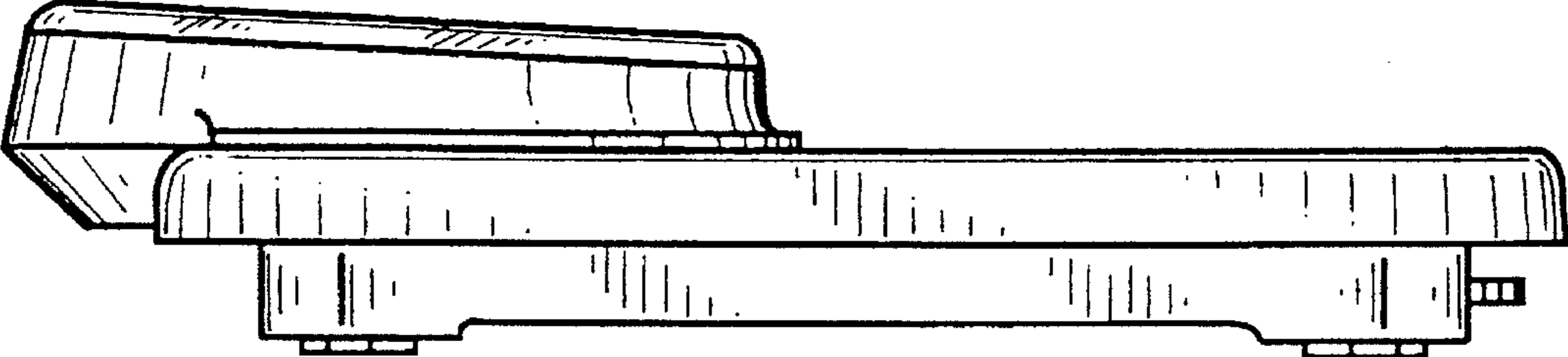


FIG. 6

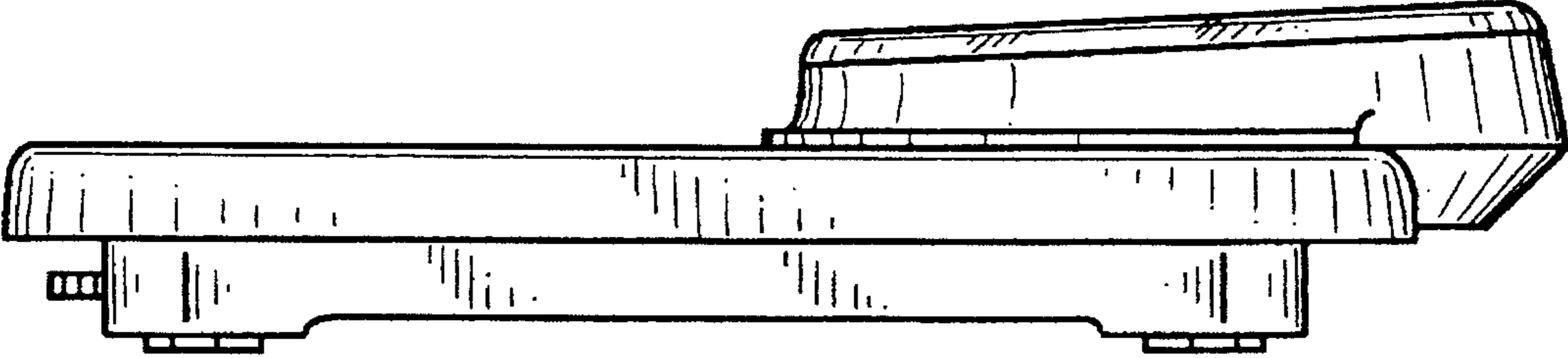


FIG. 7