



US00D376509S

United States Patent [19]

Stutzer

[11] Patent Number: **Des. 376,509**

[45] Date of Patent: ****Dec. 17, 1996**

[54] **TOASTER**

D. 93,128 8/1934 Pentecost D7/328
D. 244,343 5/1977 Hanson et al. D7/330

[75] Inventor: **Franz A. Stützer**, Offenbach am Main, Germany

Primary Examiner—James M. Gandy

Assistant Examiner—Caron D. Veynar

[73] Assignee: **Rowenta-Werke GmbH**, Offenbach am Main, Germany

Attorney, Agent, or Firm—Cohen, Pontani, Lieberman, Pavane

[**] Term: **14 Years**

[57] CLAIM

[21] Appl. No.: **46,963**

The ornamental design for a toaster, as shown.

[22] Filed: **Nov. 22, 1995**

DESCRIPTION

[30] Foreign Application Priority Data

FIG. 1 is a front perspective view of the toaster of the present invention;

May 24, 1995 [DE] Germany 95 04 285.7

FIG. 2 is a rear perspective view of the toaster of FIG. 1;

[52] U.S. Cl. **D7/330**

FIG. 3 is a front elevational view of the toaster of FIG. 1;

[58] Field of Search D7/323, 328-330,
D7/350, 352, 353; 99/372, 374, 376, 377,
379, 385; 219/524, 525

FIG. 4 is a rear elevational view of the toaster of FIG. 1;

FIG. 5 is a right side view in elevation of FIG. 3;

FIG. 6 is a left side view in elevation of FIG. 3;

[56] References Cited


FIG. 7 is a top plan view of FIG. 3; and,

FIG. 8 is a bottom view of FIG. 3.

U.S. PATENT DOCUMENTS

D. 77,998 3/1929 Wells D7/328

1 Claim, 2 Drawing Sheets






FIG. 1



FIG. 2




FIG. 3




FIG. 4




FIG. 5




FIG. 6




FIG. 7




FIG. 8