



US00D376507S

United States Patent [19]

[11] Patent Number: **Des. 376,507**

Jacob

[45] Date of Patent: ****Dec. 17, 1996**

[54] STORAGE RACK FOR COMPACT DISCS

5,195,642 3/1993 Dardashti 211/41
5,219,079 6/1993 Nakamura 211/41

[75] Inventor: **Gary Jacob**, Forest Lake, Minn.

FOREIGN PATENT DOCUMENTS

[73] Assignee: **Arista Products, Inc.**, Hauppauge, N.Y.

244308 9/1946 Switzerland 211/41

[**] Term: **14 Years**

OTHER PUBLICATIONS

[21] Appl. No.: **32,813**

Home Decorator Collection Catalog, Sep. 15, 1992, pp. 22 & 23.

[22] Filed: **Dec. 29, 1994**

[52] U.S. Cl. **D6/629**

[58] Field of Search D6/407, 626-635;
211/40, 41, 42; 312/9.1, 9.11, 9.16, 9.17,
9.18, 9.45, 9.46, 9.48, 9.53, 9.56; 206/307,
387.14, 387.15

Primary Examiner—Jeffrey Asch
Assistant Examiner—S. Snapp
Attorney, Agent, or Firm—Collard & Roe, P.C.

[57] CLAIM

The ornamental design for a storage rack for compact discs, as shown and described.

[56] References Cited


U.S. PATENT DOCUMENTS

D. 319,741	9/1991	Sylvester	D6/407
D. 331,166	11/1992	Ohadi	D6/570
D. 342,395	12/1993	Huang	D6/407
D. 343,533	1/1994	David	D6/407
D. 351,512	10/1994	Thielen	D6/407
D. 351,513	10/1994	Krepplein	D6/407
D. 351,528	10/1994	Dardashti	D6/468 X
D. 352,187	11/1994	David	D6/407
D. 352,848	11/1994	Dardashti	D6/465
D. 353,958	1/1995	Hirsch	D6/407 X
601,753	4/1898	Kaiser	.	
1,652,114	12/1927	Gestrine	.	
4,678,245	7/1987	Fouassier	312/15
5,054,626	10/1991	Stempinski	211/40
5,129,525	7/1992	Maynard	211/133
5,188,240	2/1993	Marino et al.	211/41

DESCRIPTION

FIG. 1 is a perspective view of a storage rack for compact discs showing my new design;
FIG. 2 is a top plan view thereof;
FIG. 3 is a bottom plan view thereof;
FIG. 4 is a front side elevational view thereof;
FIG. 5 is a rear side elevational view thereof; and,
FIG. 6 is a left side elevational view thereof, the right side being a mirror image thereof.
The dotted lines in FIGS. 1 and 4-6 indicate indeterminate height of the claimed design. The phantom line jewel cases in FIG. 1 are to show environmental structure only and do not form part of the claimed design.

1 Claim, 2 Drawing Sheets



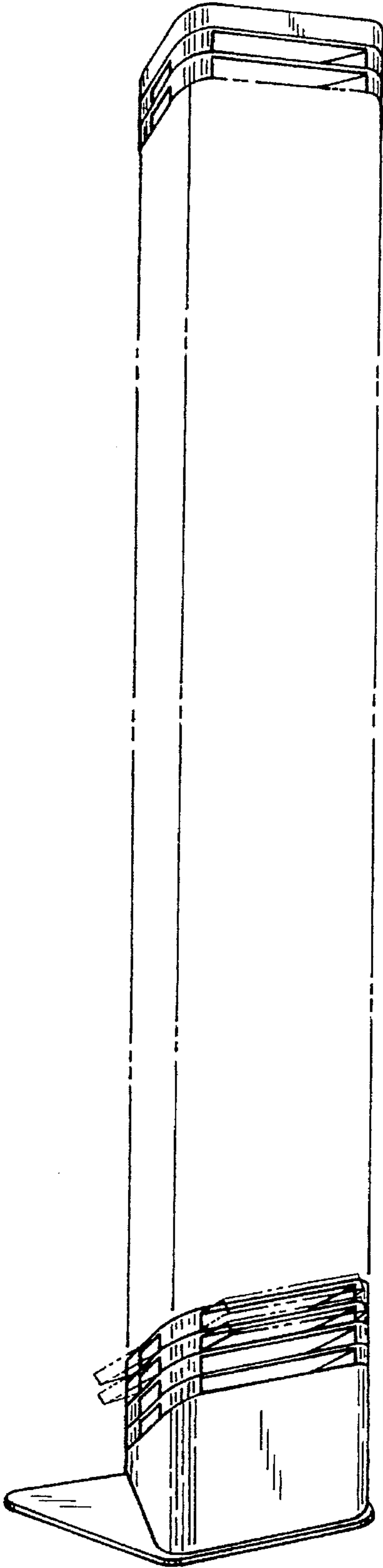


FIG. 1

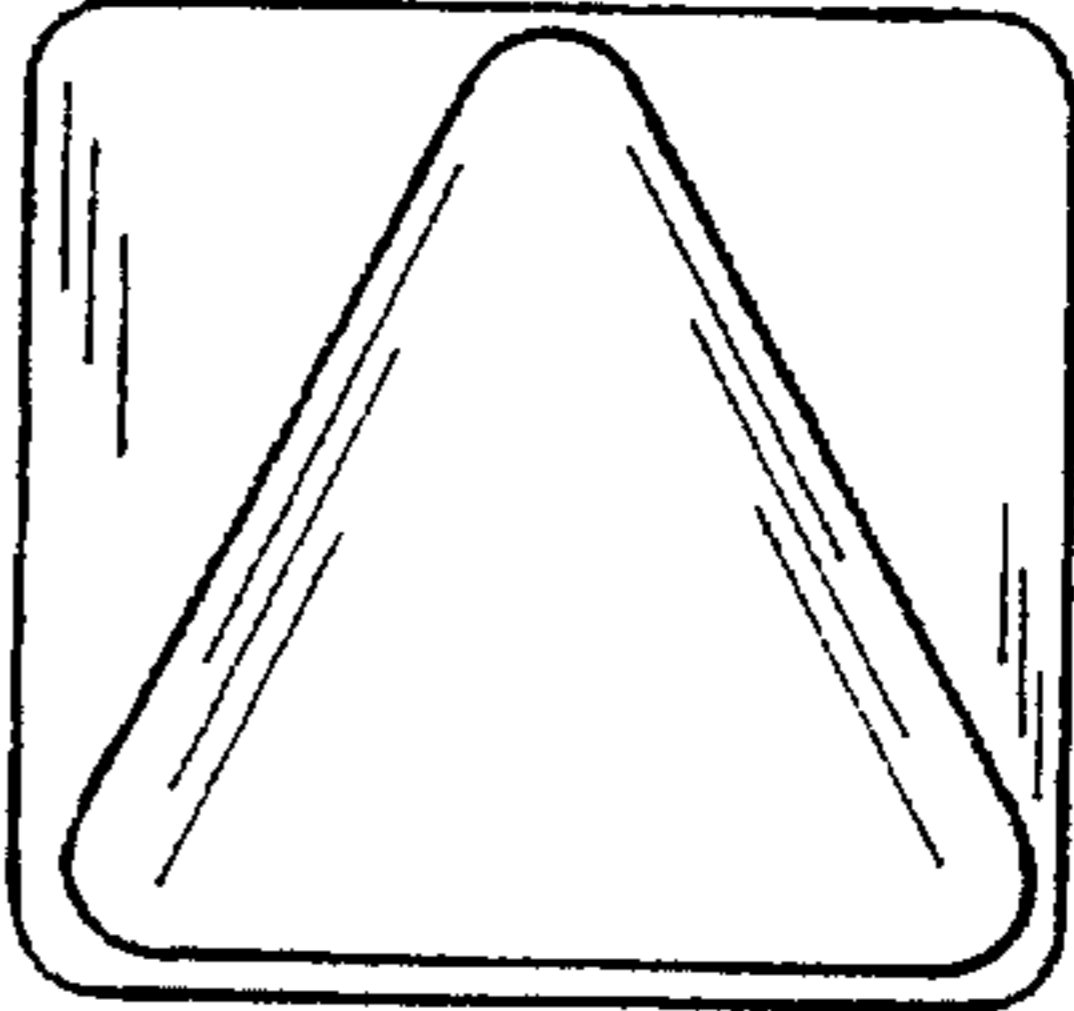


FIG. 2

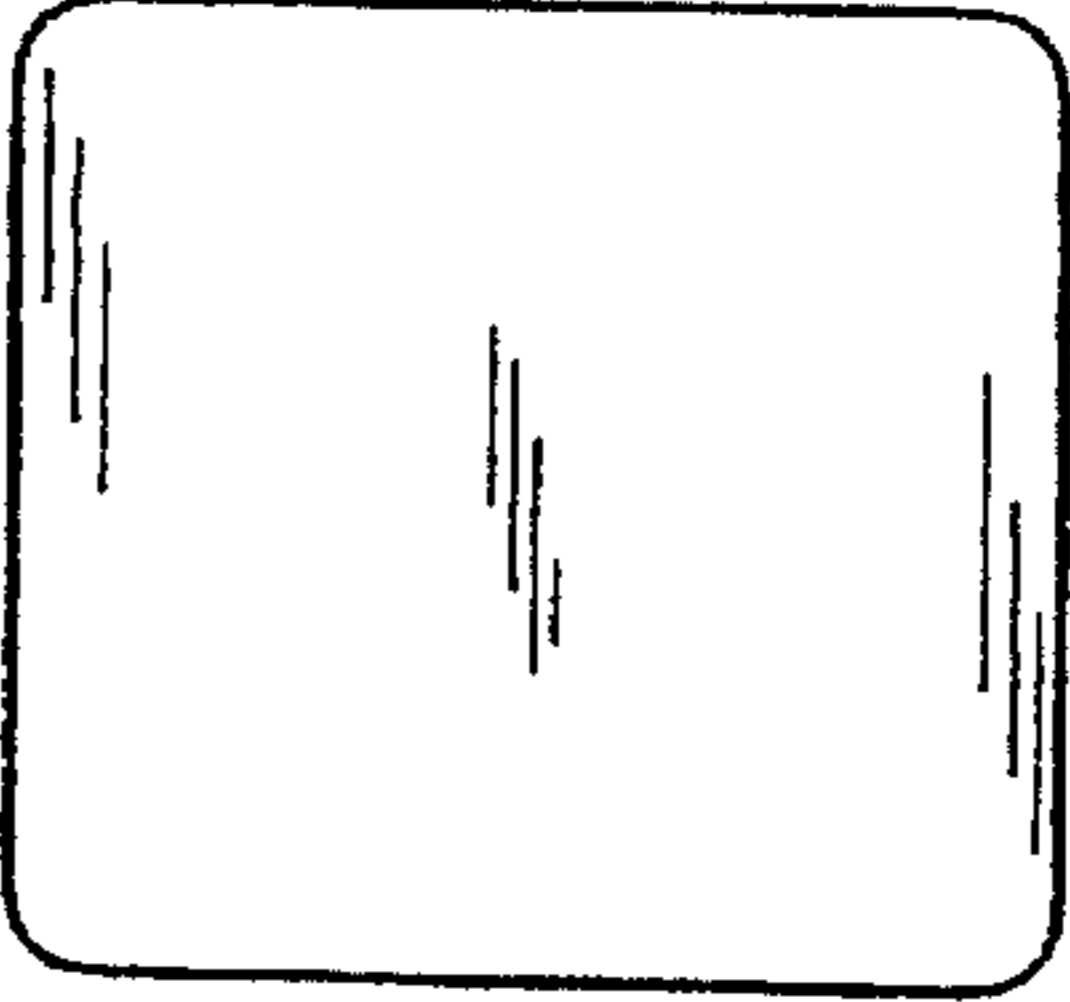


FIG. 3




FIG. 4




FIG. 5




FIG. 6