



US00D376499S

United States Patent [19]

Glick et al.

[11] Patent Number: **Des. 376,499**

[45] Date of Patent: ****Dec. 17, 1996**

[54] TABLE

D. 358,283 5/1995 Kelly D6/484

[75] Inventors: **Irving Glick**, Englewood Cliffs, N.J.;
Peter Miale, Brooklyn, N.Y.

[73] Assignee: **IMP Designs, Inc.**, Brooklyn, N.Y.

[**] Term: **14 Years**

[21] Appl. No.: **41,441**

[22] Filed: **Jul. 14, 1995**

[52] U.S. Cl. **D6/484**

[58] Field of Search D6/480-489, 495,
D6/349, 336; 108/25, 26, 38, 153, 161

[56] References Cited

U.S. PATENT DOCUMENTS

D. 236,133	12/1975	Uebele	D6/484
D. 312,736	12/1990	Grosfillex	D6/349
D. 335,053	4/1993	Morin	D6/484
D. 346,704	5/1994	Grosfillex	D6/349
D. 347,527	6/1994	Breen et al.	D6/349

OTHER PUBLICATIONS

Alibere SA, French Corporation, Table Design.

Primary Examiner—Janice E. Seeger
Attorney, Agent, or Firm—Lerner, David, Littenberg, Krumholz & Mentlik

[57] CLAIM

The ornamental design for a table, as shown and described.

DESCRIPTION

FIG. 1 is a front top perspective view of a table showing our new design;


FIG. 2 is a top plan view thereof;

FIG. 3 is a bottom plan view thereof;

FIG. 4 is a front view thereof; the back view is identical with the front view; and,

FIG. 5 is a right side view thereof; the left side view is identical with the right side view.

1 Claim, 3 Drawing Sheets



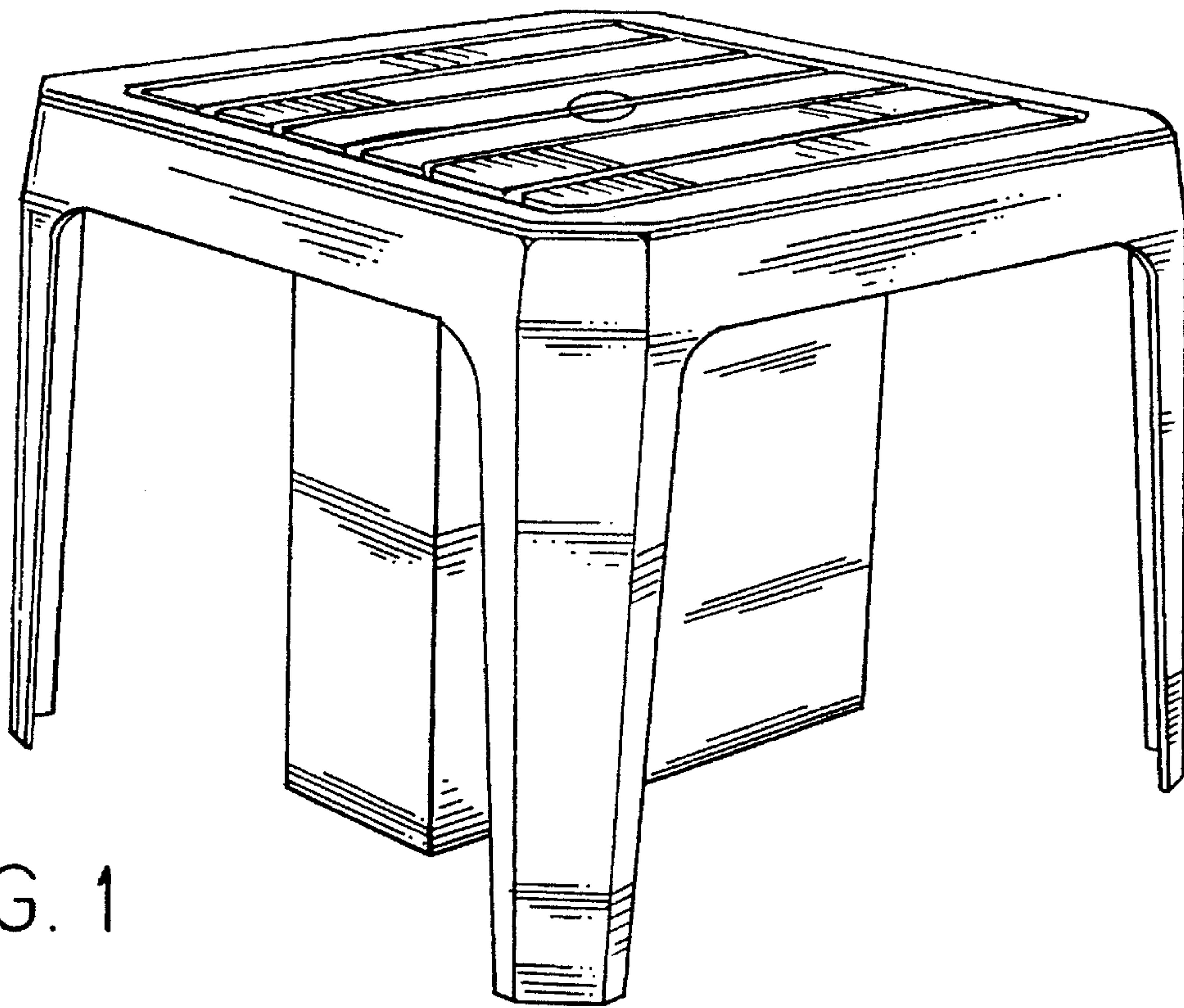


FIG. 1

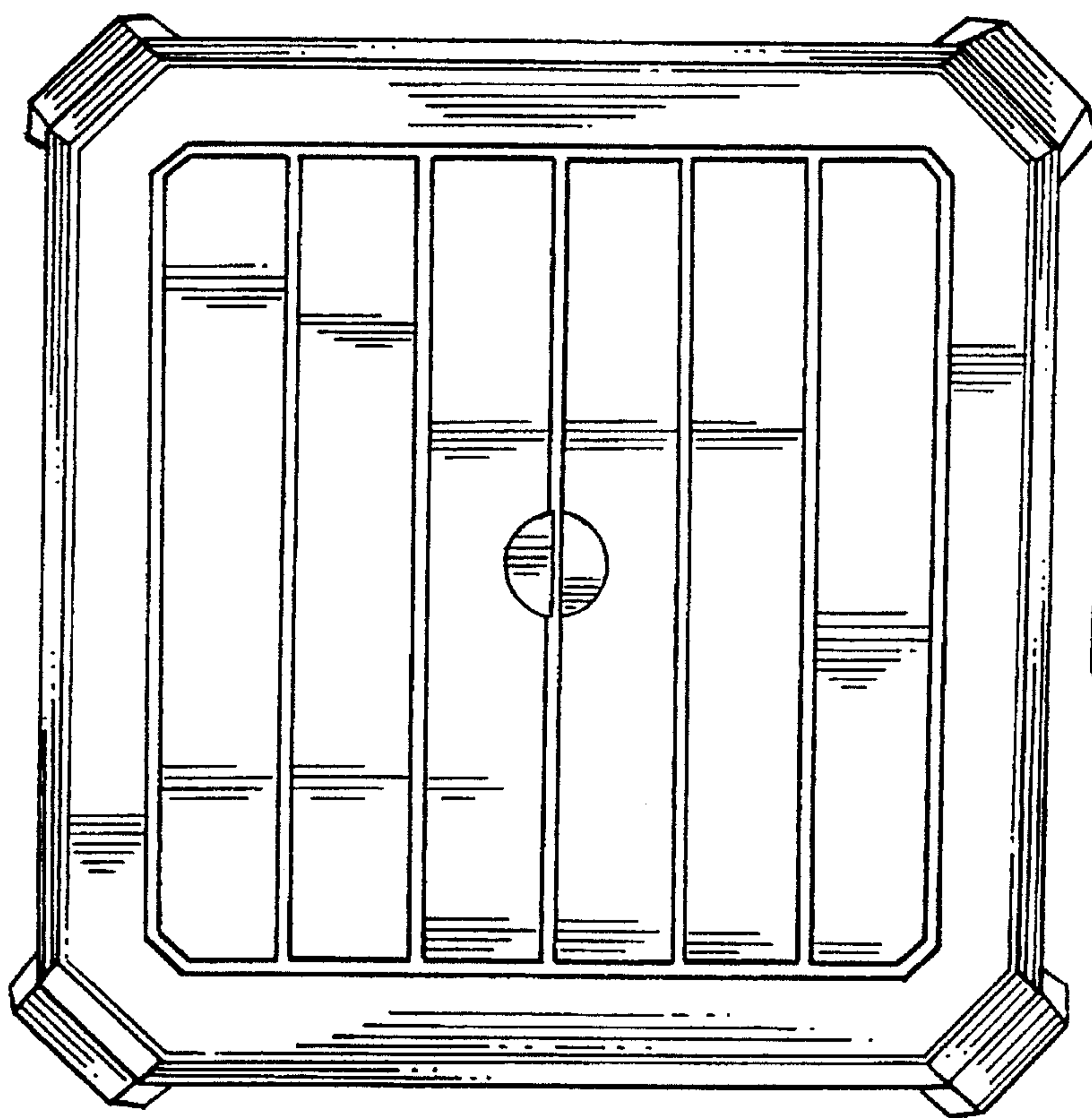


FIG. 2

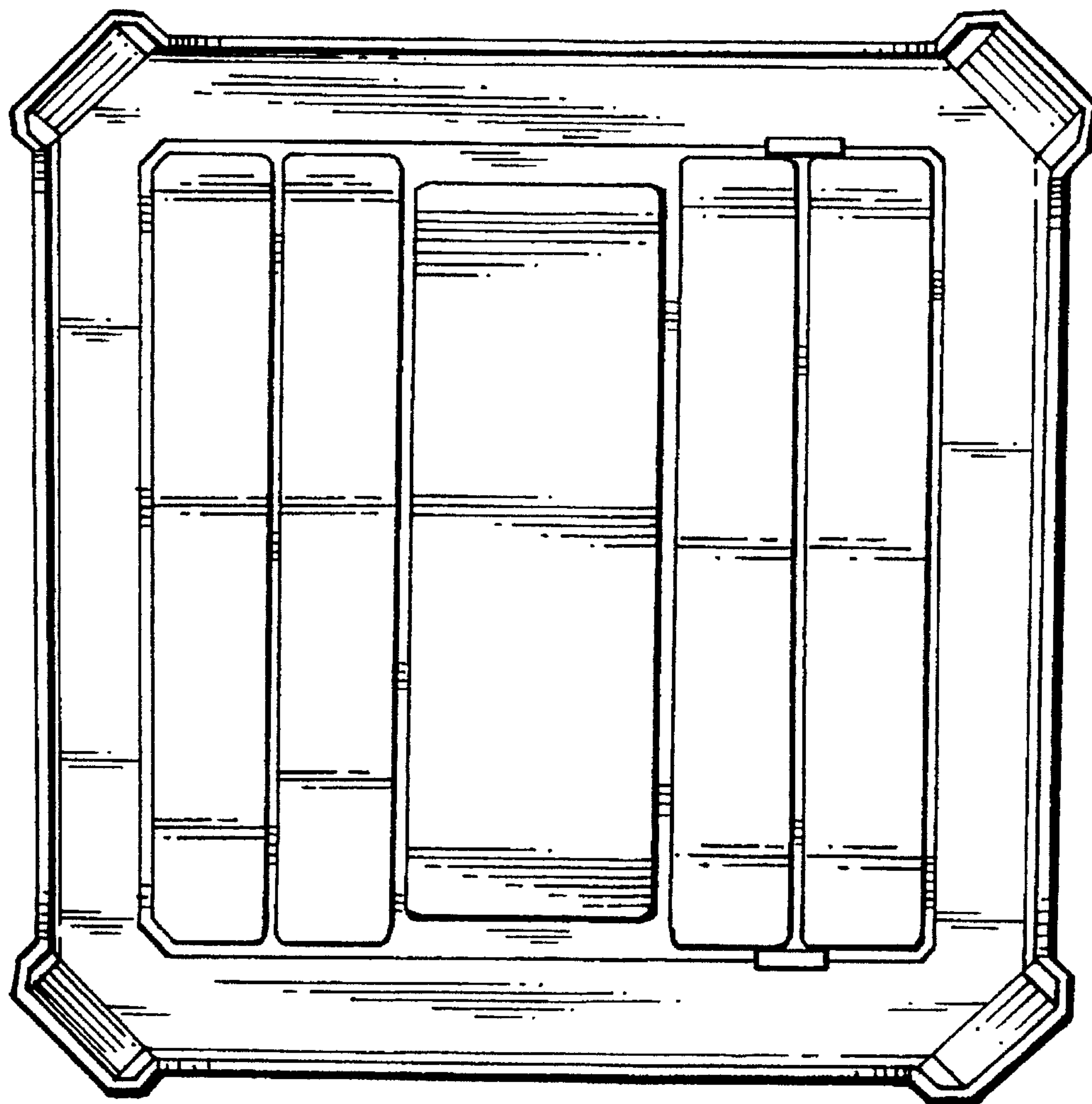


FIG. 3




FIG. 4




FIG. 5