



US00D376495S

United States Patent [19]

Walters, III et al.

[11] Patent Number: **Des. 376,495**

[45] Date of Patent: ****Dec. 17, 1996**

[54] **DRESSER**

[75] Inventors: **Guy A. Walters, III**, High Point; **Avis E. Tobin, Jr.**, Thomasville, both of N.C.

[73] Assignee: **Thomasville Furniture Industries, Inc.**, Thomasville, N.C.

[**] Term: **14 Years**

[21] Appl. No.: **50,392**

[22] Filed: **Feb. 16, 1996**

Related U.S. Application Data

- [62] Division of Ser. No. 29,980, Oct. 20, 1994.
- [52] U.S. Cl. **D6/445**
- [58] Field of Search D6/432-448; 312/204, 312/257

[56] References Cited

U.S. PATENT DOCUMENTS

D. 202,987 11/1965 Hekler D6/446

- D. 270,126 8/1983 Aulbert et al. D6/446
- D. 320,318 10/1991 Pauer et al. D6/445 X
- D. 326,968 6/1992 White, Jr. D6/445

Primary Examiner—Carmen H. Vales-Lado
Attorney, Agent, or Firm—Rhodes, Coats & Bennett, L.L.P.

[57] CLAIM

The ornamental design for a dresser, as shown and described.

DESCRIPTION

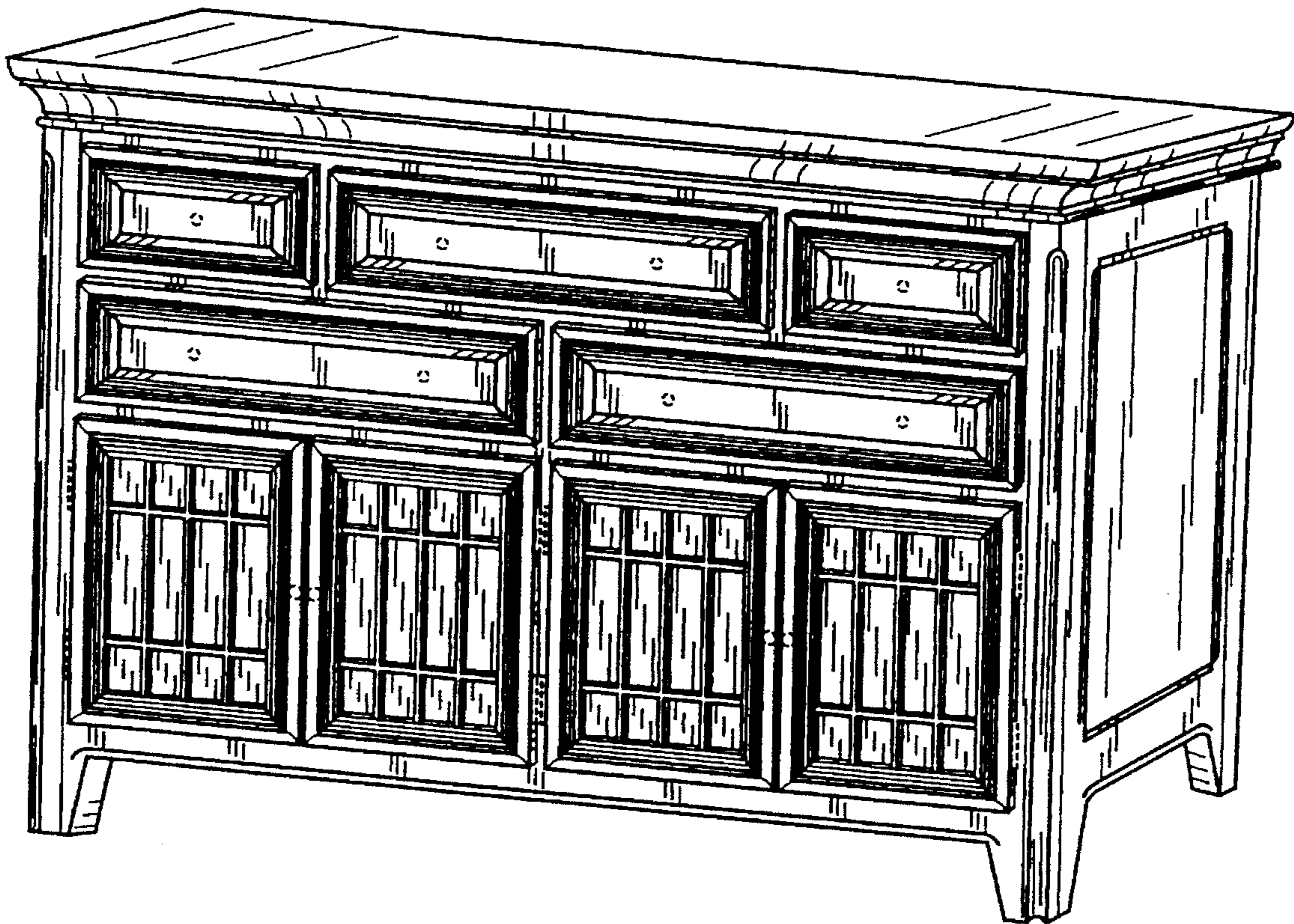
FIG. 1 is a perspective view of a dresser showing our new design;

FIG. 2 is a left side elevational view, the right side being a mirror image thereof; and,

FIG. 3 is a front elevational view thereof.

The rear and bottom views are flat and unornamented. The broken line showing of drawer handles throughout the views is for illustrative purposes only and forms no part of the claimed design.

1 Claim, 2 Drawing Sheets






FIG. 1

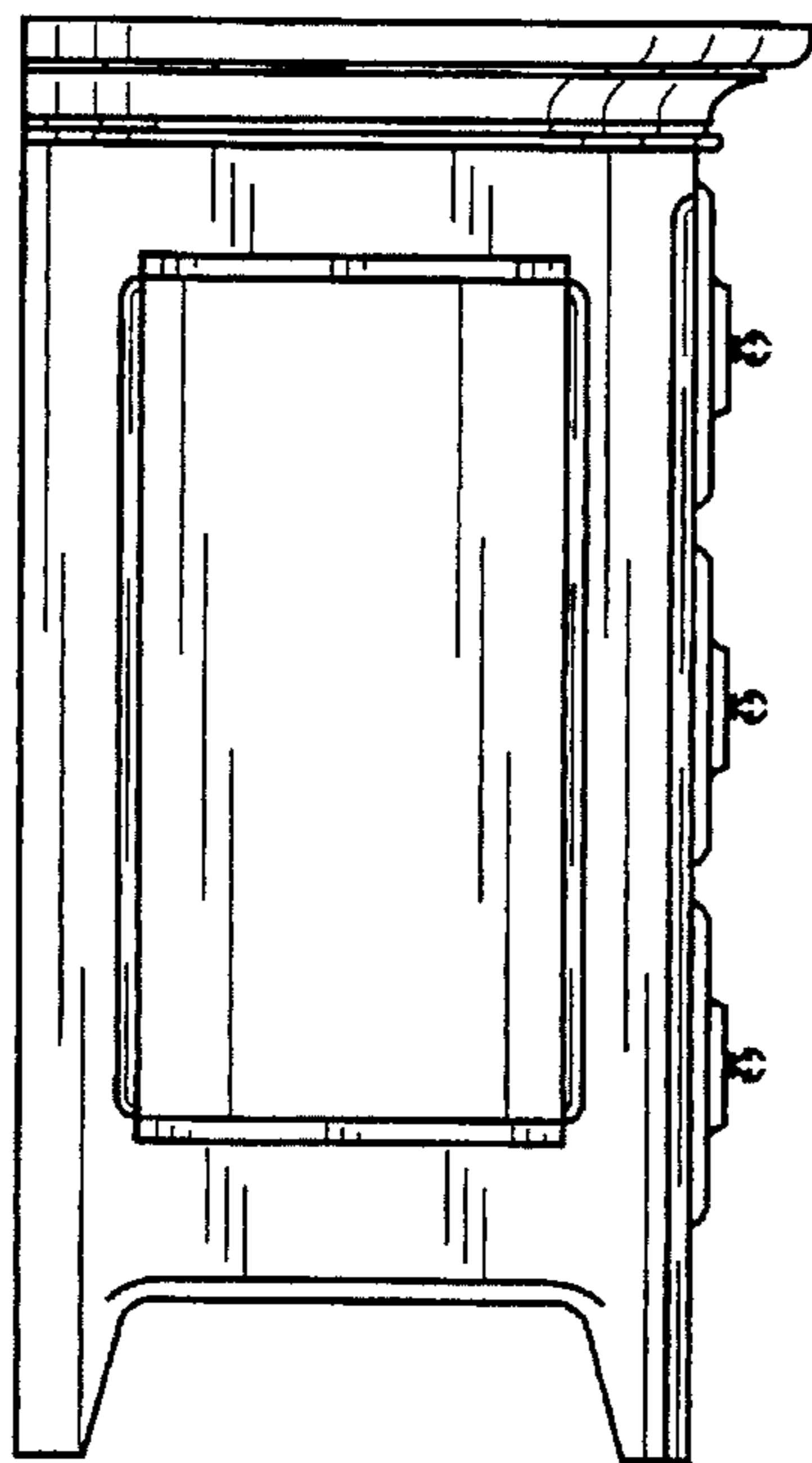


FIG. 2




FIG. 3