



US00D376491S

# United States Patent [19]

Kelley

[11] Patent Number: **Des. 376,491**

[45] Date of Patent: **\*\*Dec. 17, 1996**

[54] **COMPUTER SECRETARY**

D. 357,599 4/1995 Kelley ..... D6/439

[75] Inventor: **James O. Kelley**, Spring Lake, Mich.

*Primary Examiner*—Carmen H. Vales-Lado  
*Attorney, Agent, or Firm*—Waters & Morse, P.C.

[73] Assignee: **Sligh Furniture Company**, Holland, Mich.

[57] **CLAIM**

[\*\*] Term: **14 Years**

The ornamental design for a computer secretary, as shown and described.

[21] Appl. No.: **37,658**

**DESCRIPTION**

[22] Filed: **Apr. 17, 1995**

FIG. 1 is a perspective view of a computer secretary showing my new design;

[52] U.S. Cl. .... **D6/439; D6/425**

FIG. 2 is a right side perspective view with the doors open and three drawers in extended position of use;

[58] Field of Search ..... D6/432-448, 474, D6/422-428, 429-431; 312/204, 257, 114

FIG. 3 is a left side perspective view with the top doors closed and the work surface drawer in an alternate position of use;

[56] **References Cited**



**U.S. PATENT DOCUMENTS**

- D. 106,899 11/1937 Newmaker ..... D6/439
- D. 198,793 8/1964 Hekler ..... D6/439
- D. 281,382 11/1985 Byrne et al. .... D6/474
- D. 347,750 6/1994 Ball ..... D6/438
- D. 356,220 3/1995 Belisle ..... D6/446

FIG. 4 is a left side perspective view of FIG. 2 with the bottom drawer in retracted position; and,

FIG. 5 is a fragmentary left side perspective view with all drawers in extended position of use.

**1 Claim, 3 Drawing Sheets**



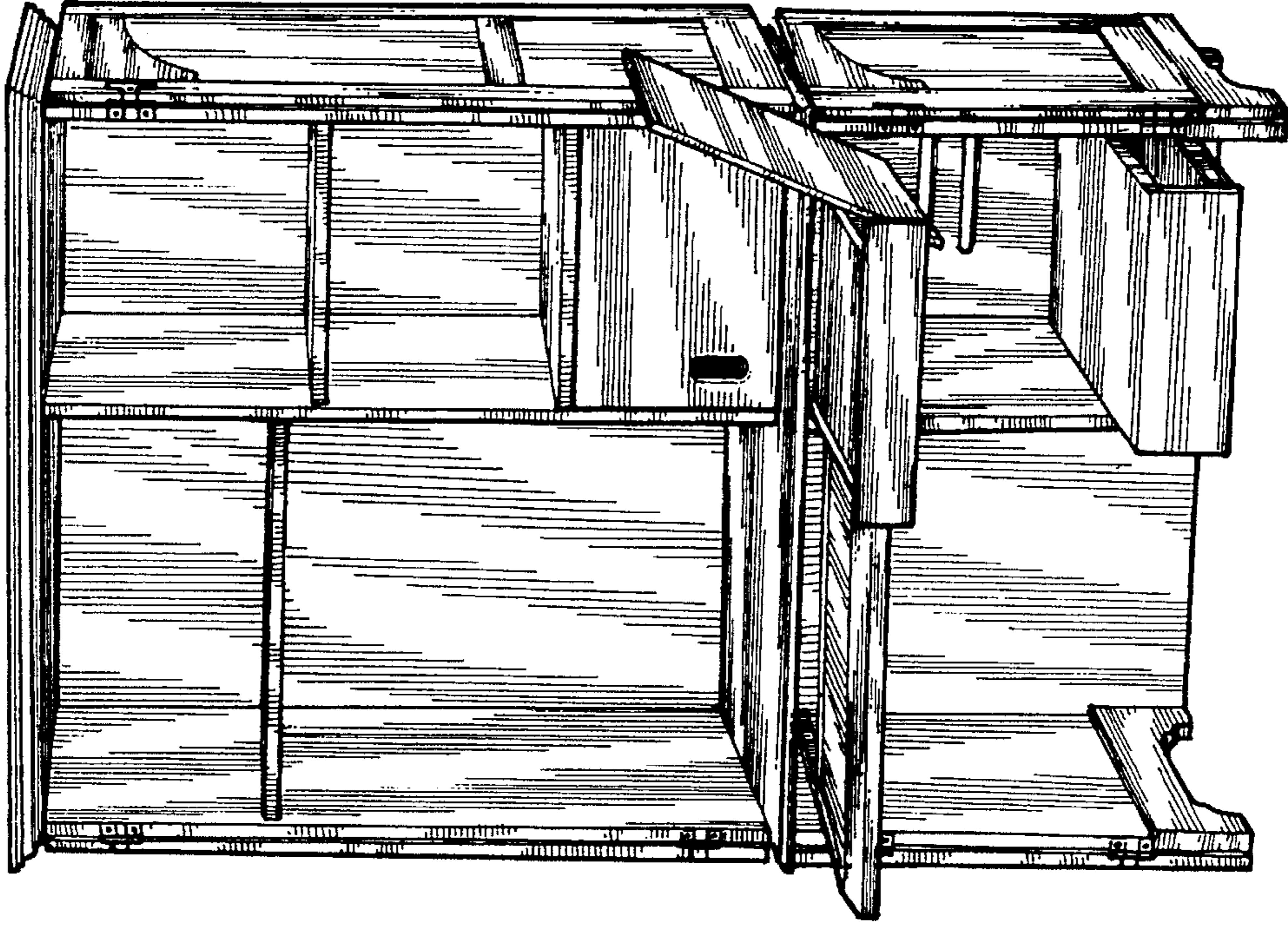


Fig. 2


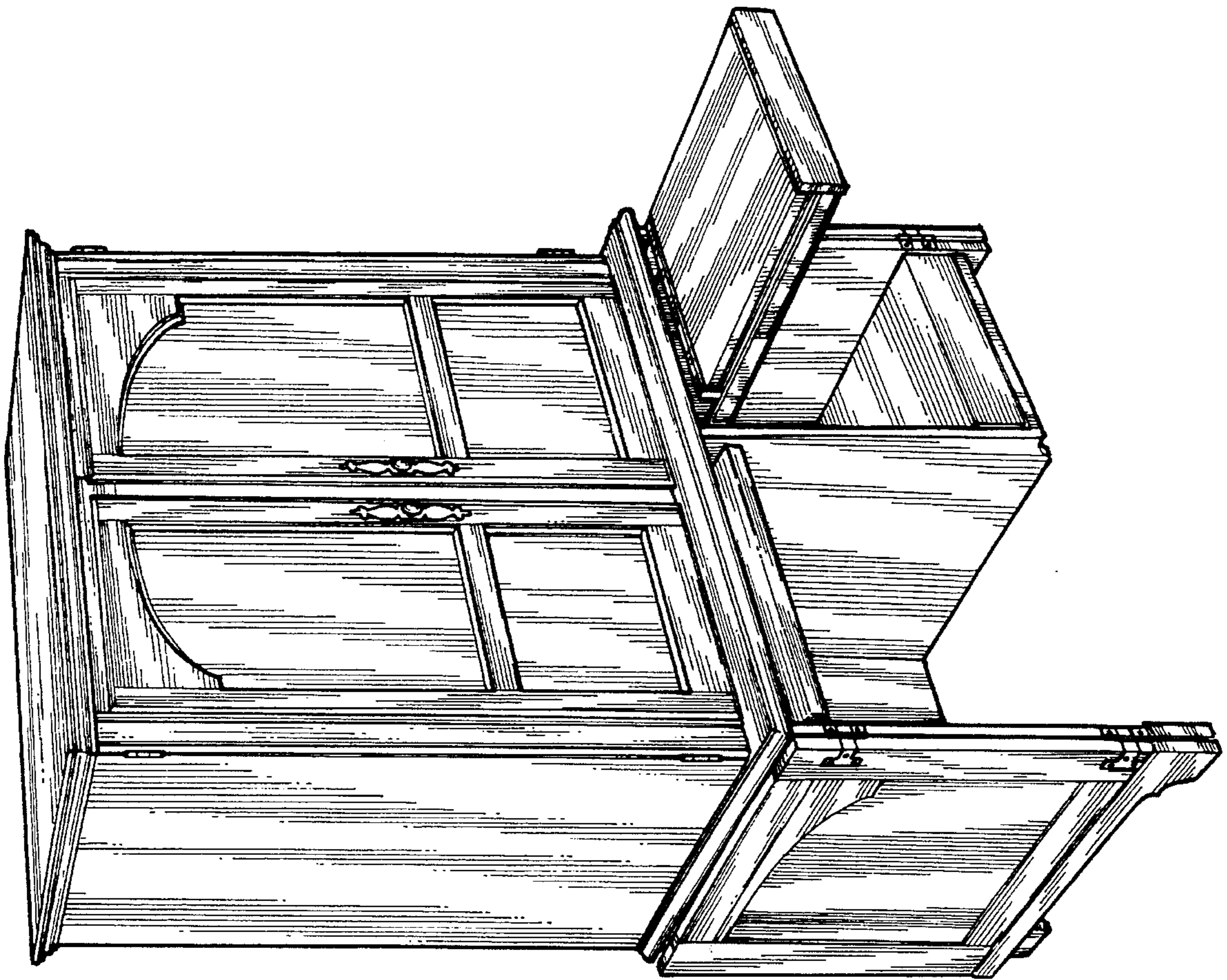


Fig. 1

Fig. 3



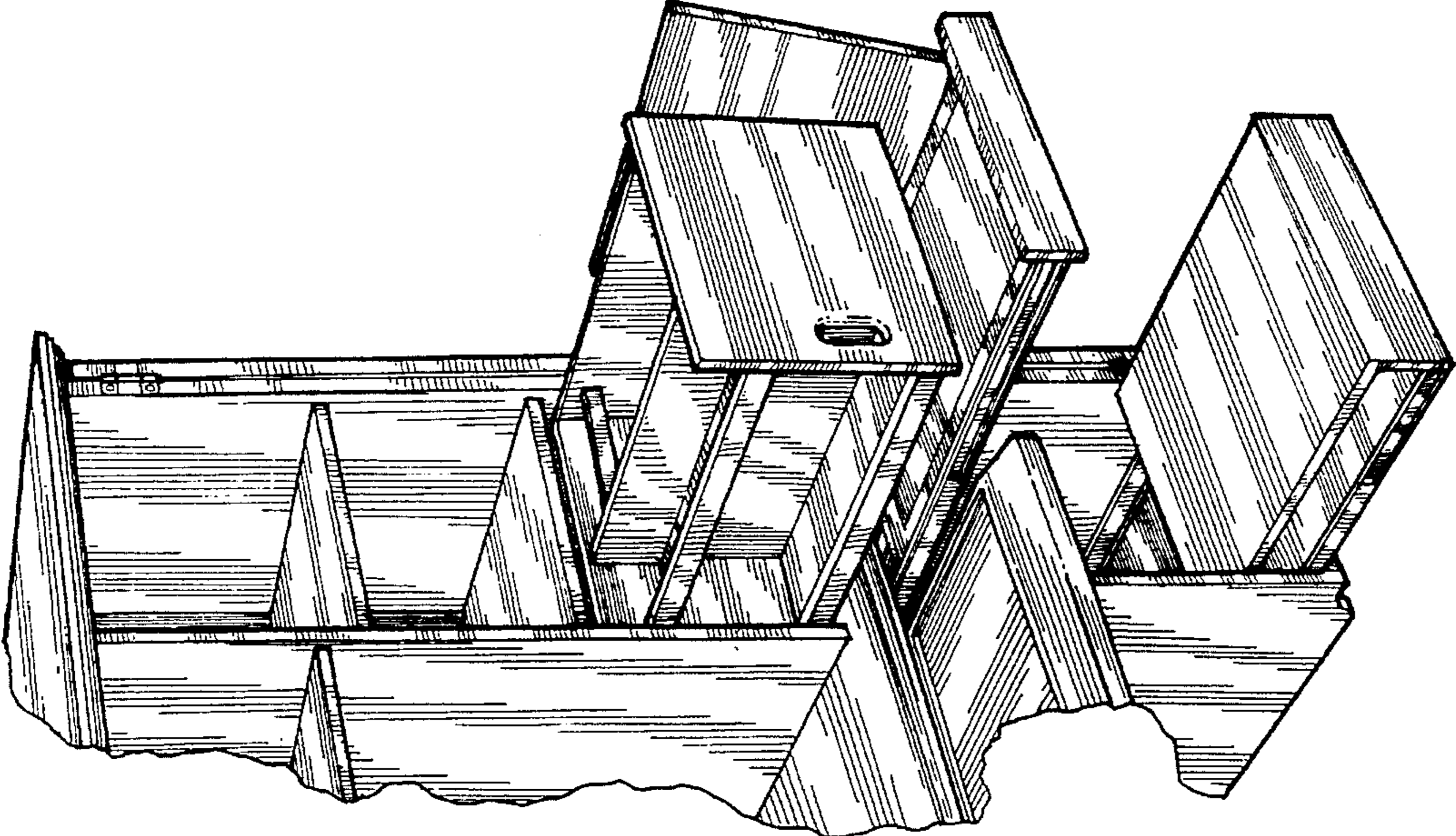


Fig. 5




Fig. 4