



US00D376486S

United States Patent [19]

[11] Patent Number: **Des. 376,486**

Lenger

[45] Date of Patent: ****Dec. 17, 1996**

[54] SIDE CHAIR

[75] Inventor: **Sidney A. Lenger**, Kernsville, N.C.

[73] Assignee: **Schottenstein Stores Corporation**,
Columbus, Ohio

[**] Term: **14 Years**

[21] Appl. No.: **45,659**

[22] Filed: **Oct. 25, 1995**

[52] U.S. Cl. **D6/380**; D6/358

[58] Field of Search D6/334, 345, 351,
D6/358, 370, 374, 376, 379, 380, 500,
501, 502; 297/446.1

[56] References Cited

U.S. PATENT DOCUMENTS

D. 156,835	1/1950	McNeill	D6/380
D. 238,034	12/1975	Eisen	D6/380
D. 244,240	5/1977	Eisen	D6/374
D. 349,612	8/1994	Ward	D6/370
D. 355,987	3/1995	Lee	D6/379
D. 356,218	3/1995	Lee	D6/380
D. 358,266	5/1995	Hess	D6/379

OTHER PUBLICATIONS

Bloomington's, p. 15, Chair at bottom left.
Bloomington's, p. 5, Chair at bottom left.
Pennsylvania House, Jun. 1994, p. 109, Chair at top center
(as marked).

Primary Examiner—Gary D. Watson
Attorney, Agent, or Firm—Wood, Herron & Evans


[57] CLAIM

The ornamental design for a side chair, as shown and described.

DESCRIPTION

FIG. 1 is a front elevational view of a side chair incorporating the design of this invention;
FIG. 2 is a right side elevational view thereof, with the left side elevational view being a mirror image thereof;
FIG. 3 is a rear elevational view thereof;
FIG. 4 is a top plan view thereof; and,
FIG. 5 is a bottom plan view thereof.
FIGS. 2 through 5 have been shown on a reduced scale.

1 Claim, 2 Drawing Sheets






FIG. 1




FIG. 4

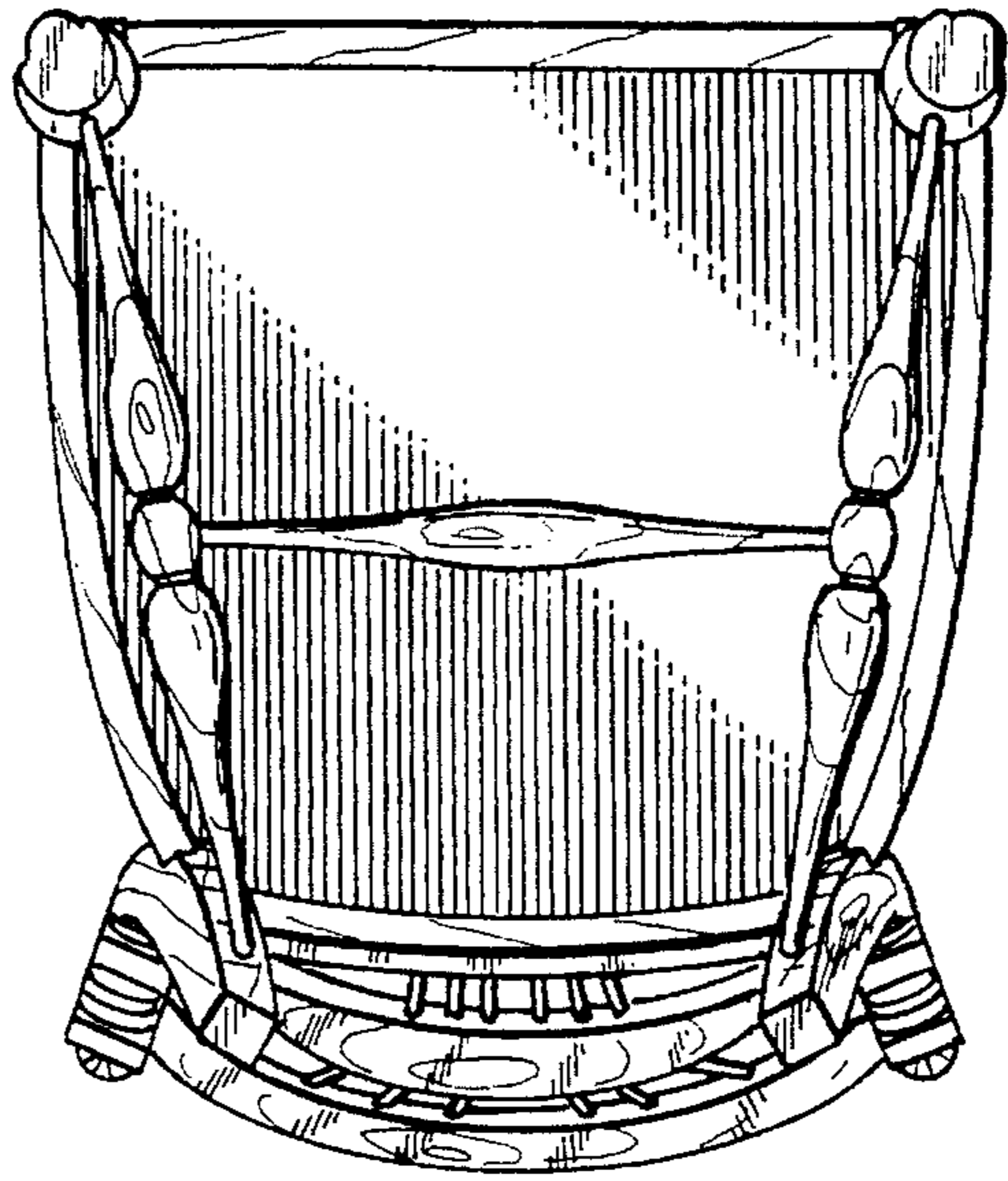


FIG. 5

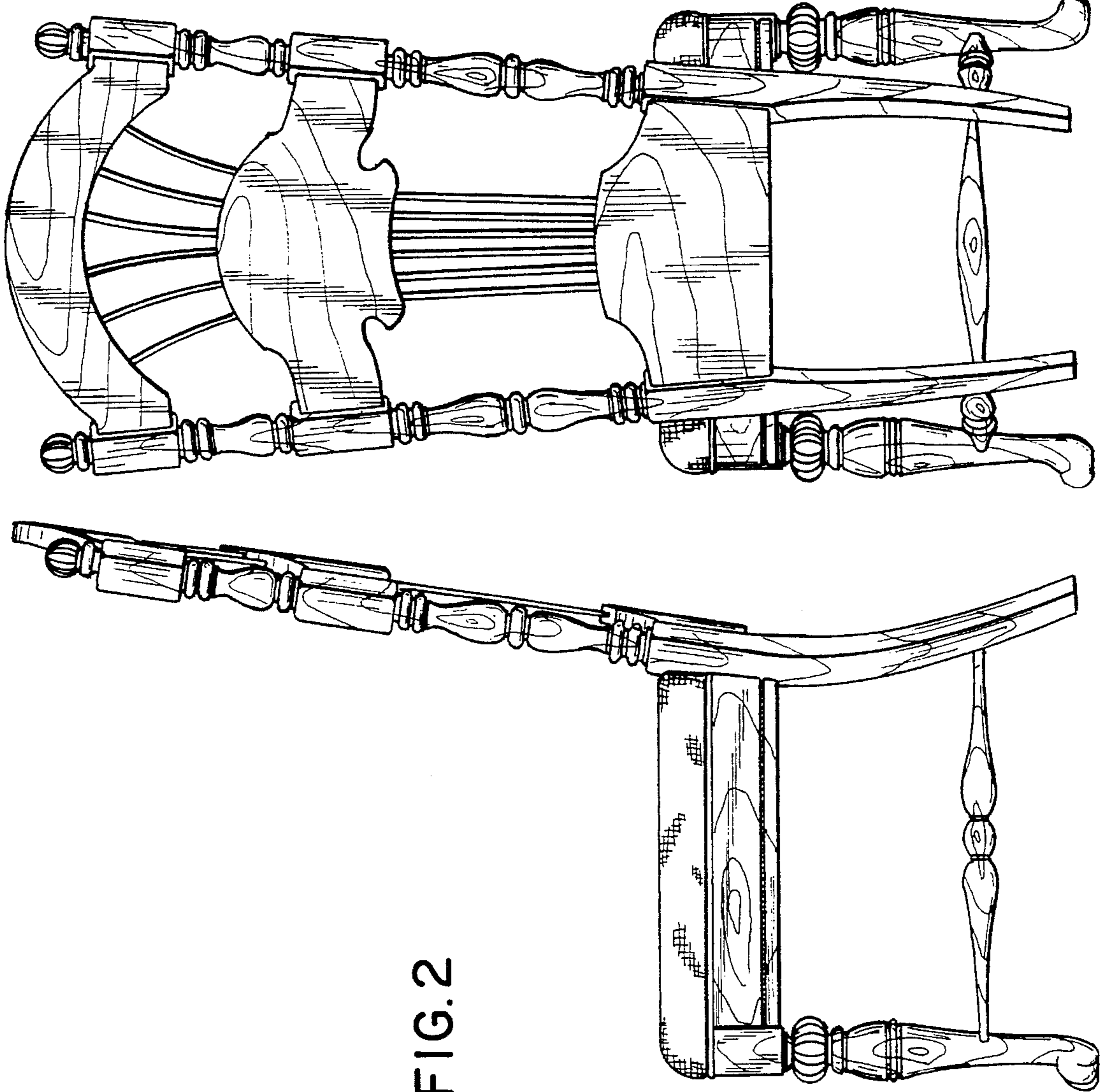


FIG. 2

FIG. 3