



US00D376478S

# United States Patent [19]

[11] Patent Number: **Des. 376,478**

Lagrange

[45] Date of Patent: **\*\*Dec. 17, 1996**

[54] **DECORATIVE ELEMENT FOR A BAG STRAP**

948,094 2/1910 Humphrey ..... 24/163 K X

### OTHER PUBLICATIONS

[76] Inventor: **Christian Lagrange**, 21668 Lougheed Hwy., Unit 44, Maple Ridge, BC, Canada, V2X 2S2

*Charms Cat.*, p. 1, "P Kitten Pendant or Charm" bottom right corner of page.

[\*\*] Term: **14 Years**

*Primary Examiner*—Louis S. Zarfes

*Assistant Examiner*—Monica A. Hannon

[21] Appl. No.: **38,129**

*Attorney, Agent, or Firm*—Harold H. Dutton, Jr.; W. Charles L. Jamison; Diane F. Liebman

[22] Filed: **Apr. 26, 1995**

[52] U.S. Cl. .... **D3/322**; D3/327; D3/318; D11/52; D11/223

### [57] CLAIM

[58] **Field of Search** ..... D3/201, 232, 318, D3/322, 327, 328; D21/163; 150/118, 120; D30/138, 139, 140; 24/163 K; D2/624, 631, 632; D11/52, 81, 82, 49, 48, 100, 223

The ornamental design for a decorative element for a bag strap, as shown.

### DESCRIPTION

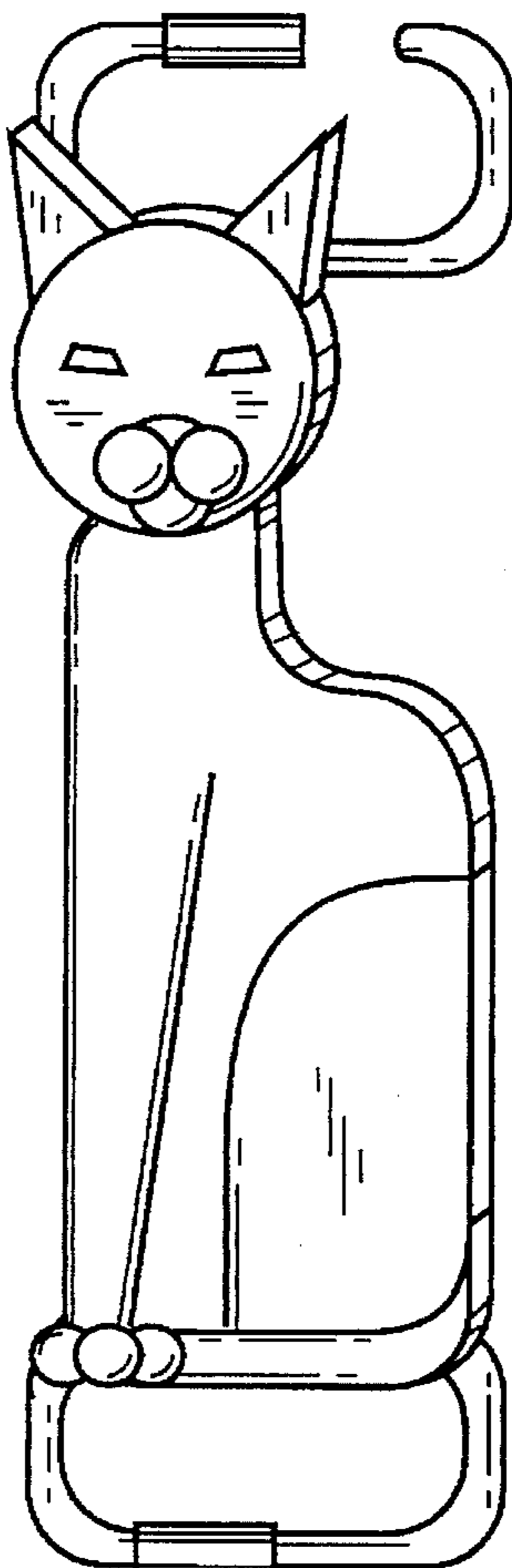
### [56] References Cited

#### U.S. PATENT DOCUMENTS

- D. 19,358 10/1889 Sanders ..... D2/631
- D. 23,829 12/1894 Greene ..... D11/52 X
- D. 119,756 4/1940 Katz ..... D11/52 X
- D. 149,925 6/1948 Aquilino ..... D11/52

FIG. 1 is a front perspective view of a decorative element for a bag strap showing my new design; FIG. 2 is a rear perspective view thereof; FIG. 3 is a left side view thereof; FIG. 4 is a right side view thereof; FIG. 5 is a top view thereof; and, FIG. 6 is a bottom view thereof.

**1 Claim, 2 Drawing Sheets**



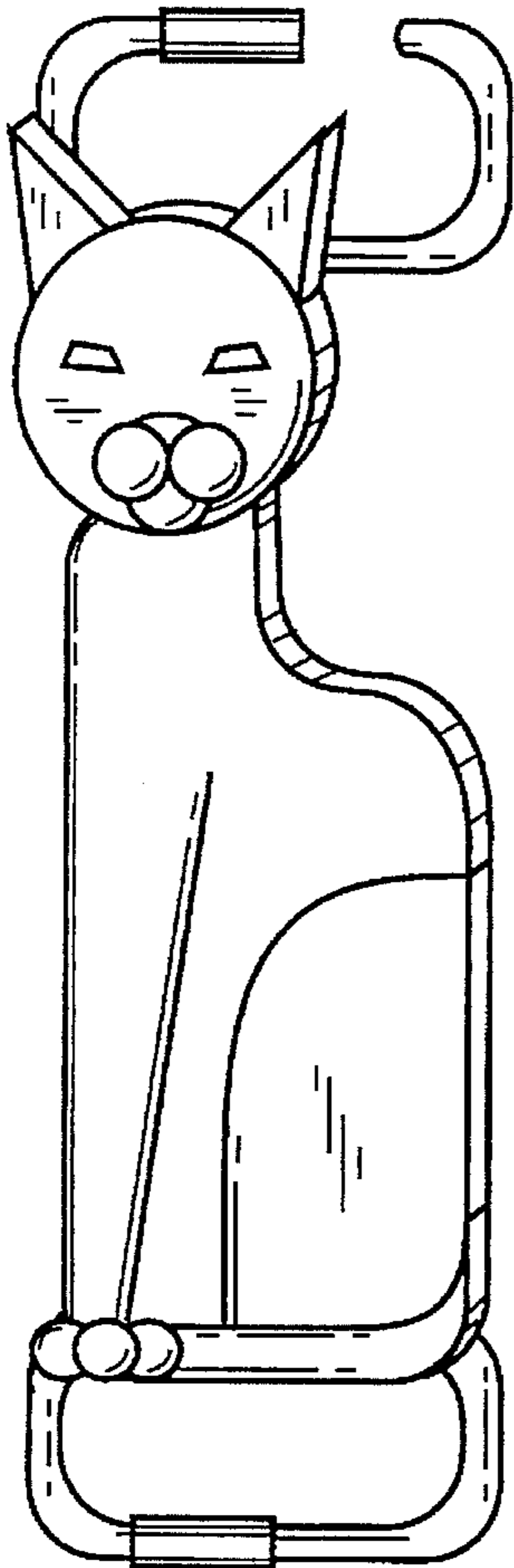
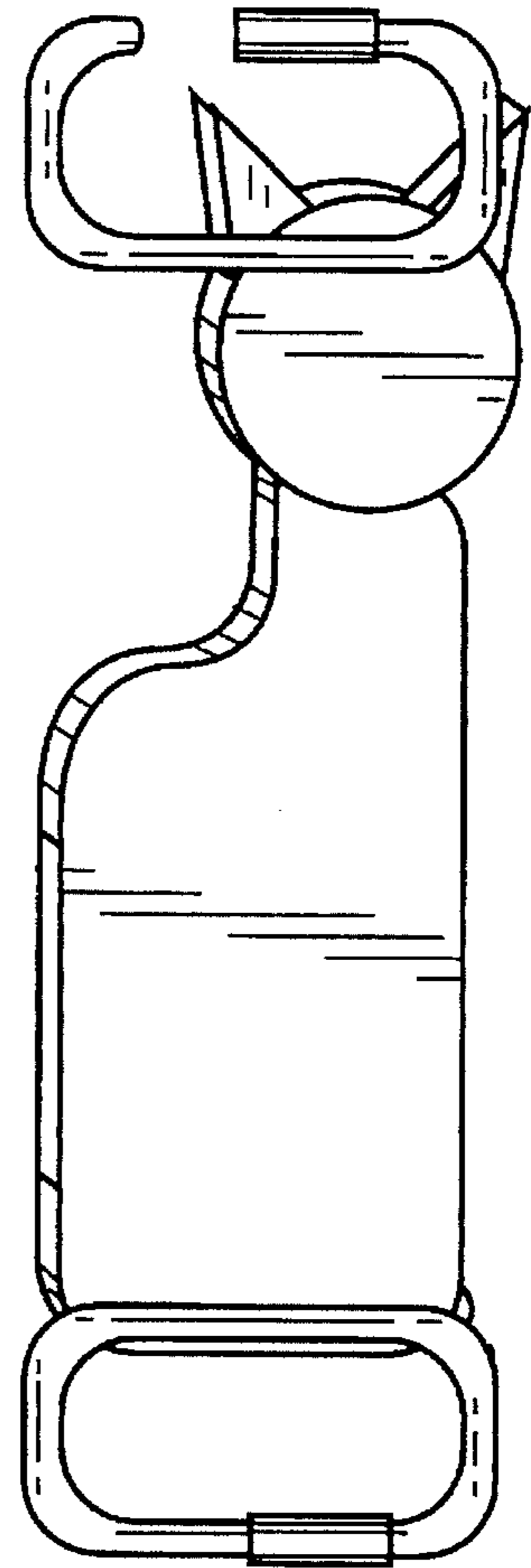


FIG. 1

FIG. 2



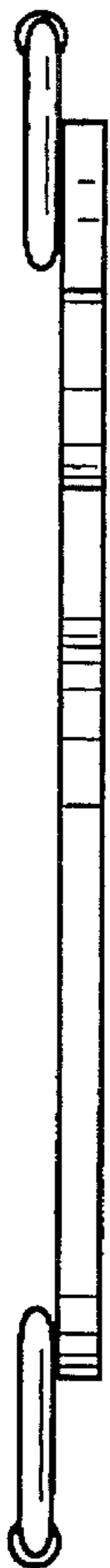


FIG. 3



FIG. 5

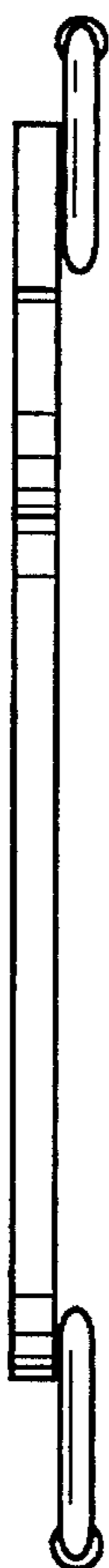


FIG. 4



FIG. 6