



US00D376466S

United States Patent [19]

Ricke et al.

[11] Patent Number: **Des. 376,466**

[45] Date of Patent: ****Dec. 17, 1996**

[54] **PIZZA CRUST**

[75] Inventors: **Roy R. Ricke**, Eagan, Minn.; **Connie K. Beisner**, Salina, Kans.

[73] Assignee: **Schwan's Sales Enterprises, Inc.**, Marshall, Minn.

[**] Term: **14 Years**

[21] Appl. No.: **14,226**

[22] Filed: **Oct. 15, 1993**

[52] U.S. Cl. **D1/124**

[58] Field of Search D1/130, 129, 128, D1/122, 124, 125, 199; 426/94, 138, 391, 283; D7/672

5,149,594 9/1992 Lewandowski et al. 426/503
 5,204,125 4/1993 Larsen 425/298
 5,256,432 10/1993 McDonald et al. 426/944

OTHER PUBLICATIONS

Family Circle Cooking (Illustrated—vol. 12), 1972, p. 1513, Pie crust.
 Baker's Review, Jun. 1952, p. 43, "Pastry Shell" on top of page.
 Good Housekeeping Illustrated Cookbook, 1989, Element A pizza crust.
 Good Housekeeping Illustrated Cookbook, 1989, Element B crust.

Primary Examiner—Susan J. Lucas
Assistant Examiner—Pamela Burgess
Attorney, Agent, or Firm—Merchant, Gould, Smith, Edell, Welter & Schmidt, P.A.

[56] References Cited

U.S. PATENT DOCUMENTS

D. 96,225	7/1935	Brennan	D1/129
D. 179,098	10/1956	Smith	D1/129 X
D. 234,233	2/1975	Silvestri	D1/124
D. 300,381	3/1989	Cutone	D1/129
1,270,875	7/1918	Rodman	.	
1,511,878	10/1924	Gargay	426/95
1,578,761	3/1926	Rondolin	.	
3,203,368	8/1965	Cooper et al.	107/15
3,379,141	4/1968	Groth	107/4
3,482,992	12/1969	Benson	426/944
4,020,184	4/1977	Chesner	426/944
4,303,677	12/1981	DeAcetis	427/27
4,551,337	11/1985	Schmit et al.	426/94
4,606,923	8/1986	Ricke	426/496
4,842,882	6/1989	Paulucci	426/439
5,074,778	12/1991	Betts, Jr. et al.	425/394

[57] CLAIM

The ornamental design for pizza crust, as shown and described.

DESCRIPTION

FIG. 1 is a perspective view of a pizza crust showing our new design;
 FIG. 2 is a top view thereof;
 FIG. 3 is a front elevational view, the rear elevational view being a mirrage image thereof;
 FIG. 4 is a right side elevational view, the left side being a mirror image thereof; and,
 FIG. 5 is a bottom view.

1 Claim, 2 Drawing Sheets

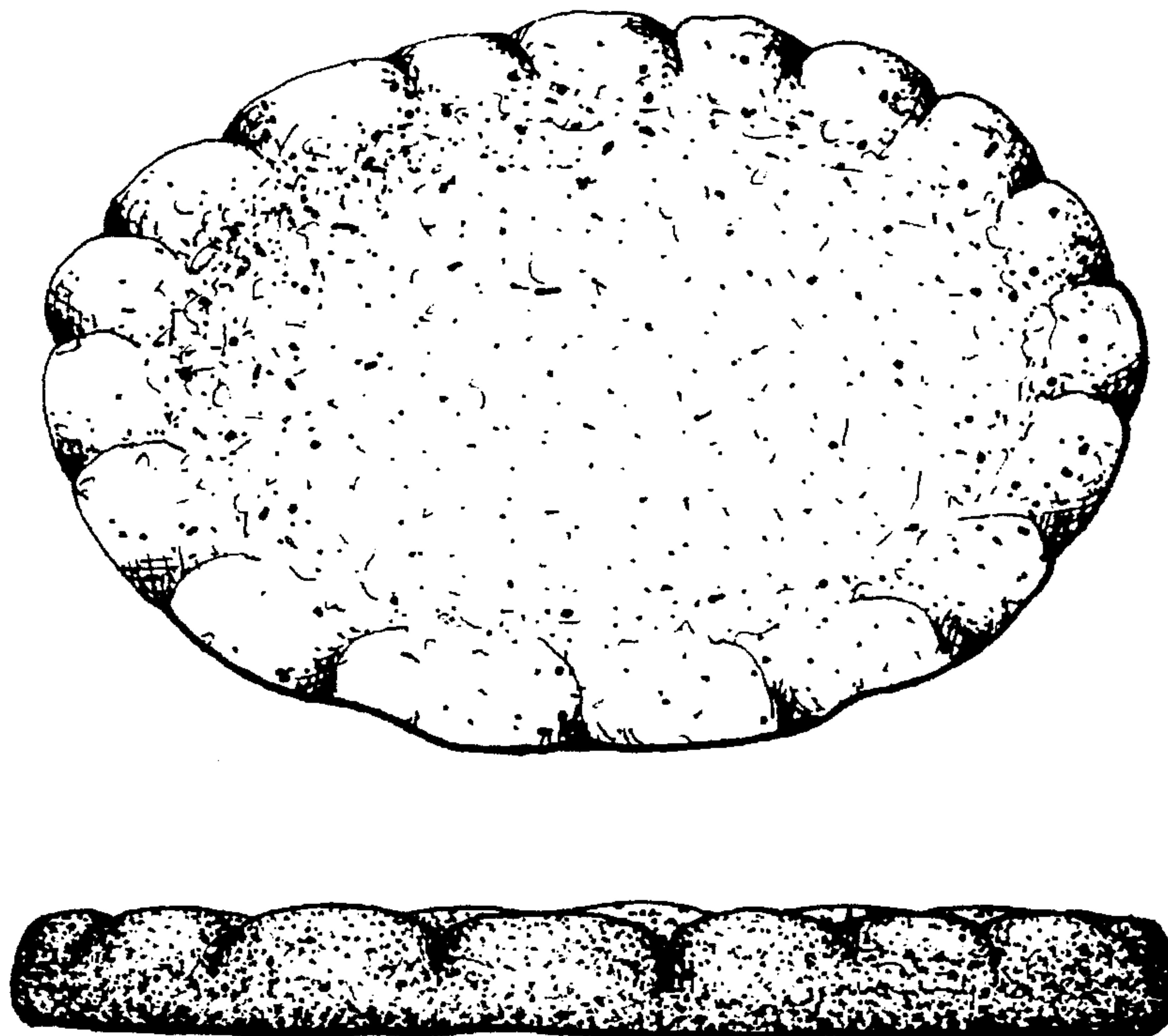


FIG. 1




FIG. 2




FIG. 3



FIG. 4



FIG. 5

