



US00D376457S

United States Patent [19] Hill

[11] **Patent Number:** **Des. 376,457**
[45] **Date of Patent:** ****Dec. 10, 1996**

[54] **COMBINATION MULTI-PURPOSE BAG AND REFUSE LINER FRAME**

4,407,474 10/1983 Swenson 248/97
5,350,142 9/1994 Kurtman et al. 248/99

[76] Inventor: **Susan E. Hill**, 3087 Meadowvale Ct.,
Grand Junction, Colo. 81504

Primary Examiner—A. Hugo Word
Assistant Examiner—Robin V. Taylor
Attorney, Agent, or Firm—Henry S. Miller; David L. Baker;
Rhodes & Ascolillo

[**] Term: **14 Years**

[21] Appl. No.: **44,126**

[57] **CLAIM**

[22] Filed: **Sep. 18, 1995**

The ornamental design for a combination multi-purpose bag and refuse liner frame, as shown and described.

[52] U.S. Cl. **D34/6**

[58] **Field of Search** D34/1, 5-7, 10,
D34/11; D6/416, 455; 211/12; 220/404;
248/95, 97, 99

DESCRIPTION


[56] **References Cited**

U.S. PATENT DOCUMENTS

D. 142,286	8/1945	Mayer	D34/5
D. 233,402	10/1974	Kane	D34/6
D. 299,575	1/1989	DiFrank	D34/6
D. 321,135	10/1991	Bedell et al.	D34/5
3,737,129	6/1973	Foster	D34/1

FIG. 1 is a perspective view of a combination multi-purpose bag and refuse liner frame showing my new design therefor; FIG. 2 is a front elevational view, the rear elevational view being a mirror-image thereof; FIG. 3 is a right-side elevational view, the left-side elevational view being a mirror-image thereof; FIG. 4 is a top plan view; and, FIG. 5 is a bottom plan view.

1 Claim, 2 Drawing Sheets






FIG. 1

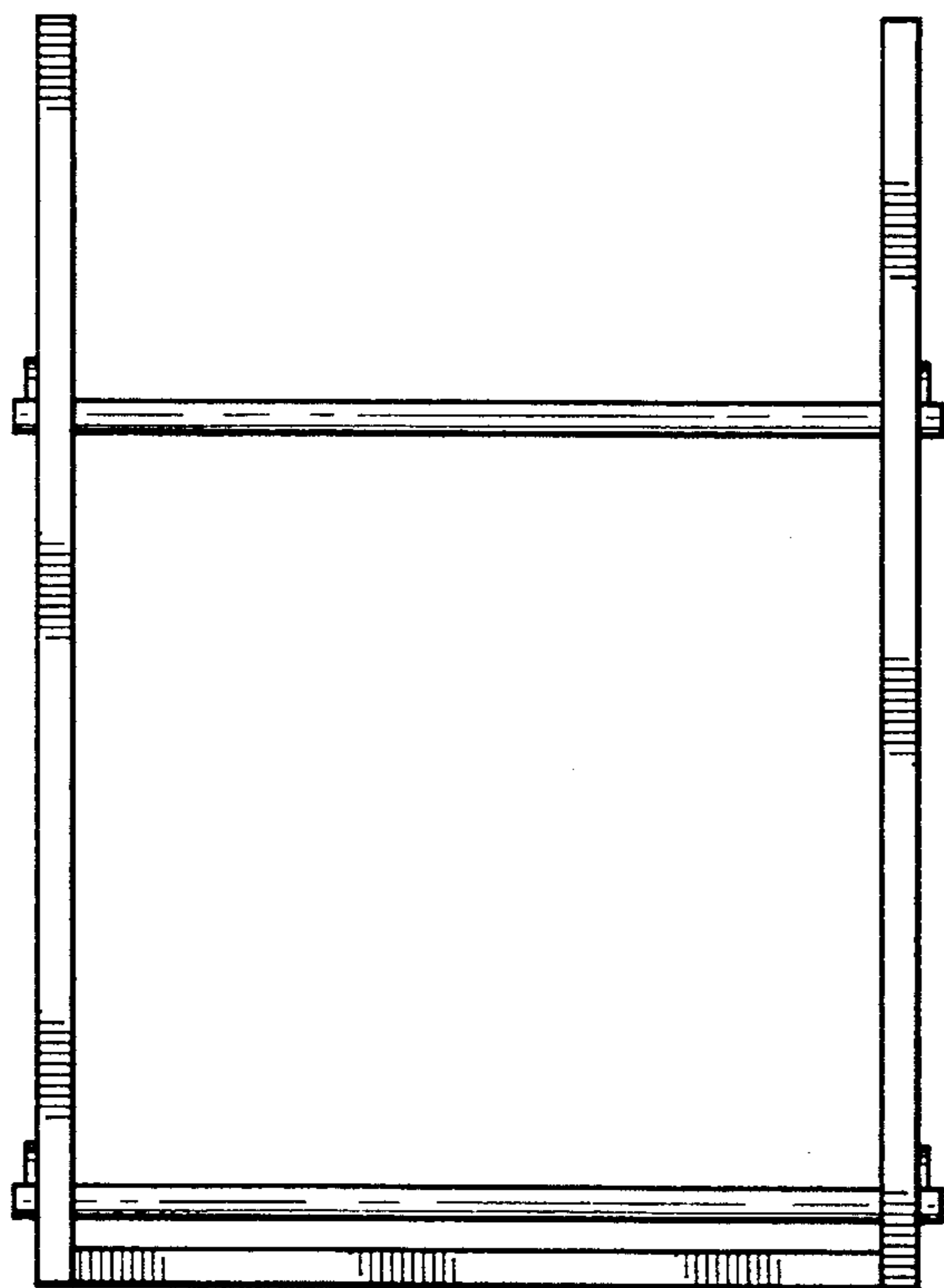


FIG. 2

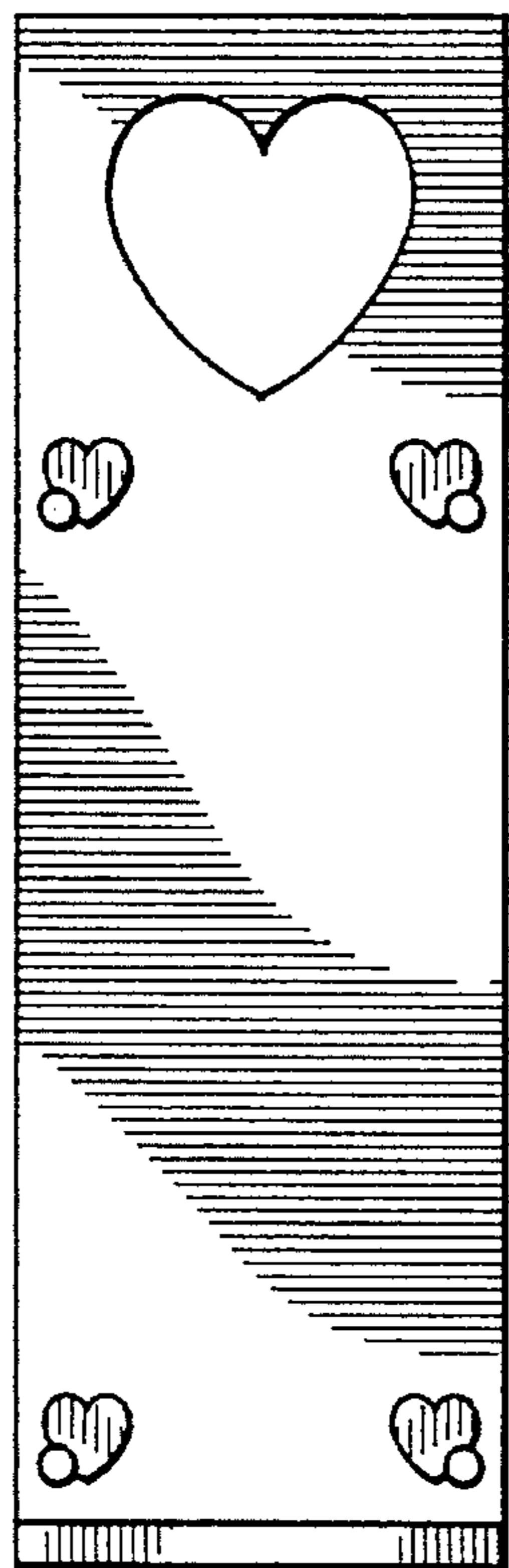


FIG. 3

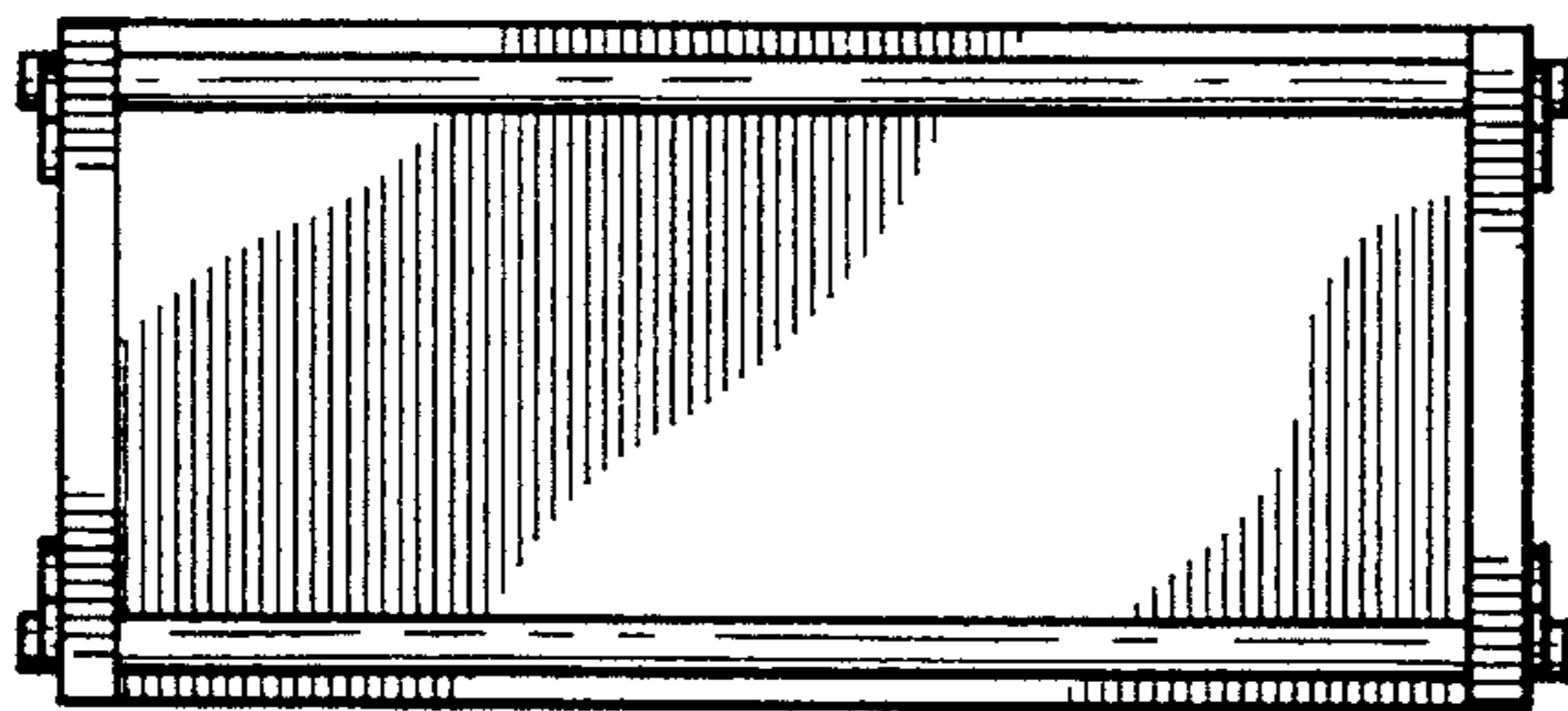


FIG. 4

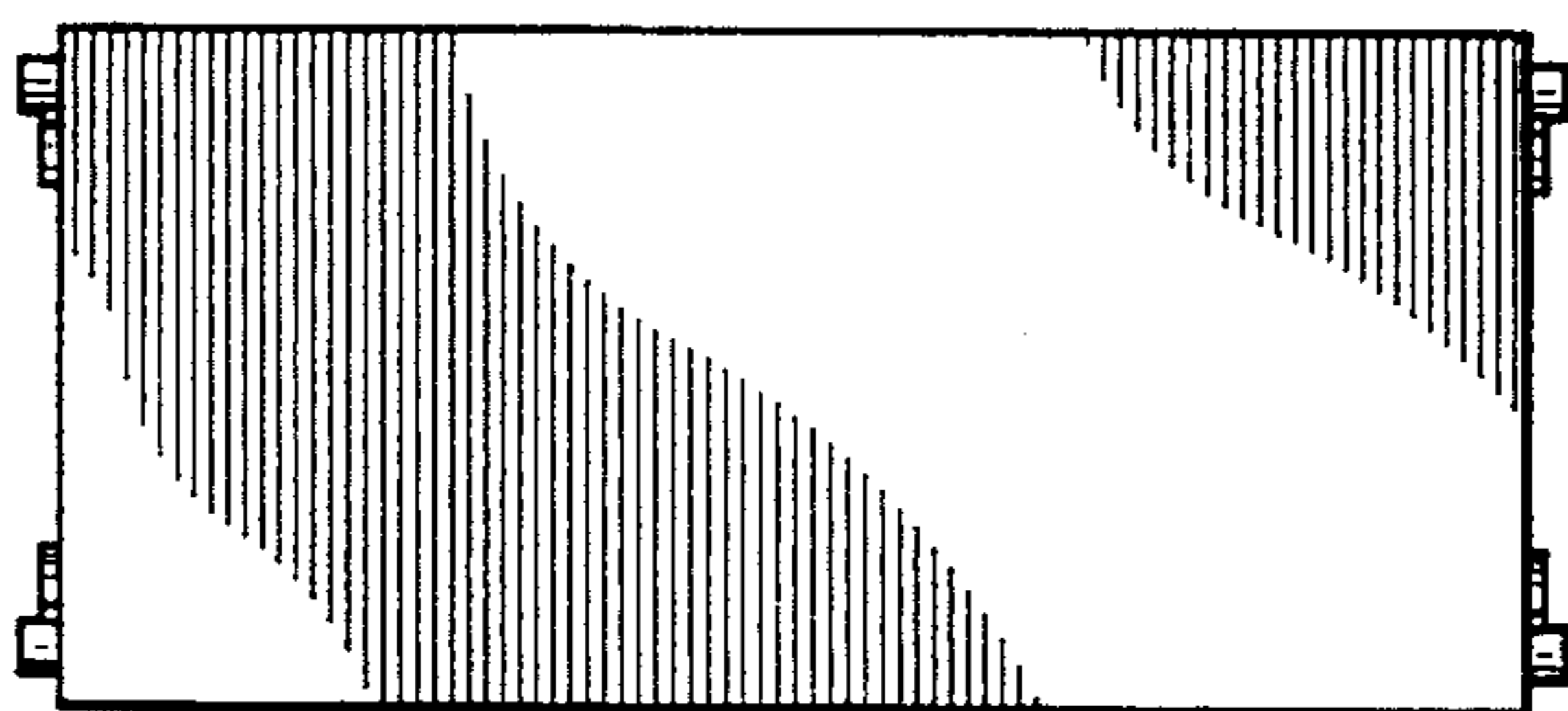


FIG. 5