



US00D376445S

United States Patent [19]

[11] Patent Number: **Des. 376,445**

Driggers

[45] Date of Patent: ****Dec. 10, 1996**

[54] **MITT FOR PAINT**

[75] Inventor: **Susan G. Driggers**, Lilburn, Ga.

[73] Assignee: **Plaid Enterprises, Inc.**, Norcross, Ga.

[**] Term: **14 Years**

4,523,348	6/1985	Petrie	2/158 X
4,587,673	5/1986	Boliard	2/159 X
4,670,930	6/1987	Lu	2/158 X
4,953,250	9/1990	Brown	15/104.94
4,996,735	3/1991	Blankenship .	
5,127,976	7/1992	McLeish et al. .	
5,134,746	8/1992	William	2/158 X

[21] Appl. No.: **49,195**

[22] Filed: **Jan. 19, 1996**

[52] U.S. Cl. **D29/118; D2/622**

[58] Field of Search D2/610, 611, 622;
D29/100, 113, 114, 116, 118, 117, 119;
2/158, 159, 161.3, 161.6, 161.8; 15/104.94,
227; D4/103, 114, 116, 119, 137

[56] **References Cited**

U.S. PATENT DOCUMENTS

D. 303,725	9/1989	Roiko et al.	D29/113 X
1,569,854	1/1926	Doerr	D29/118 X
1,822,010	9/1931	Cecil	2/161.6
2,498,980	2/1950	Bowling et al. .	
2,505,409	4/1950	Kirchner	2/158 X
2,863,245	12/1958	Knapp, Jr. .	
2,937,378	5/1960	Mackay et al.	D29/118 X
3,176,338	4/1965	Hamburger .	
3,648,652	3/1972	Katzman et al. .	
3,701,604	10/1972	Holroyd .	
3,883,897	5/1975	Lefkowitz et al. .	
3,885,249	5/1975	De Brabander	2/158 X

OTHER PUBLICATIONS

Brochure describing "Duramitt", Advanced Mittworks, Inc.; believed to be published prior to Jan. 19, 1995.

Primary Examiner—Paula A. Mortimer
Attorney, Agent, or Firm—Louis T. Isaf, P.C.


[57] CLAIM

The ornamental design for a mitt for paint, as shown and described.

DESCRIPTION

FIG. 1 is a perspective view of a mitt for paint, showing my new design;
FIG. 2 is a right side elevational view thereof;
FIG. 3 is a left side elevational view thereof;
FIG. 4 is a front elevational view thereof;
FIG. 5 is a rear elevational view thereof;
FIG. 6 is a bottom plan view thereof; and,
FIG. 7 is a top plan view thereof.

1 Claim, 1 Drawing Sheet



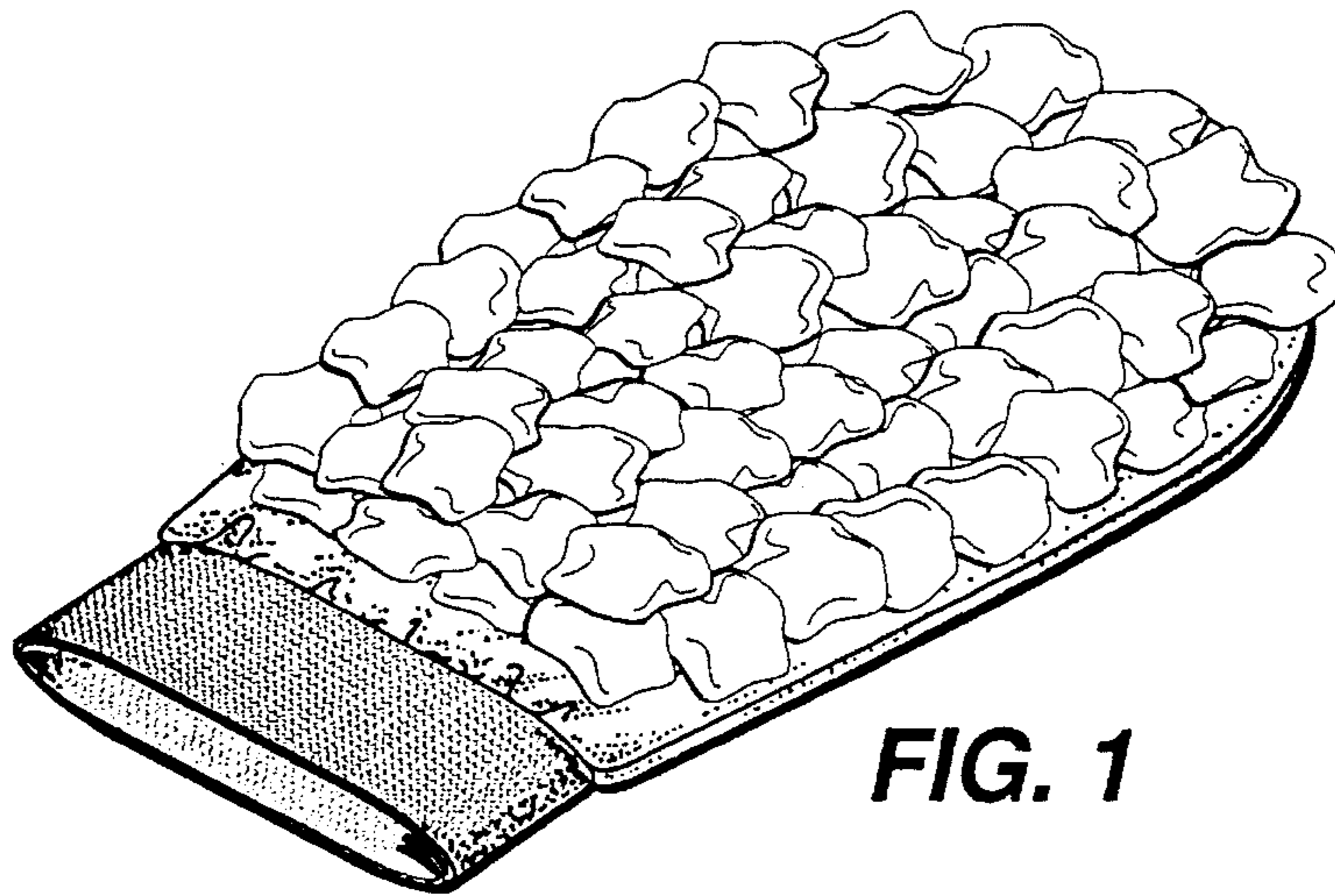


FIG. 1




FIG. 2

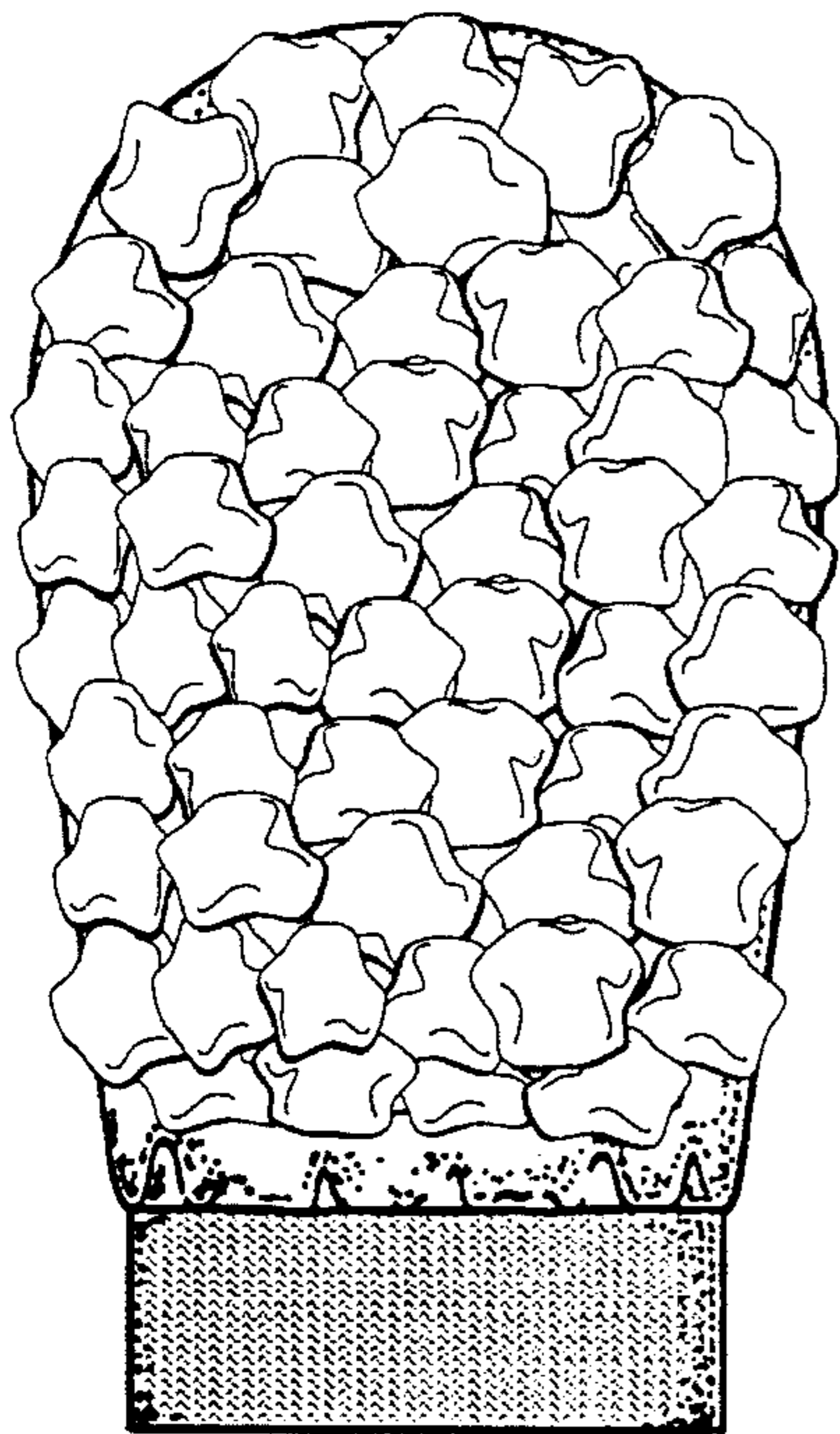


FIG. 4

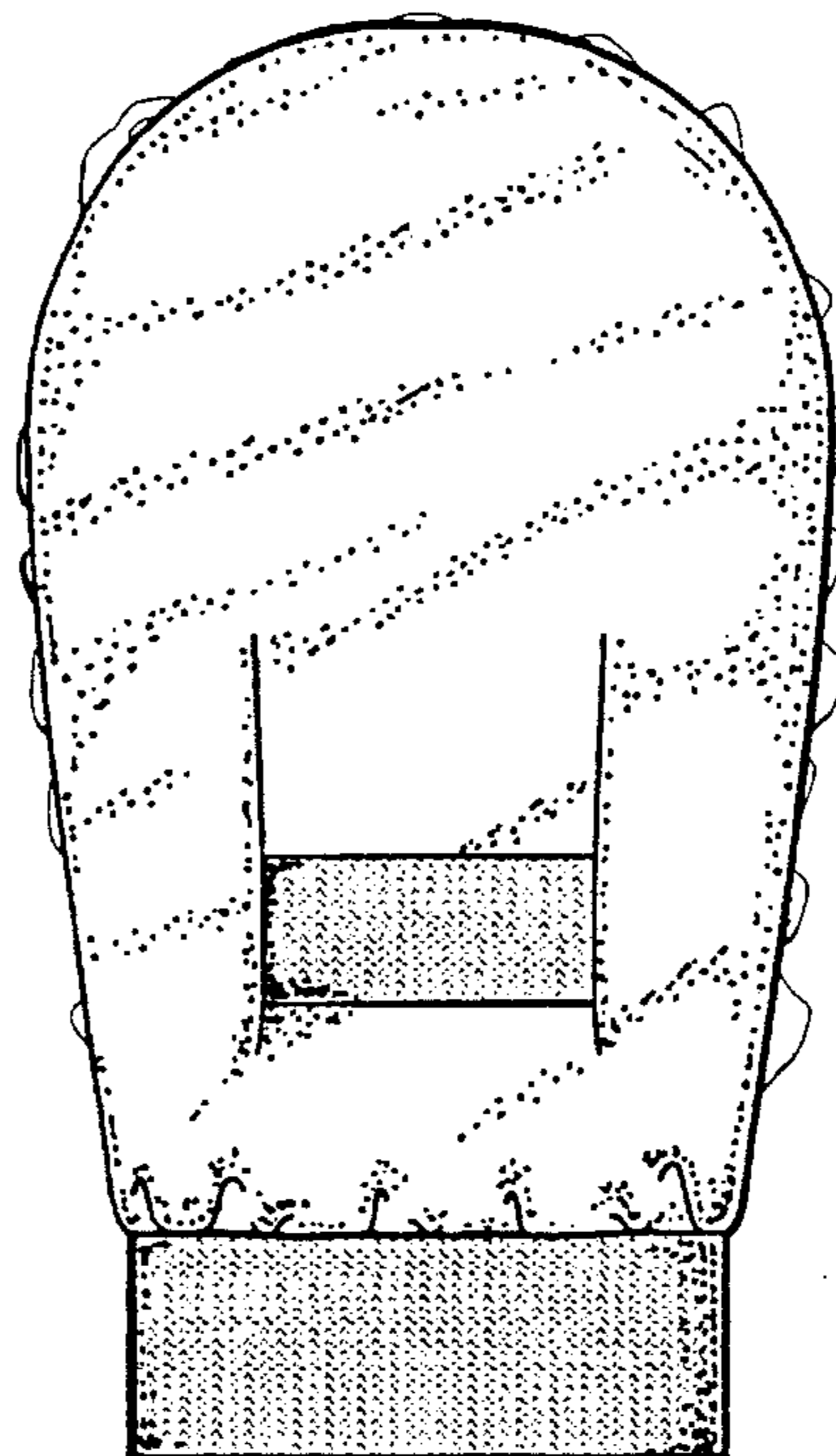


FIG. 5

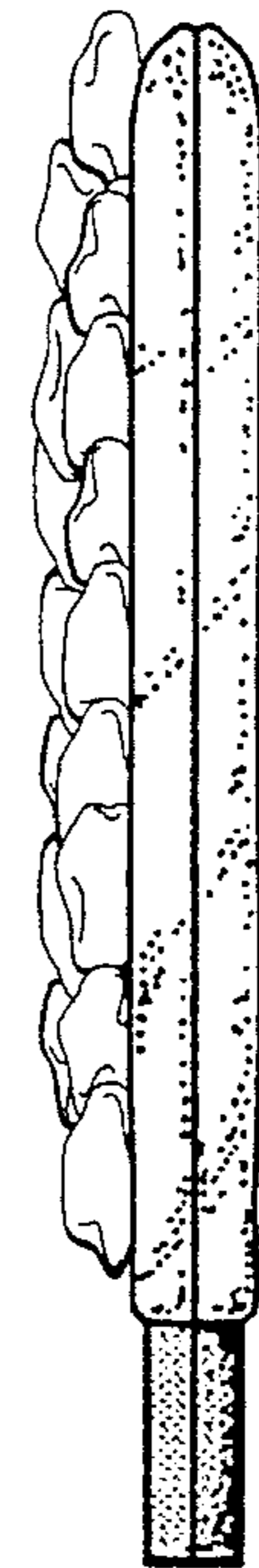


FIG. 3



FIG. 6



FIG. 7