



US00D376437S

United States Patent [19]

Karlo et al.

[11] Patent Number: Des. 376,437

[45] Date of Patent: **Dec. 10, 1996

[54] RECREATIONAL VEHICLE LIGHT
FIXTURE

3,792,250 2/1974 Kilbourn et al. 240/7.1
4,157,585 6/1979 Freeman 362/248

[75] Inventors: Lawrence Karlo, Battle Creek; Jeffrey
L. Cornell, Coldwater; Eugene L.
Kilbourn, Marshall; Thomas H.
Phlipot, Jackson, all of Mich.

FOREIGN PATENT DOCUMENTS

727330 3/1955 United Kingdom .

Primary Examiner—Marcus A. Jackson
Attorney, Agent, or Firm—Beaman & Beaman

[73] Assignee: Progressive Dynamics, Inc., Marshall,
Mich.

[57] CLAIM

[**] Term: 14 Years

The ornamental design for a recreational vehicle light fixture, as shown and described.

[21] Appl. No.: 38,987

DESCRIPTION

[22] Filed: May 18, 1995

[52] U.S. Cl. D26/28

[58] Field of Search D26/28-36, 72,
D26/80, 92; 362/61, 74, 329, 336, 362,
364, 372, 363, 404, 432

FIG. 1 is a bottom view of a recreational vehicle light fixture showing our new design;

FIG. 2 is a side elevational view thereof, the opposite side being a mirror image thereof;

FIG. 3 is an end elevational view of FIG. 2 as taken from the right end thereof;

FIG. 4 is an end elevational view as taken from the left end of FIG. 2;

FIG. 5 is a bottom plan view of a second embodiment thereof;

FIG. 6 is a side elevational view of the embodiment of FIG. 5, the opposite side being identical thereto, and

FIG. 7 is an end elevational view of the embodiment of FIG. 6, both ends thereof being identical.

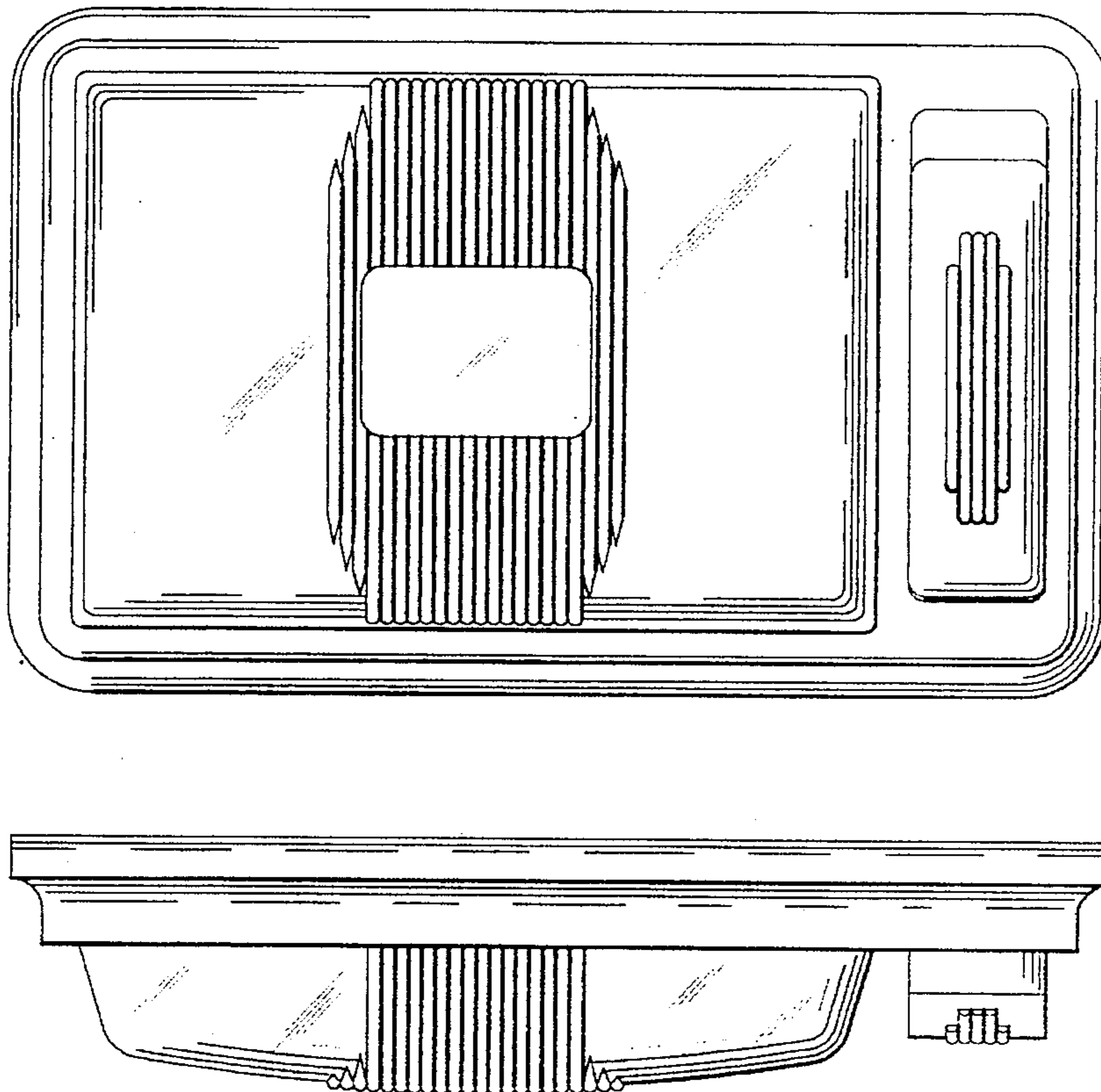
The rear of the light fixture is plain and unornamented.

[56] References Cited

U.S. PATENT DOCUMENTS

D. 221,351	8/1971	Remington	D48/32
D. 315,216	3/1991	Kelley et al.	D26/28
D. 324,111	2/1992	Arbisi	D26/28
D. 326,926	6/1992	Stephenson et al.	D26/74
D. 335,191	4/1993	Morgan	D26/28
D. 349,581	8/1994	Kapp	D26/28
D. 360,042	7/1995	Taylor et al.	D26/28
D. 363,999	11/1995	Taylor et al.	D26/28
1,235,752	8/1917	Ames, Jr.		

1 Claim, 2 Drawing Sheets



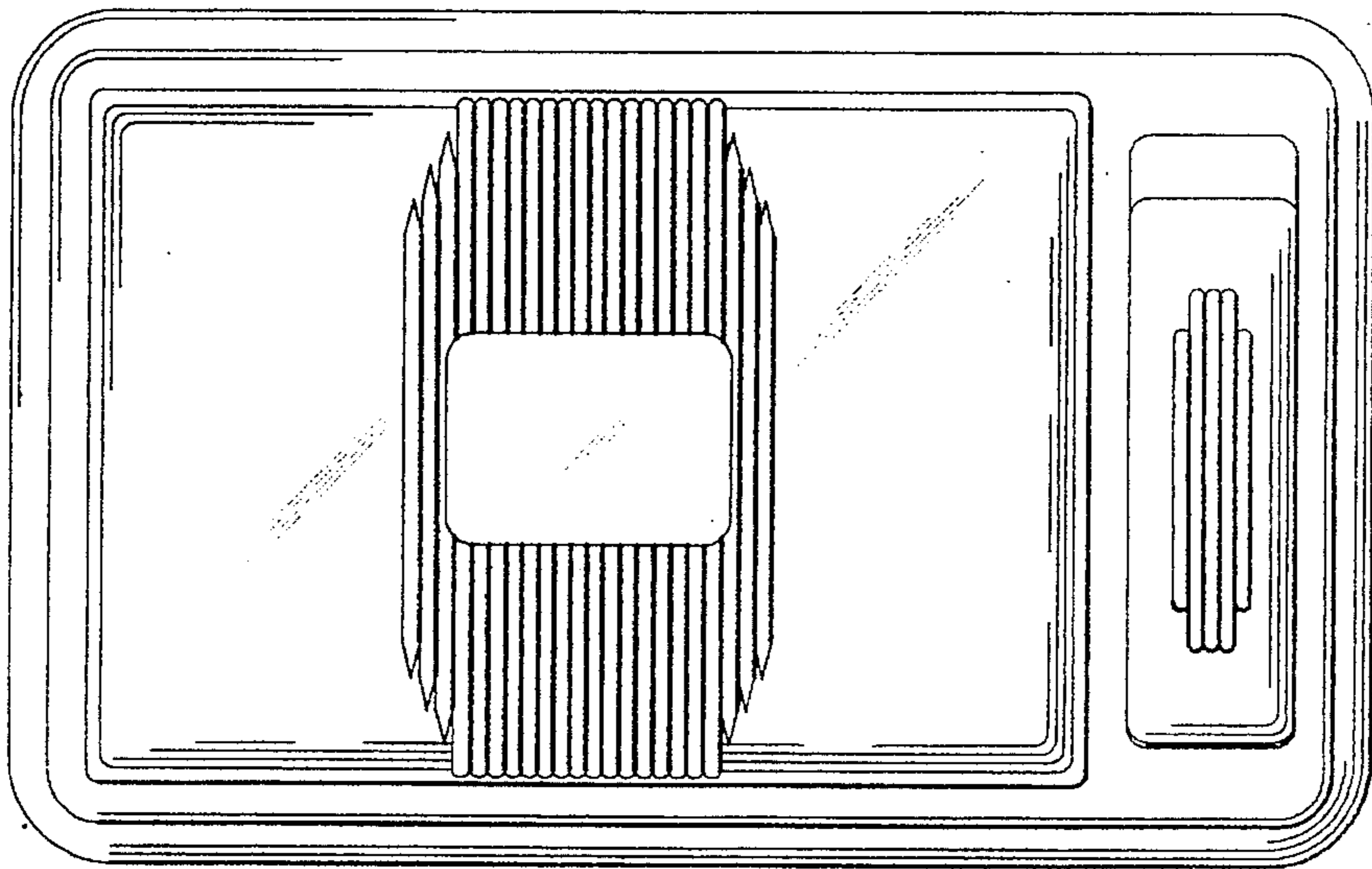


FIG. 1

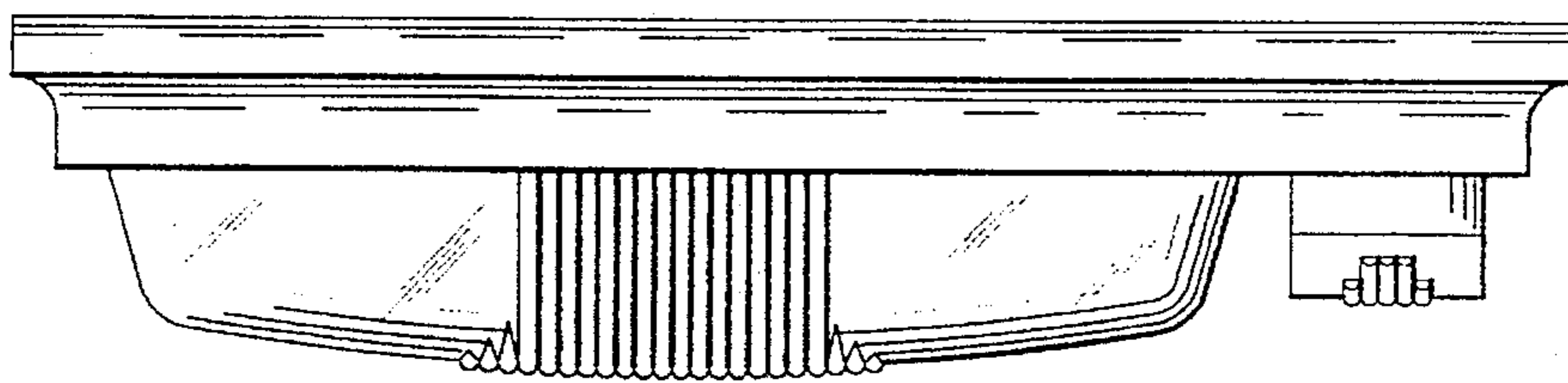


FIG. 2

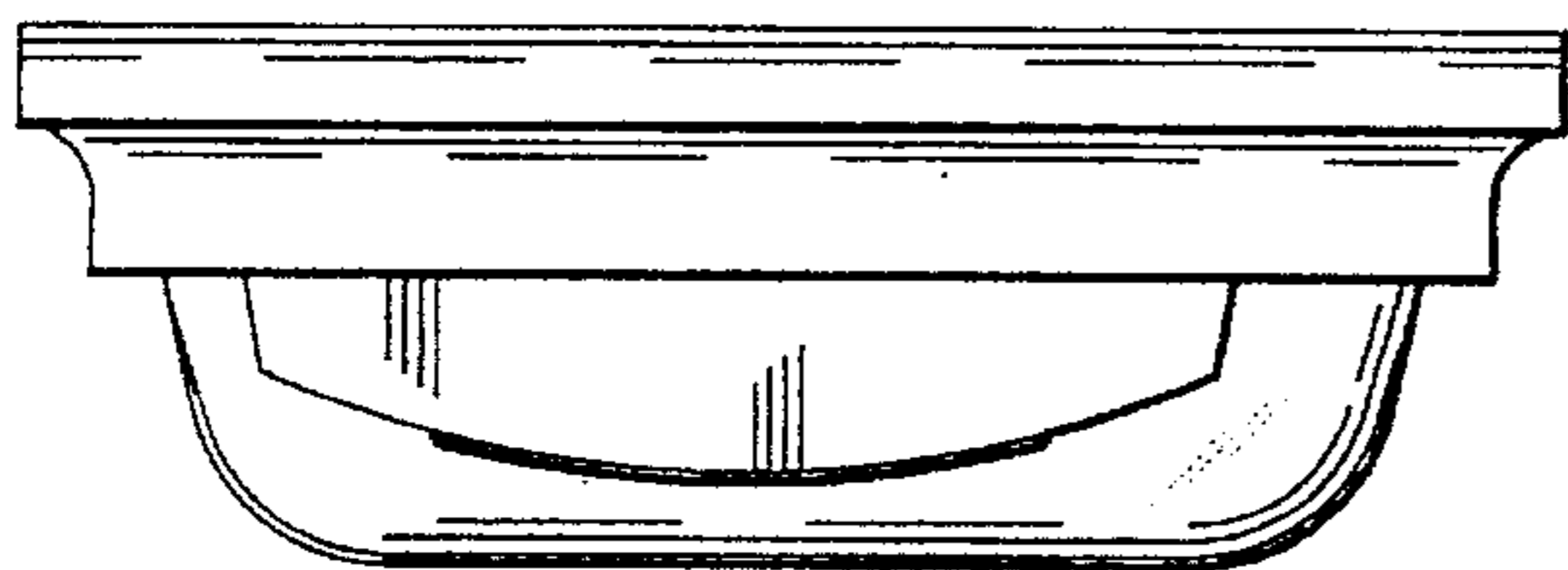


FIG. 3




FIG. 4

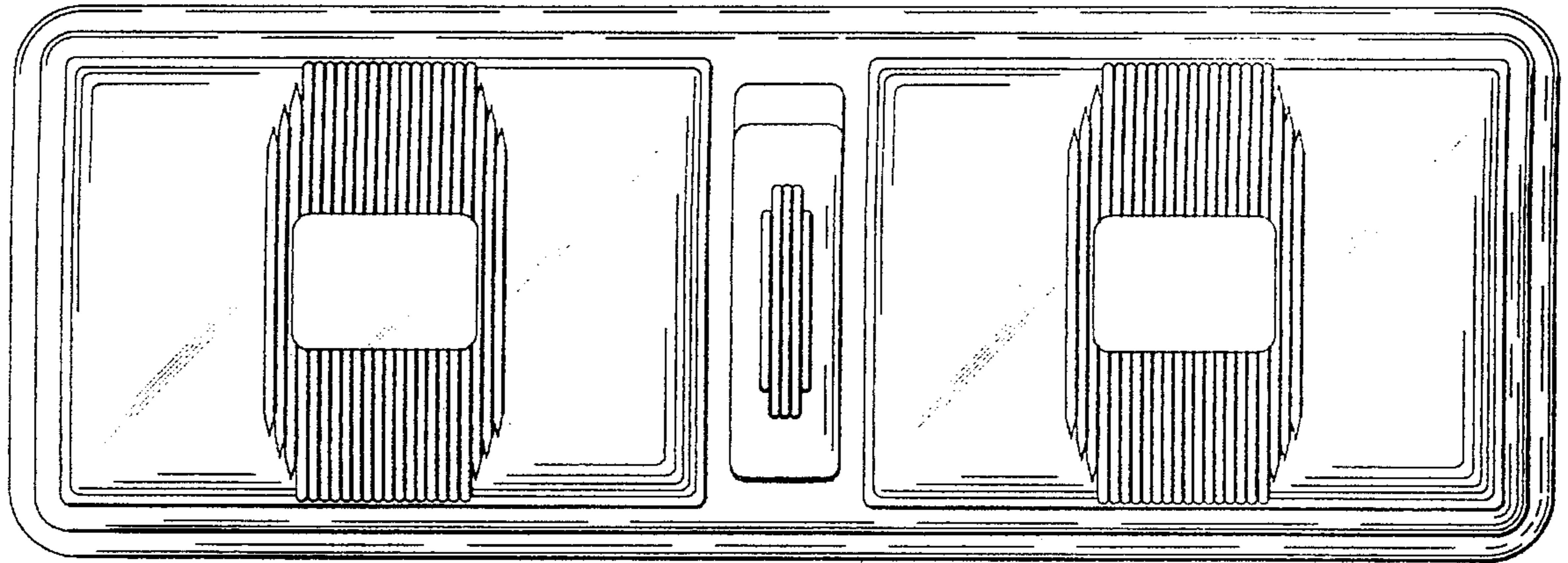


FIG. 5

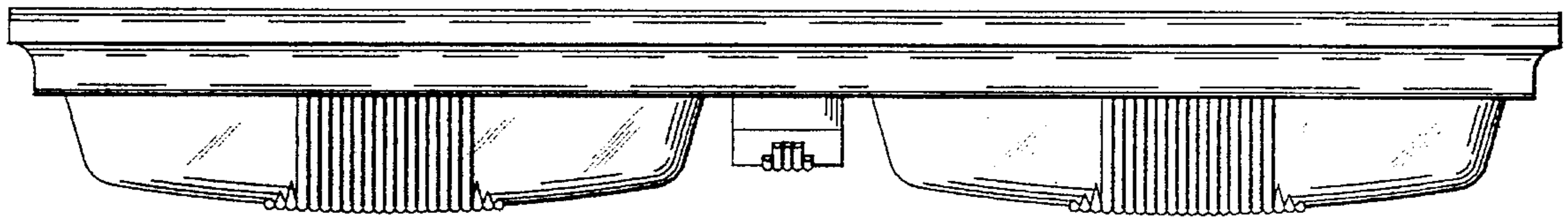


FIG. 6




FIG. 7