



US00D376408S

United States Patent [19]

[11] Patent Number: **Des. 376,408**

Smith et al.

[45] Date of Patent: ****Dec. 10, 1996**

[54] ARTIFICIAL FISHING LURE

[76] Inventors: **Donald L. Smith**, deceased, late of Visalia, Calif.; by **Evelyn B. S. Bradley, executrix**, 4701 S. Mooney Blvd., Visalia, Calif. 93277

[**] Term: **14 Years**

[21] Appl. No.: **36,637**

[22] Filed: **Mar. 23, 1995**

[52] U.S. Cl. **D22/129**

[58] Field of Search D22/126-133;
43/42.5, 42.18, 42.35, 42.36, 42.48, 42.2,
42.45, 42.51, 42.11, 42.13

[56] References Cited

U.S. PATENT DOCUMENTS

D. 162,018	2/1951	Finberg	D22/126
1,723,193	8/1929	McLaughlin	43/42.45
1,777,004	9/1930	Lemere et al. .	
1,855,097	4/1932	Chamberlaine et al. .	
2,239,802	4/1941	Westby .	
2,281,480	4/1942	Clark	43/42.13
2,757,477	8/1956	Kite	43/42.48
2,965,997	12/1960	Leonard	43/42.48
3,055,138	9/1962	Mutti	43/42.5
3,081,573	3/1963	Mutti	43/42.51
3,363,358	1/1968	Johansson	43/42.18

3,771,251	11/1973	Stamy	43/42.5 X
4,122,624	10/1978	Smith	43/42.5 X
4,164,826	8/1979	Metzler et al.	43/42.05
4,667,434	5/1987	Newell	43/42.47

Primary Examiner—Doris V. Coles
Attorney, Agent, or Firm—Merchant, Gould, Smith, Edell, Welter & Schmidt, P.A.

[57] CLAIM

The ornamental design for an artificial fishing lure, as shown and described.

DESCRIPTION

FIG. 1 is a perspective view of an artificial fishing lure according to the principles of the present invention; FIG. 2 is a top plan view of the artificial fishing lure shown in FIG. 1; FIG. 3 is a bottom plan view of the artificial fishing lure shown in FIG. 1; FIG. 4 is a right side elevation view of the artificial fishing lure shown in FIG. 1; FIG. 5 is a left side elevational view of the artificial fishing lure shown in FIG. 1; FIG. 6 is a front elevational view of the artificial fishing lure shown in FIG. 1; and, FIG. 7 is a rear elevational view of the artificial fishing lure shown in FIG. 1.

1 Claim, 2 Drawing Sheets

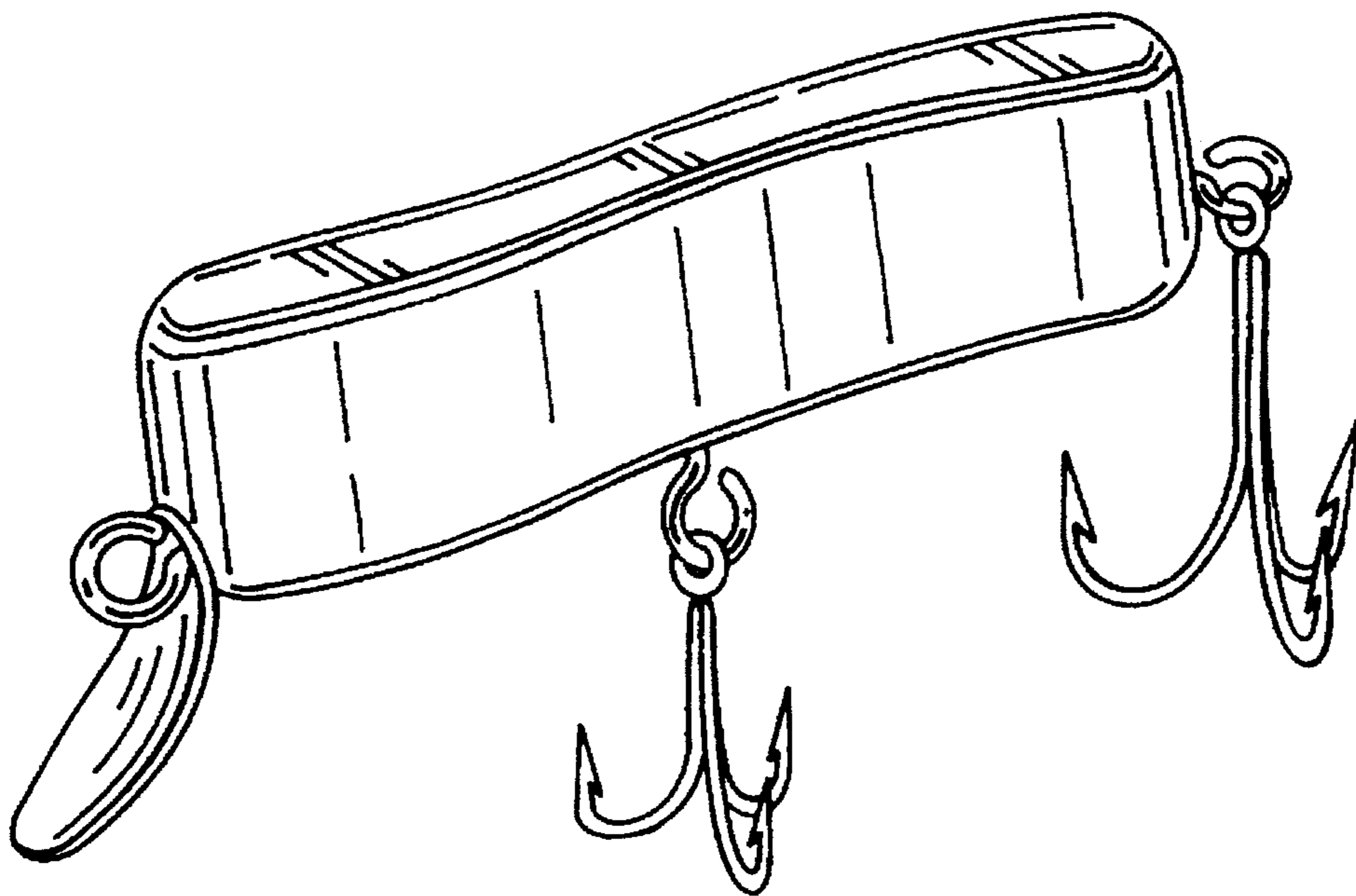


FIG. 1

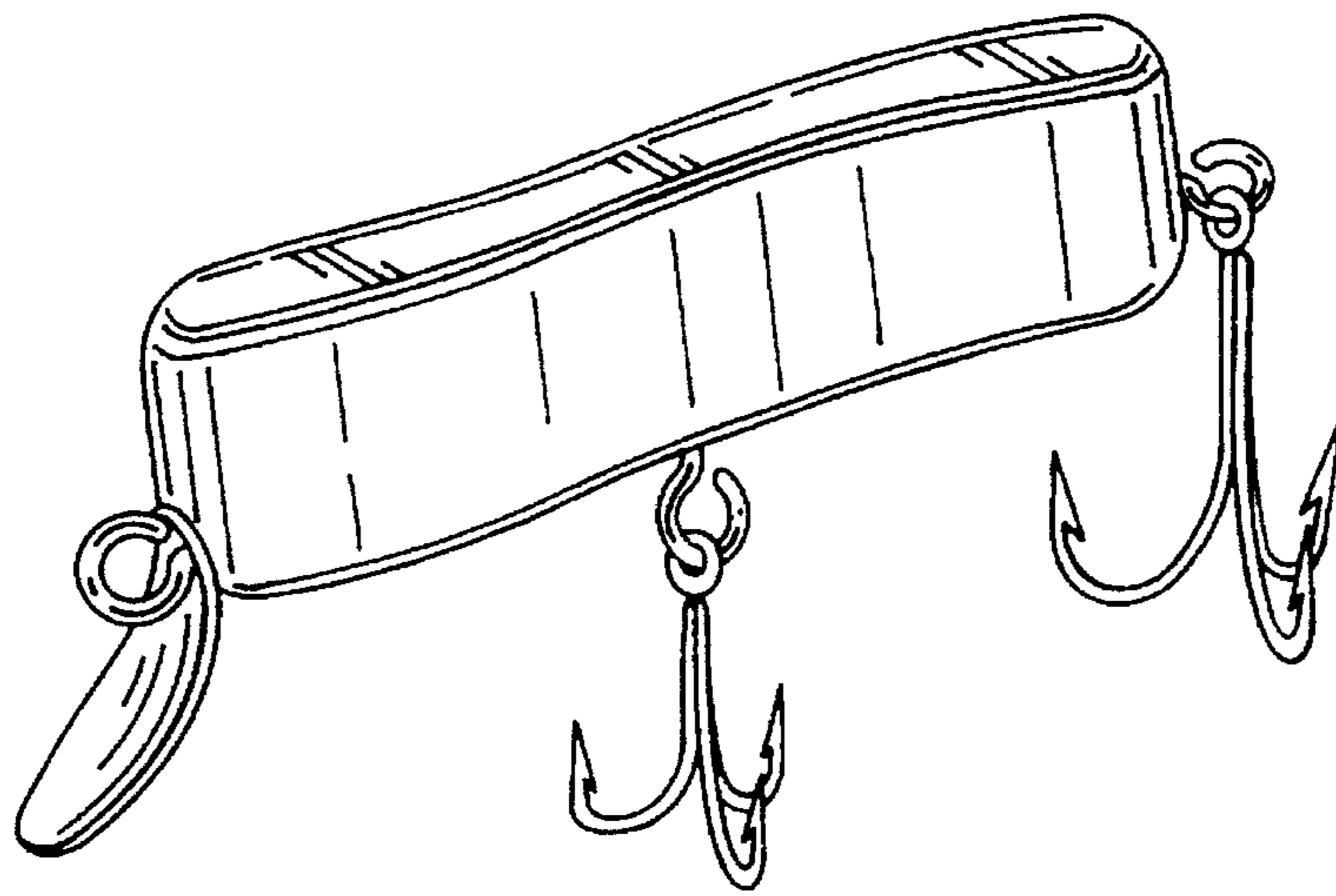


FIG. 6

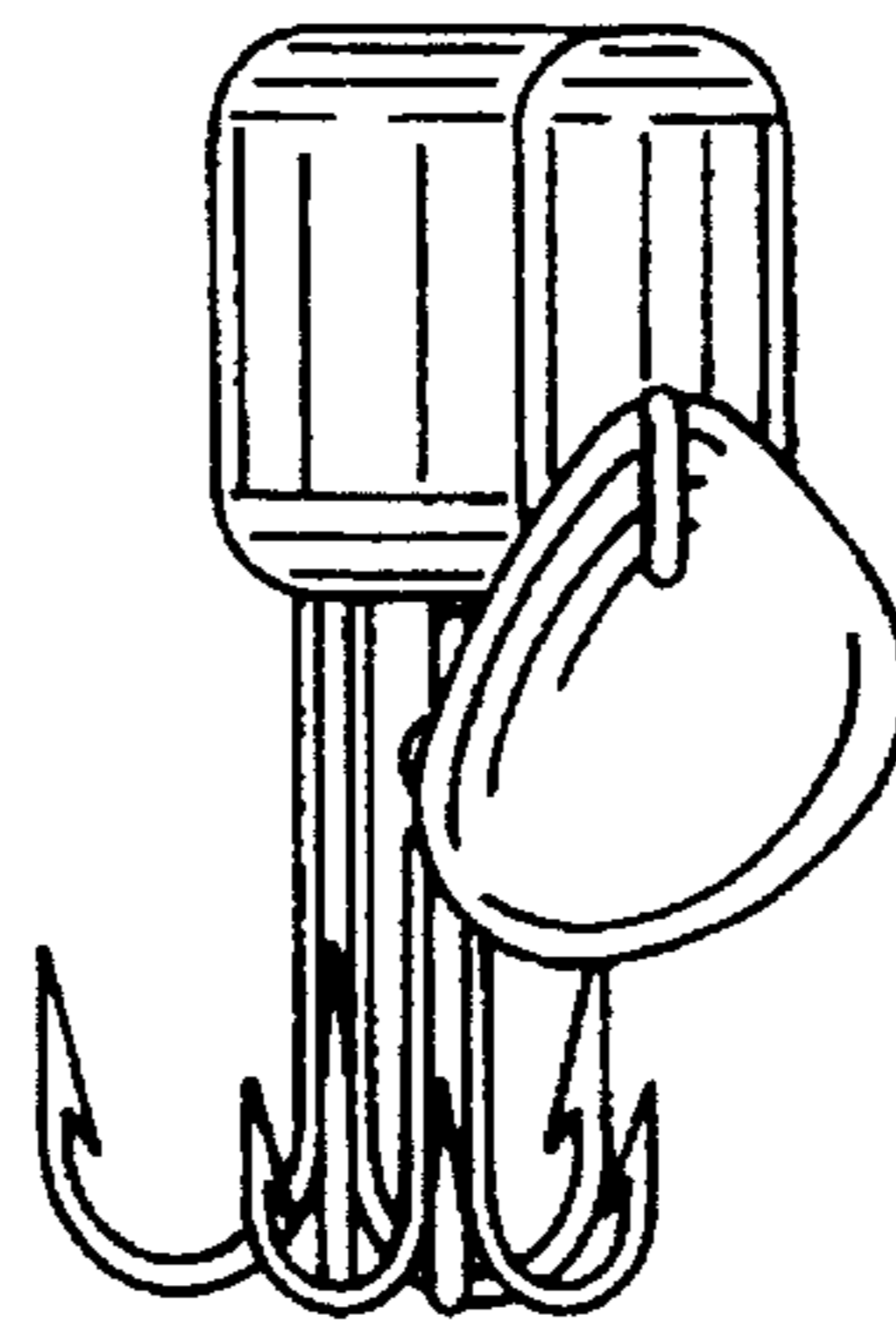


FIG. 7




FIG. 2

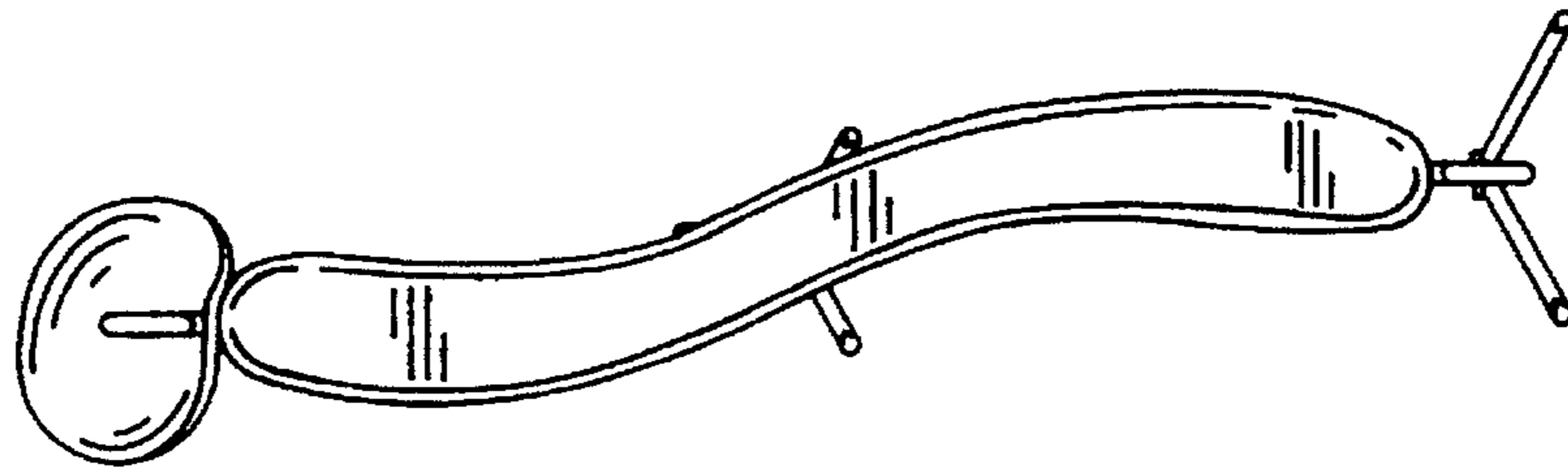


FIG. 3

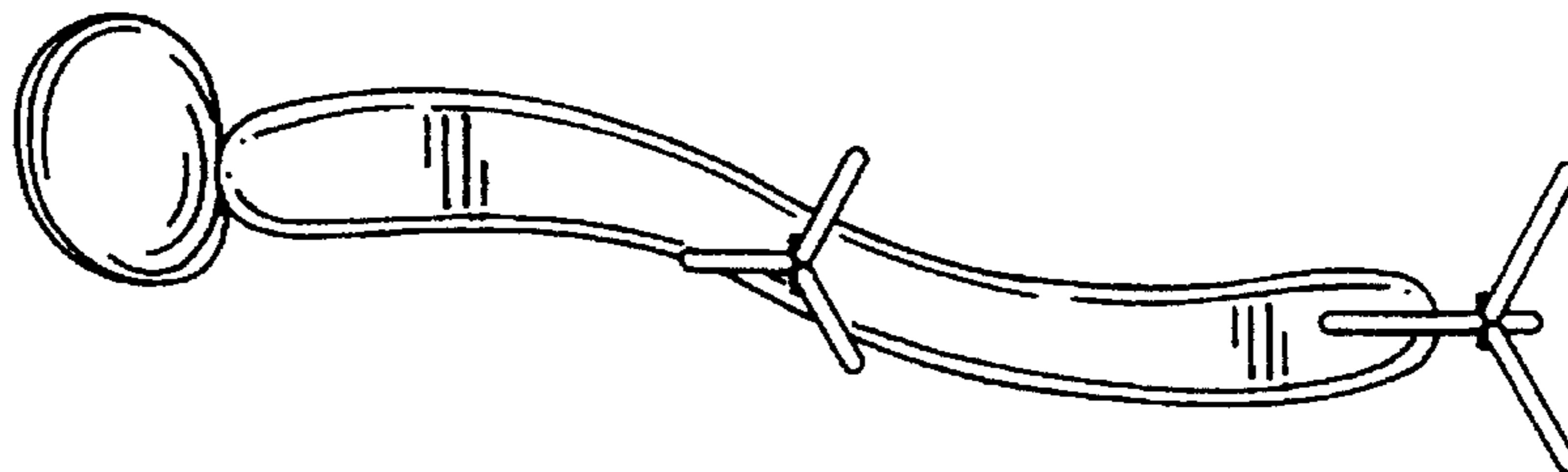


FIG. 5




FIG. 4

