



US00D376384S

# United States Patent [19]

[11] Patent Number: **Des. 376,384**

**Woei-Fang**

[45] Date of Patent: **\*\*Dec. 10, 1996**

[54] **PRINTER**

FOREIGN PATENT DOCUMENTS

[76] Inventor: **Hwang Woei-Fang**, 11F-1, No. 333 Lung-Chiang Rd., Taipei, Taiwan

694076 8/1986 Japan ..... D18/55  
769826 6/1989 Japan ..... D18/55

[\*\*] Term: **14 Years**

OTHER PUBLICATIONS

[21] Appl. No.: **25,327**

Kodak advertisement of Jul. 1989 in PC Magazine; reverse side of p. 122; Kodax Diconix 150 plus Printer.

[22] Filed: **Jun. 29, 1994**

*Primary Examiner*—Cathy Anne MacCormac  
*Attorney, Agent, or Firm*—Lowell C. Bergstedt

[52] U.S. Cl. .... **D18/55**

[58] Field of Search ..... D18/50, 54-55;  
400/690-694, 613, 613.1-613.4, 690.1-690.4

[57] **CLAIM**

The ornamental design for a printer, as shown and described.

[56] **References Cited**

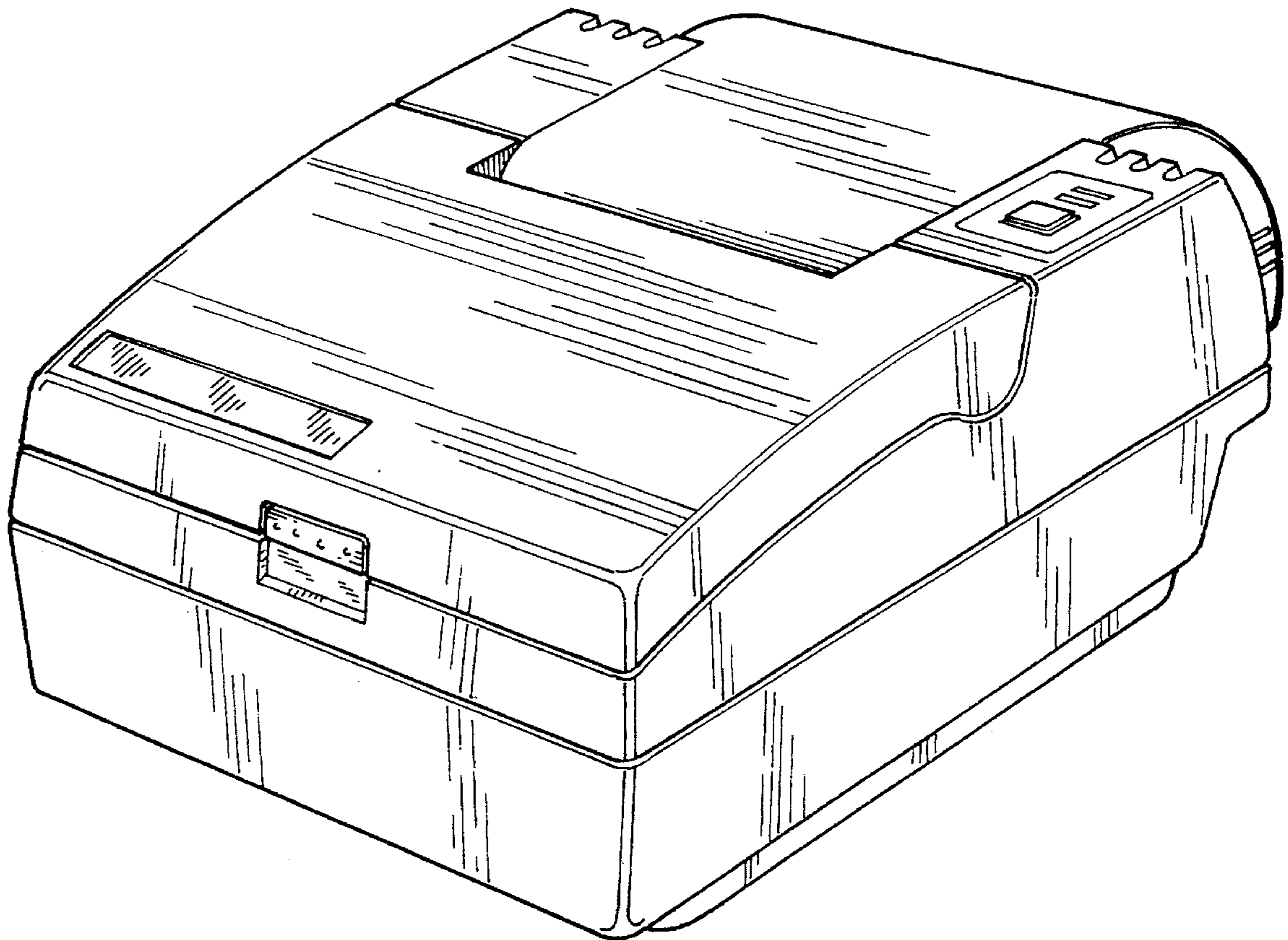
**DESCRIPTION**

U.S. PATENT DOCUMENTS

D. 276,235	11/1984	Dorman et al. ....	D18/54
D. 301,344	5/1989	Kubo et al. ....	D18/54
D. 308,072	5/1990	Salmonson ....	D18/54
D. 324,234	2/1992	Tanaka ....	D18/55
D. 330,723	11/1992	Mitsushima et al. ....	D18/55
D. 333,316	2/1993	Ishizawa ....	D18/55
D. 341,585	11/1993	Tu ....	D14/118
D. 343,190	1/1994	Ishizawa et al. ....	D18/50
D. 350,151	8/1994	Sugawara et al. ....	D18/55
4,755,833	7/1988	Tanigawa et al. ....	D18/55

FIG. 1 is a perspective view of a printer showing our new design;  
FIG. 2 is a right side elevational view of the printer console shown in FIG. 1. The left side is a mirror image.  
FIG. 3 is a top plan view of the printer shown in FIG. 1;  
FIG. 4 is a front elevational view of the printer shown in FIG. 1; and,  
FIG. 5 is a rear elevational view of the printer shown in FIG. 1.

**1 Claim, 2 Drawing Sheets**



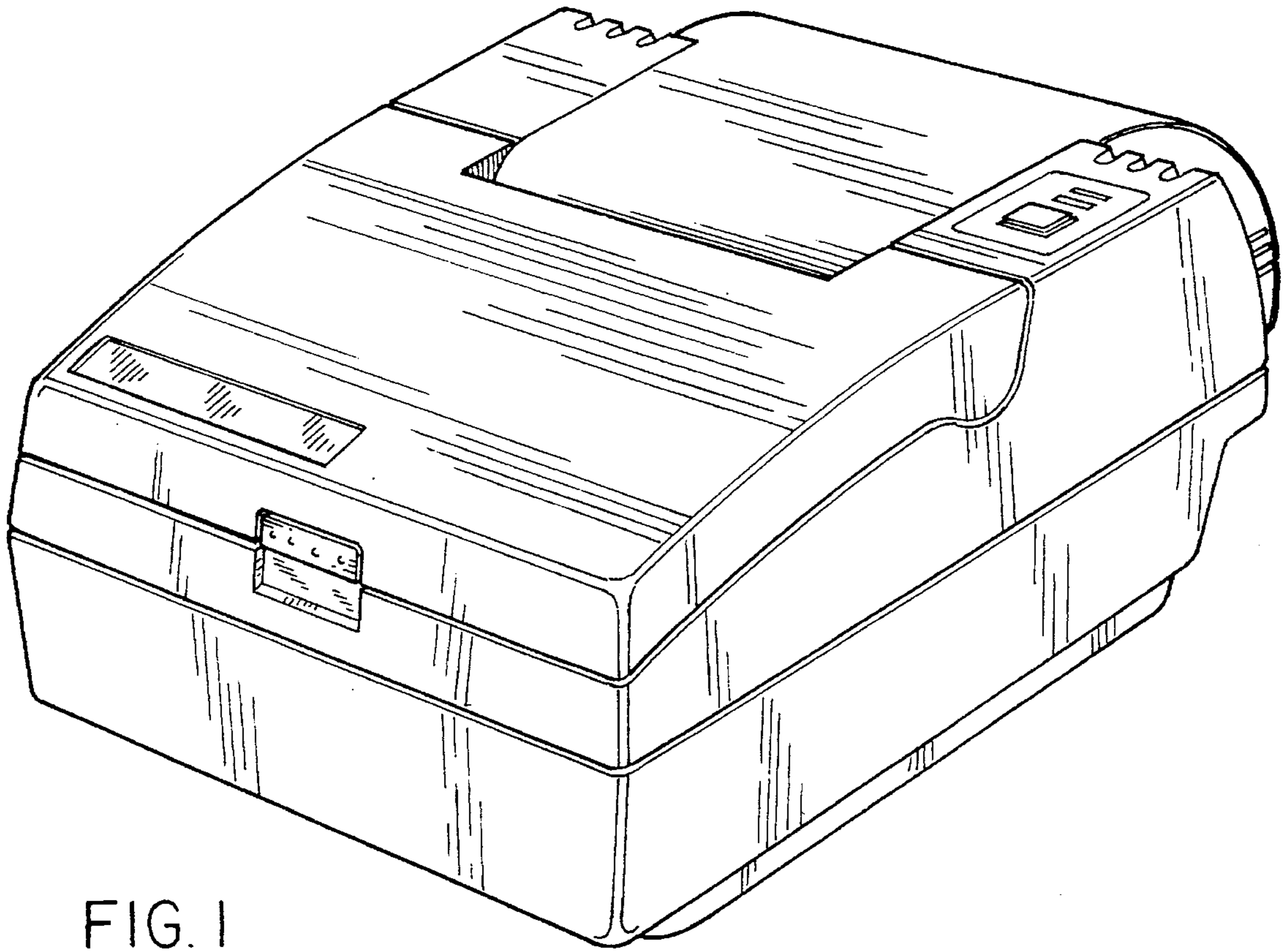


FIG. 1

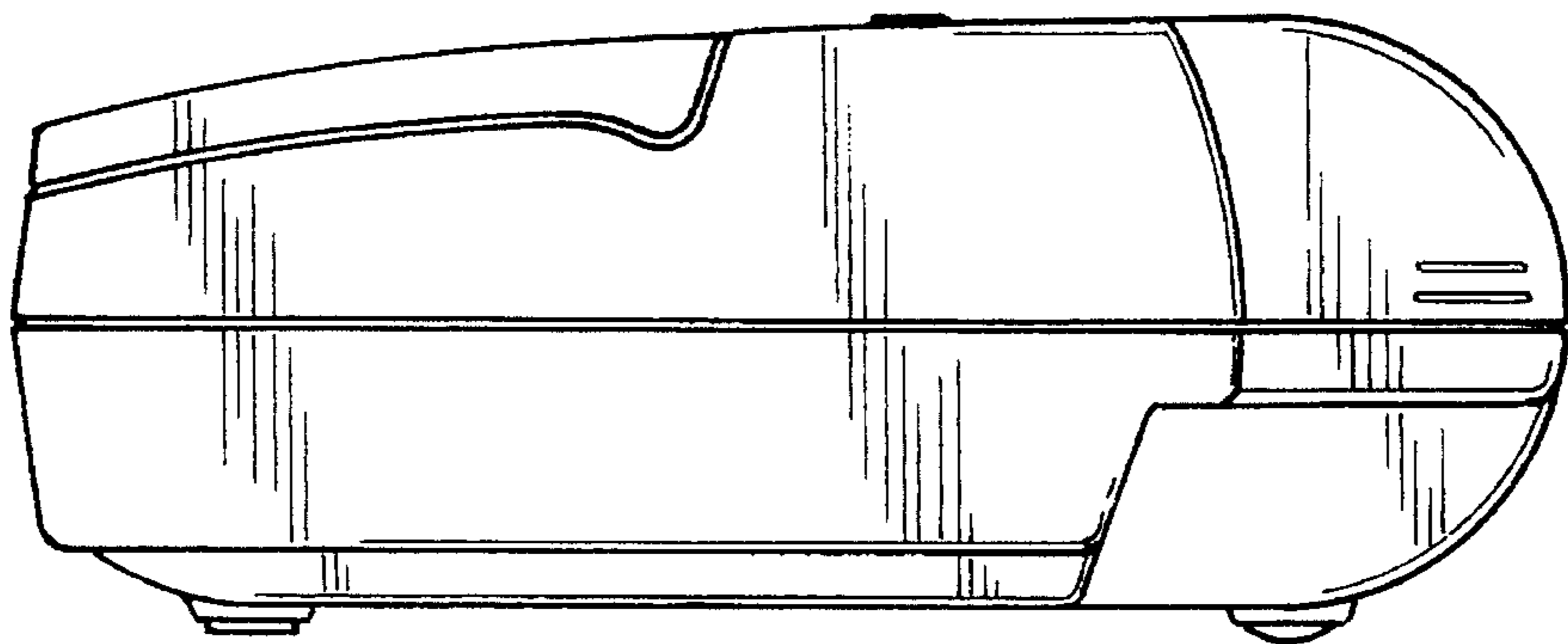


FIG. 2

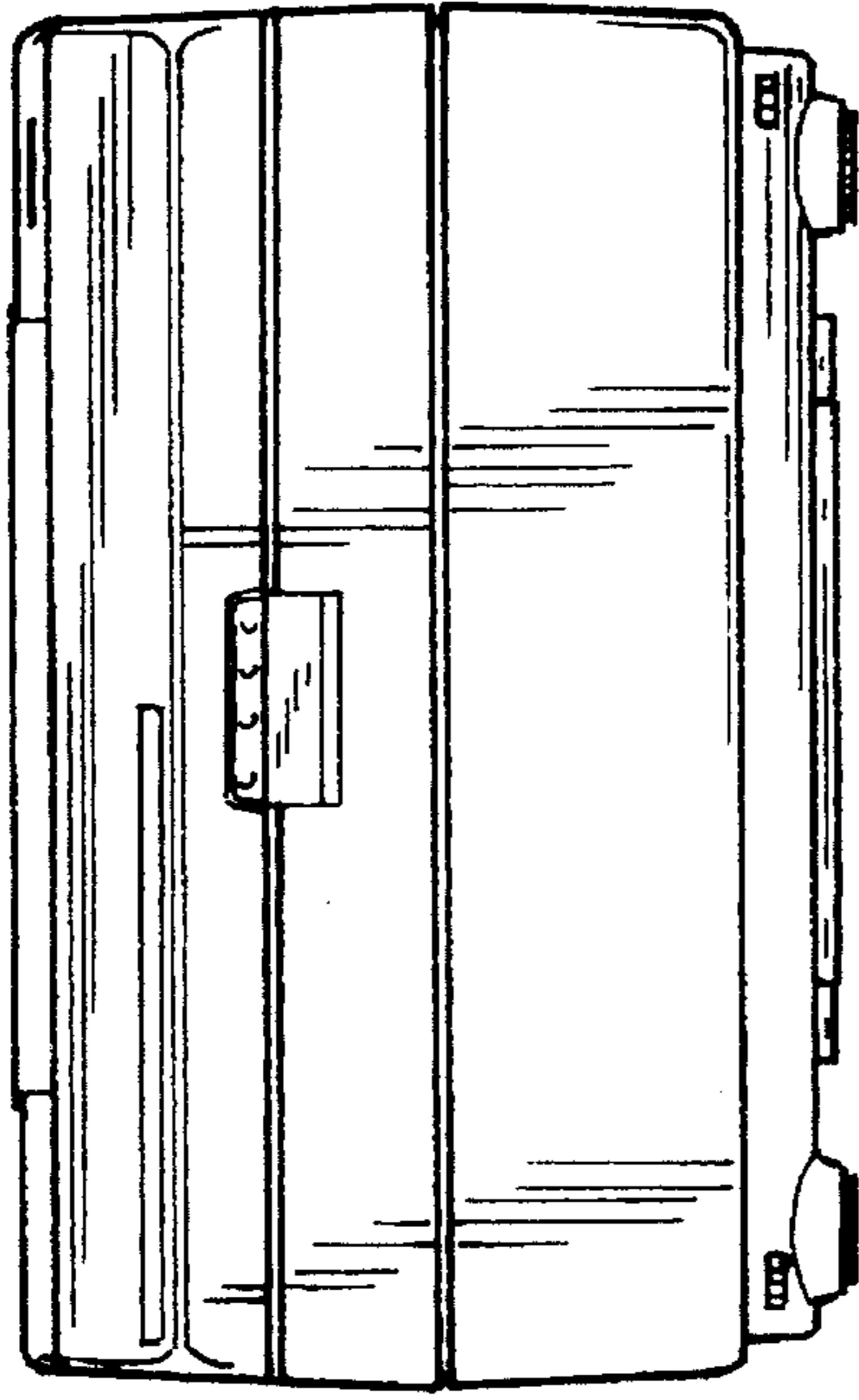


FIG. 4

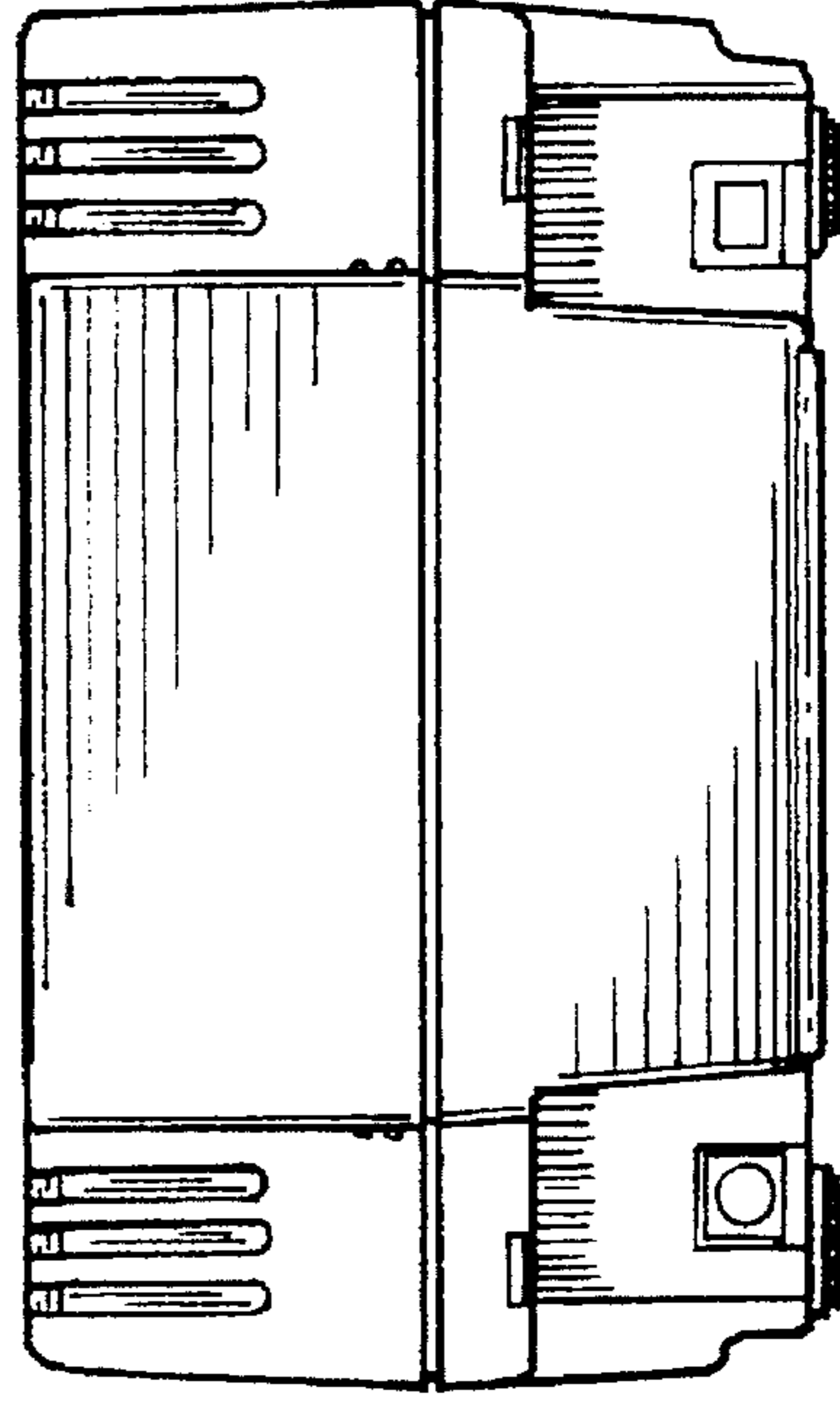


FIG. 5

FIG. 3

