



US00D376345S

# United States Patent [19] Hough

[11] Patent Number: **Des. 376,345**

[45] Date of Patent: **\*\*Dec. 10, 1996**

[54] **ARMREST ATTACHMENT FOR USE IN A RECREATIONAL VEHICLE**

[76] Inventor: **Harold E. Hough**, 15397 Chetwyn, Lansing, Mich. 48906

[\*\*] Term: **14 Years**

[21] Appl. No.: **45,396**

[22] Filed: **Oct. 18, 1995**

[52] U.S. Cl. .... **D12/421**

[58] Field of Search ..... D12/421, 420, D12/419; D6/379, 501; 297/194, 411.1, 411.2, 411.23

[56] **References Cited**

**U.S. PATENT DOCUMENTS**

D. 155,728	10/1949	Paden	.....	D6/379
D. 294,136	2/1988	Eide	.....	D12/419
D. 345,648	4/1994	Favilla	.....	D12/421
1,252,192	1/1918	Stanford	.....	297/194
1,378,704	5/1921	McPartland	.....	297/188
1,890,102	12/1932	Urquhart	.....	297/218
2,087,574	7/1937	Kaufer	.....	297/417
2,505,463	4/1950	Crane	.....	297/414
2,524,659	10/1950	Gorman	.....	297/414
2,927,328	3/1960	Rater	.....	297/416
3,131,967	5/1964	Spaulding	.....	297/411.2
3,578,379	5/1971	Taylor	.....	297/411.2

3,843,196	10/1974	Burke	.....	297/417
4,022,502	5/1977	Smith et al.	.....	297/414
4,297,752	11/1981	Dick et al.	.....	5/52
5,302,000	4/1994	Ayotte	.....	297/194
5,415,459	5/1995	Schultz	.....	297/411.2
5,458,399	10/1995	Gezari et al.	.....	297/411.2

*Primary Examiner*—Melody N. Brown  
*Attorney, Agent, or Firm*—Ian C. McLeod; Mary M. Moyne

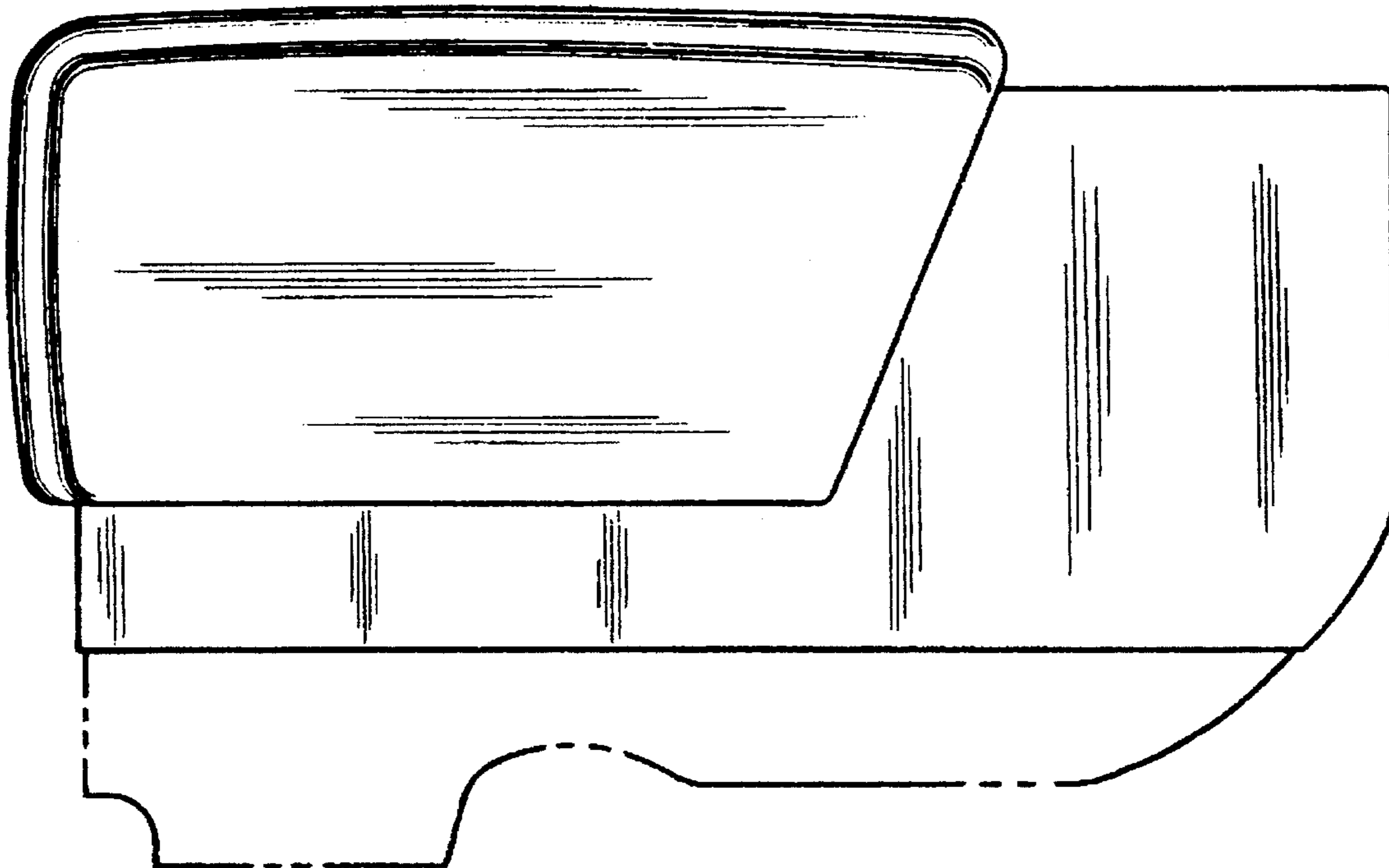
[57] **CLAIM**

The ornamental design for an armrest attachment for use in a recreational vehicle, as shown and described.

**DESCRIPTION**

FIG. 1 is a right side elevational view of an armrest attachment showing my new design; FIG. 2 is a bottom plan view thereof; FIG. 3 is a front elevational view thereof; FIG. 4 is a left side elevational view thereof; FIG. 5 is a top plan view thereof; FIG. 6 is a rear elevational view thereof; and, FIG. 7 is a perspective view showing use of my armrest attachment in a recreational vehicle. The broken line showing of the lower portion in FIGS. 1 to 6 and the interior of the recreational vehicle in FIG. 7 is for illustrative purposes only and forms no part of the claimed invention.

**1 Claim, 4 Drawing Sheets**



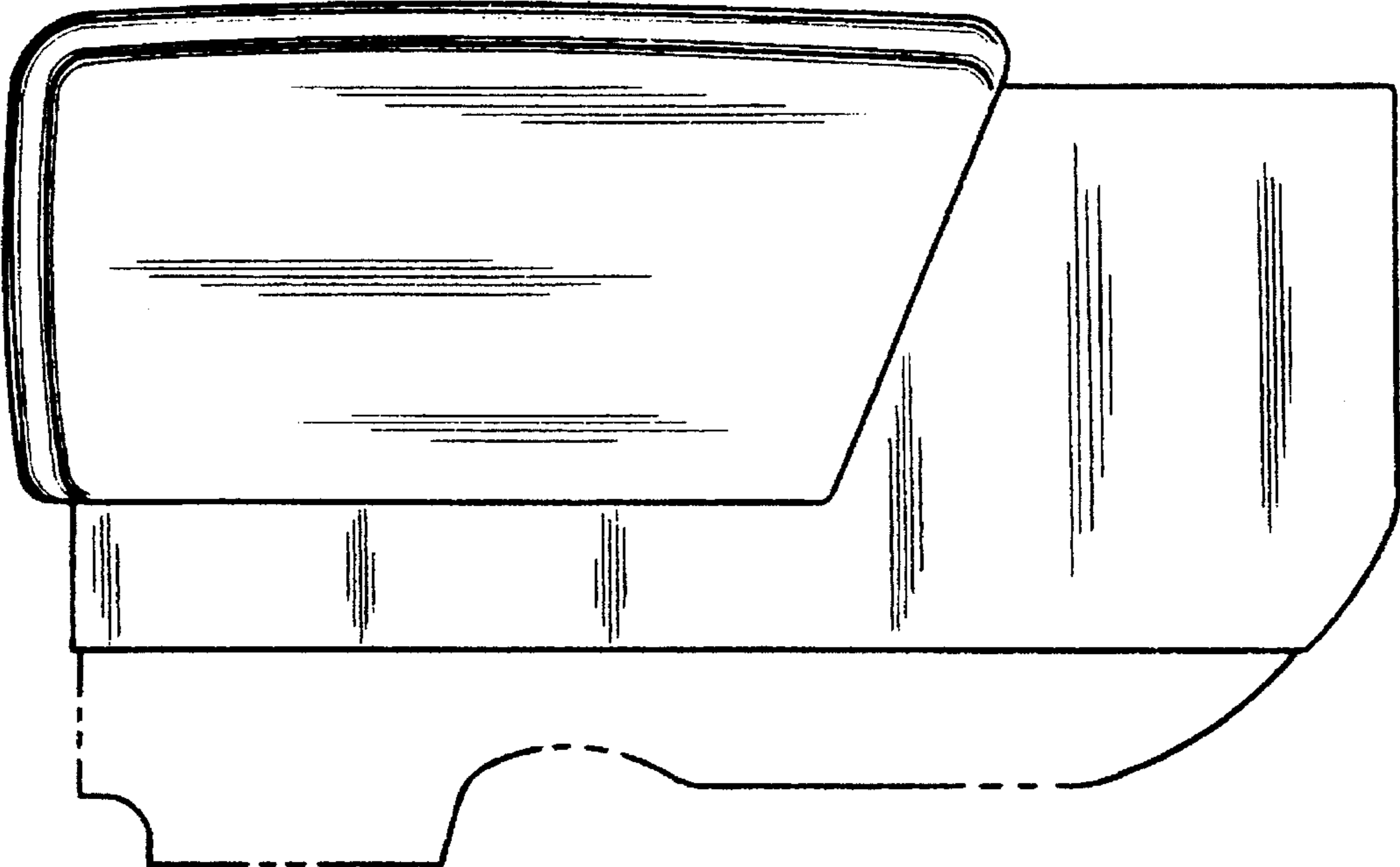


FIG. 1




FIG. 2




FIG. 3

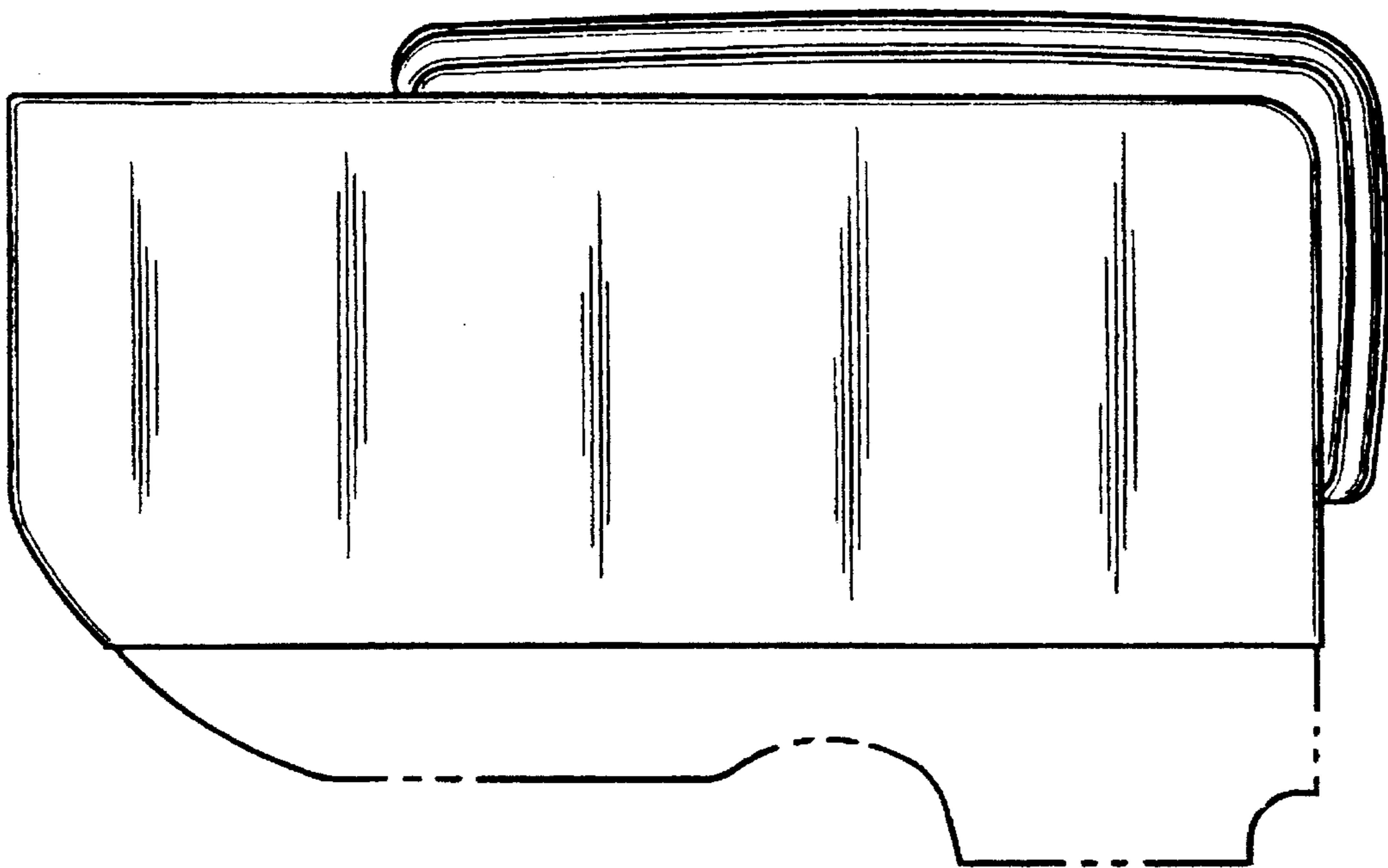


FIG. 4




FIG. 5


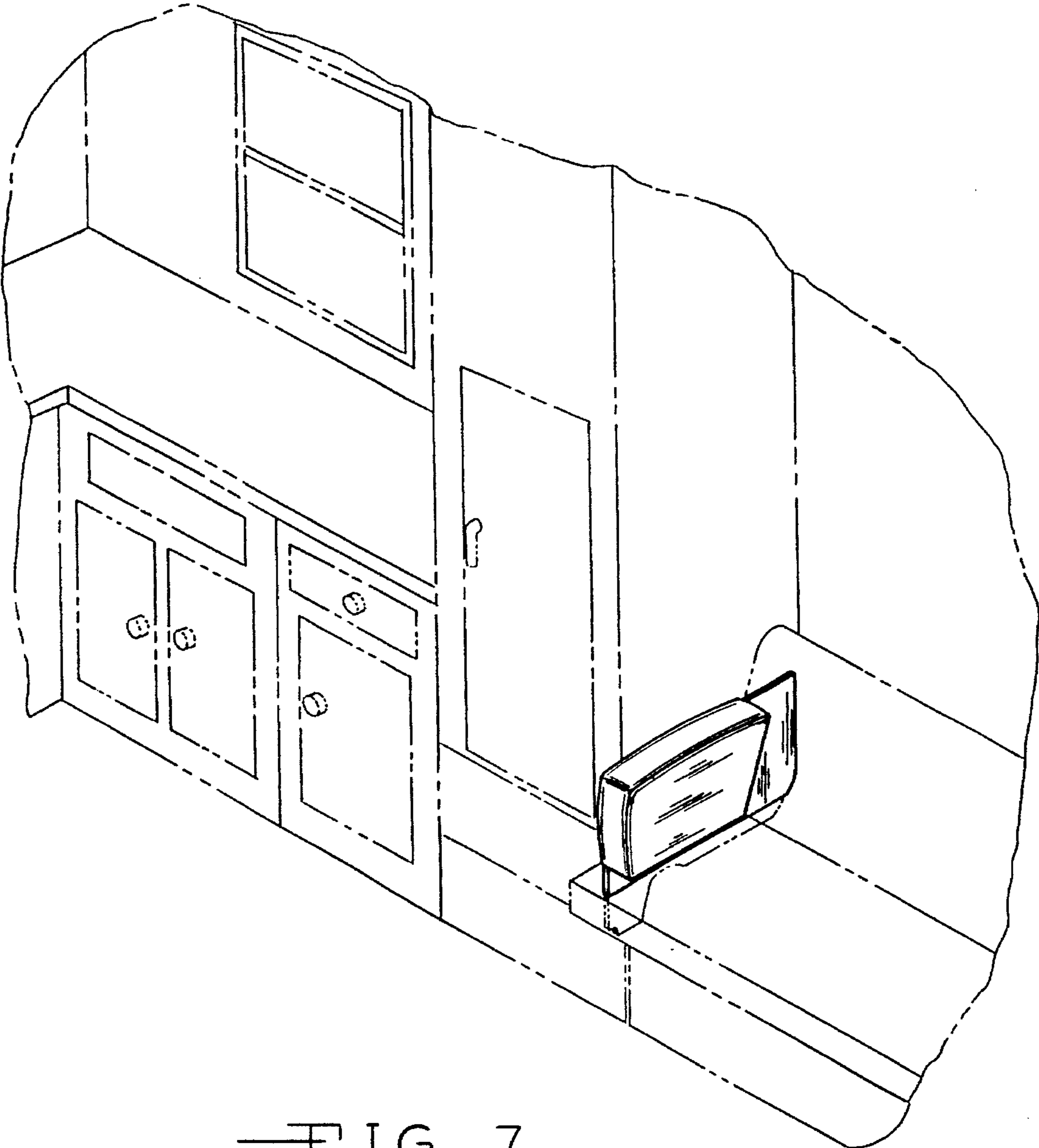


FIG. 6



—FIG. 7