



US00D376334S

**United States Patent** [19]

[11] **Patent Number: Des. 376,334**

**Mougenot**

[45] **Date of Patent: \*\*Dec. 10, 1996**

[54] **JEWELRY LINKAGE**

D. 243,114	1/1977	Cowan	.....	D11/93
D. 340,879	11/1993	French	.....	D11/6
D. 351,568	10/1994	Pandel	.....	D11/25
2,378,755	6/1945	Dowling	.....	D11/6
2,449,425	9/1948	Stieger	.....	59/79.1
2,734,339	2/1956	Augenstein	.....	D11/6

[75] Inventor: **Philippe Mougenot**, Wauthier, France

[73] Assignee: **Christian Dior, S.A.**, Paris, France

[\*\*] Term: **14 Years**

*Primary Examiner*—Ralf Seifert  
*Attorney, Agent, or Firm*—Amster, Rothstein & Ebenstein

[21] Appl. No.: **42,887**

[22] Filed: **Aug. 21, 1995**

[57] **CLAIM**

[30] **Foreign Application Priority Data**

The ornamental design for a jewelry linkage, as shown and described.

May 5, 1995 [FR] France ..... 952566

[52] **U.S. Cl.** ..... **D11/25**

[58] **Field of Search** ..... D11/1-25, 93,  
D11/94; 63/1.1-11, 26-31; 224/175

**DESCRIPTION**

FIG. 1 is a top plan view of a jewelry linkage and showing my new design;

FIG. 2 is a bottom view thereof;

FIG. 3 is a left side elevational view thereof;

FIG. 4 is a right side elevational view thereof;

FIG. 5 is a front elevational view thereof;

FIG. 6 is a rear elevational view thereof; and,


FIG. 7 is a left side perspective view thereof.

[56] **References Cited**

**U.S. PATENT DOCUMENTS**

D. 171,744	3/1954	Augenstein	.....	D11/25
D. 179,405	12/1956	Augenstein	.....	D11/25
D. 179,494	1/1957	Sand	.....	D11/25
D. 191,760	11/1961	Meyerson	.....	D11/25

**1 Claim, 3 Drawing Sheets**






FIG. 1




FIG. 5



FIG. 3

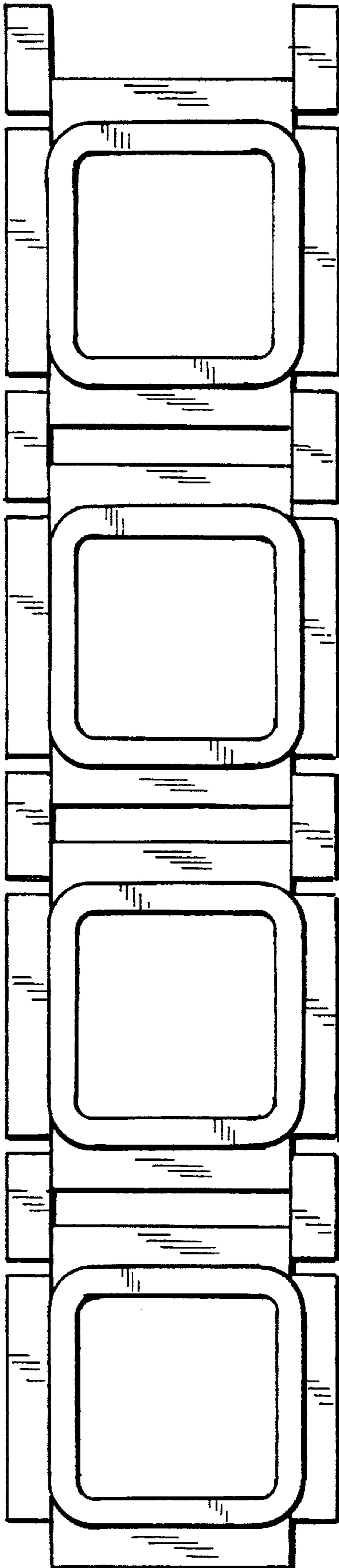


FIG. 2




FIG. 6



FIG. 4

FIG. 7

