



US00D376326S

# United States Patent [19]

[11] Patent Number: **Des. 376,326**

**Wilson**

[45] Date of Patent: **\*\*Dec. 10, 1996**

[54] **RULER**

[57] **CLAIM**

[76] Inventor: **Steven M. Wilson**, 913 S. Roosevelt St., Green Bay, Wis. 54301

The ornamental design for a ruler, as shown and described.

[\*\*] Term: **14 Years**

### DESCRIPTION

[21] Appl. No.: **50,258**

FIG. 1 is a top plan view of a first embodiment of a ruler showing my new design;

[22] Filed: **Feb. 12, 1996**

FIG. 2 is a right side elevational view with the left side being a mirror image thereof;

[52] U.S. Cl. .... **D10/71**

FIG. 3 is a front elevational view with the rear elevational view being a mirror image thereof;

[58] Field of Search ..... **D10/71; 33/483-494**

FIG. 4 is a top plan view of a second embodiment of a ruler showing my new design; and,

### [56] References Cited

FIG. 5 is a top plan view of a third embodiment of a ruler showing my new design.

#### U.S. PATENT DOCUMENTS

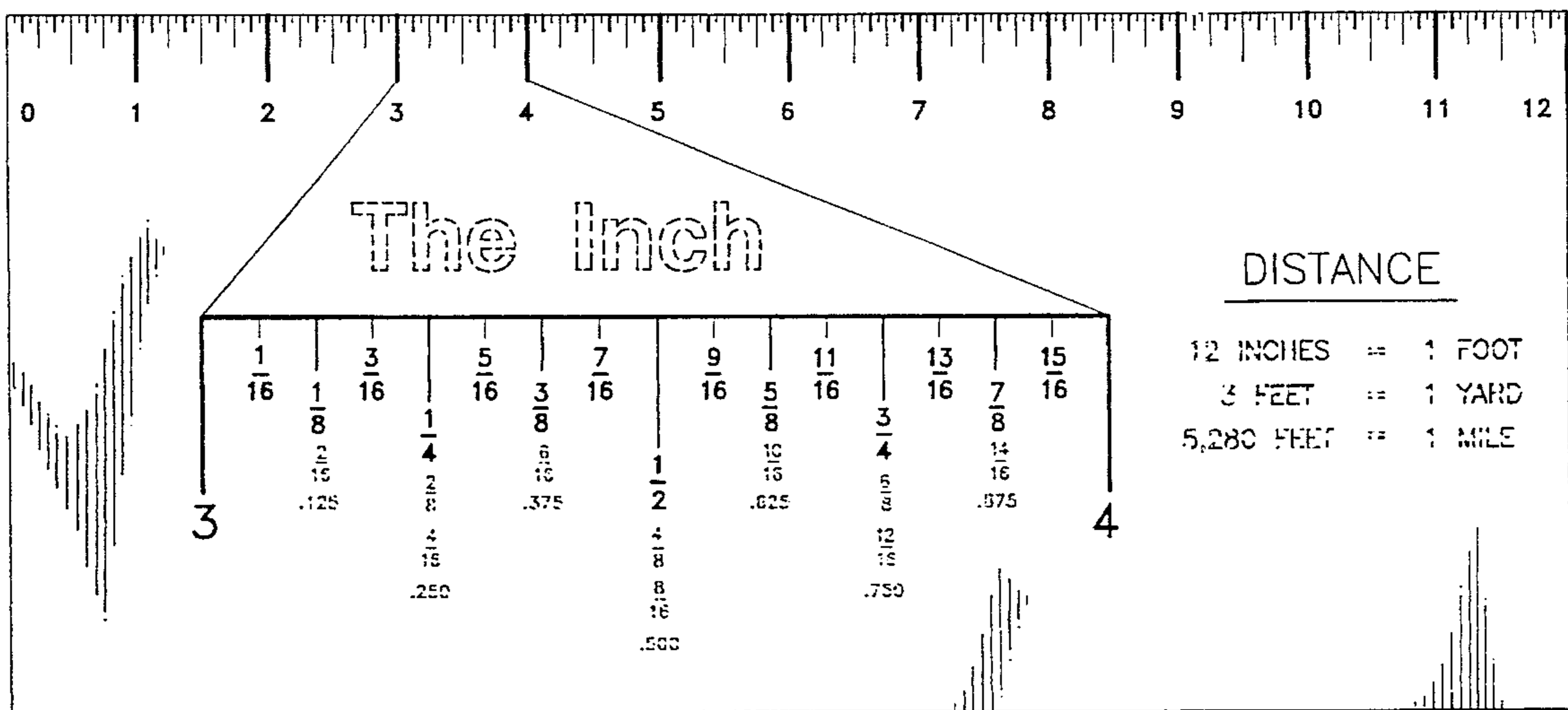
|            |         |                    |          |
|------------|---------|--------------------|----------|
| D. 168,834 | 2/1953  | Farinacci .        |          |
| 344,721    | 6/1886  | Cheney .           |          |
| 706,242    | 8/1902  | Latshaw .          |          |
| 799,818    | 9/1905  | Wood .....         | 33/485 X |
| 809,950    | 1/1906  | Heysinger et al. . |          |
| 1,488,435  | 3/1924  | Pickens .          |          |
| 1,776,245  | 9/1930  | Barrett .          |          |
| 4,778,390  | 10/1988 | Marans .           |          |
| 4,842,521  | 6/1989  | Johansen .         |          |

The undisclosed bottom plan view is plain and unornamented. The broken line showing of the distances, examples, conversions, and equivalents FIGS. 1, 4 and 5 is for illustrative purposes only, merely disclosing the types of notations which can be used, and forms no part of the claimed design. The broken line showing of the name of the ruler in FIGS. 1, 4 and 5 is for illustrative purposes only and forms no part of the claimed design.

All elevational view of FIGS. 4 and 5 being identical to those now shown in FIGS. 2 and 3.

Primary Examiner—Antoine Duval Davis  
Attorney, Agent, or Firm—Richard C. Litman

**1 Claim, 3 Drawing Sheets**



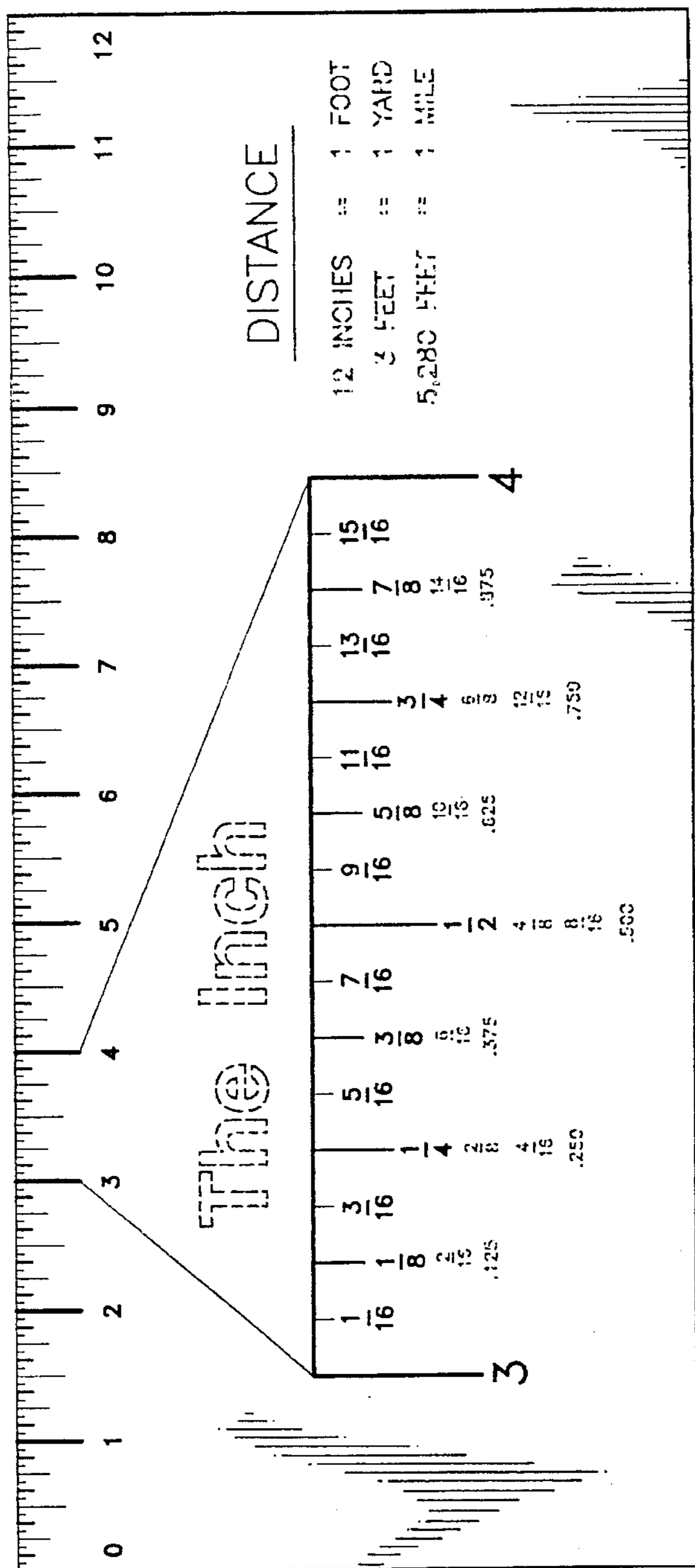


FIG. 1

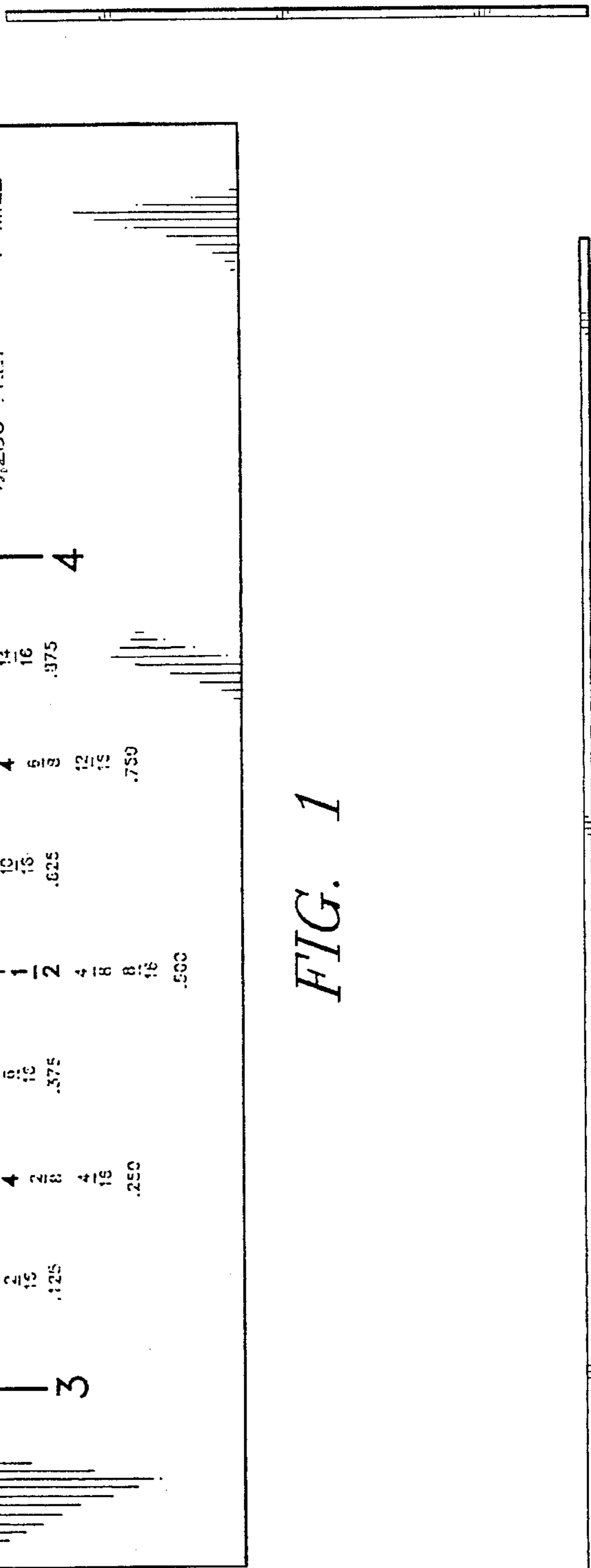


FIG. 2

FIG. 3

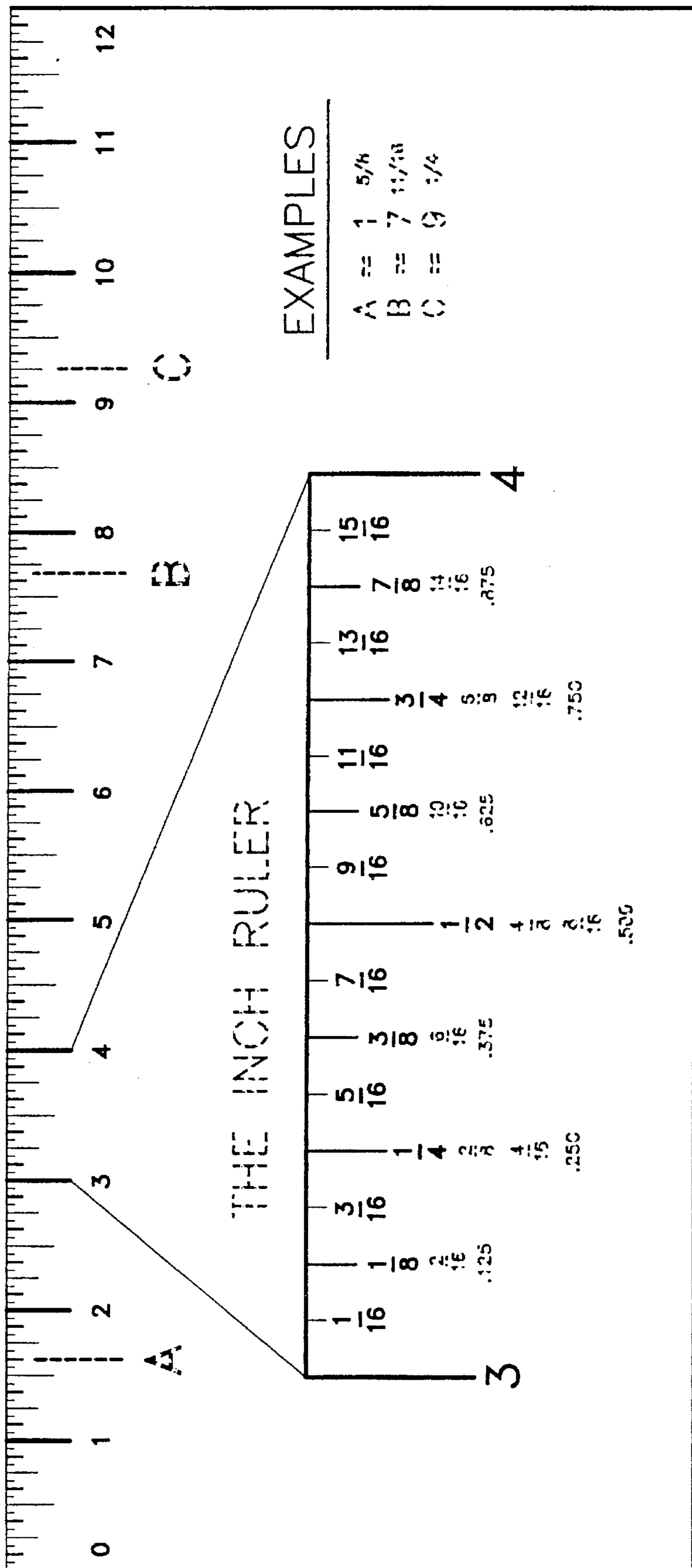


FIG. 4

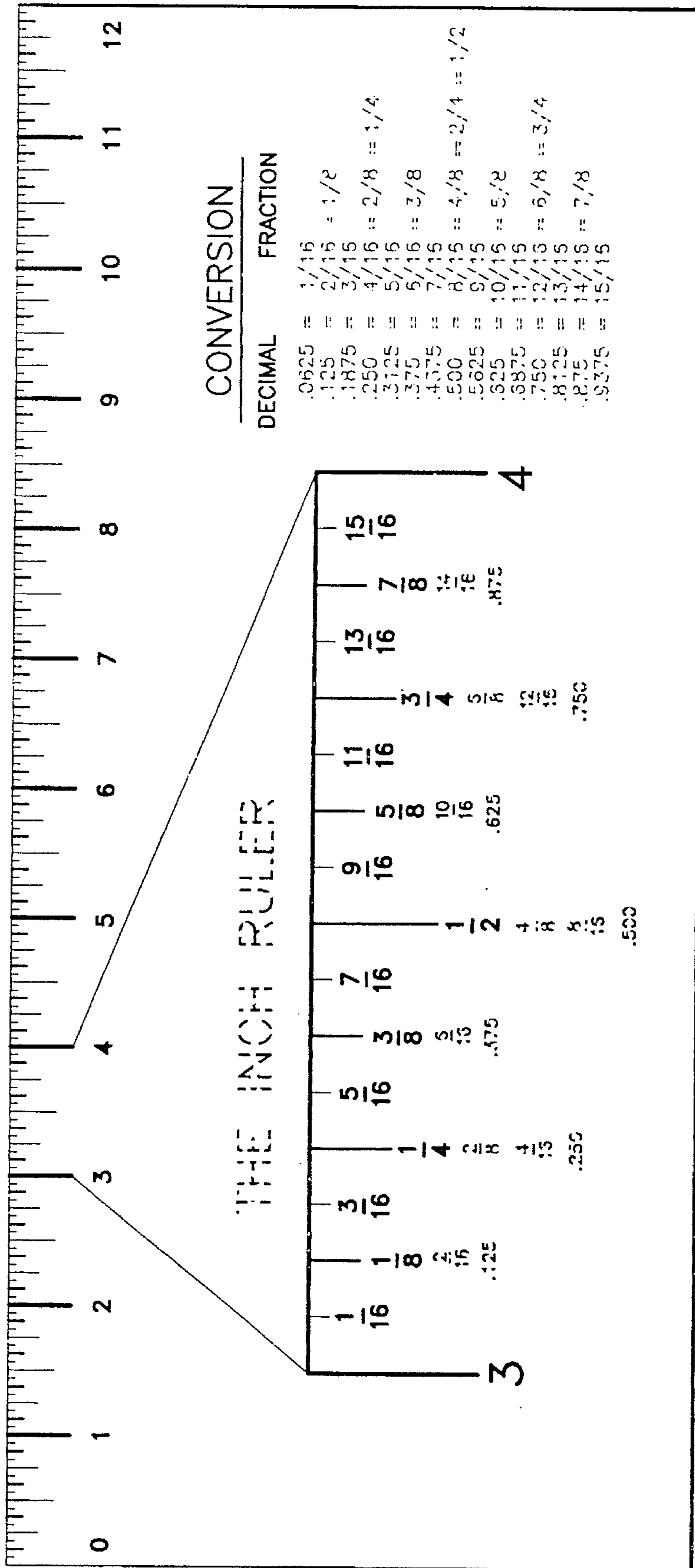


FIG. 5