



US00D376324S

United States Patent [19]

[11] Patent Number: **Des. 376,324**

McMann et al.

[45] Date of Patent: ****Dec. 10, 1996**

[54] **ELECTRIC CRIBBAGE BOARD**

[76] Inventors: **John C. McMann; Florence McMann; Michael A. Cook**, all of 2177 E. Laketon Ave., Muskegon, Mich. 49442

[**] Term: **14 Years**

[21] Appl. No.: **51,945**

[22] Filed: **Mar. 20, 1996**

[52] U.S. Cl. **D10/46.1**

[58] Field of Search D10/46.1, 46, D10/103; 235/90, 1 B; 116/222-225

[56] **References Cited**

U.S. PATENT DOCUMENTS

D. 136,008	7/1943	Brooks	D10/46.1
D. 159,014	6/1950	Storey	D10/46.1
D. 170,120	8/1953	Isserstedt	D10/46.1
D. 311,707	10/1990	Clements	D10/46.1

D. 358,557	5/1995	Waterman	D10/46.1
1,009,383	11/1911	Coughlin	235/90
2,017,479	10/1935	Terkelsen	235/90
2,582,874	1/1952	Loeb	D10/46.1 X

Primary Examiner—Prabhakar G. Deshmukh

[57] **CLAIM**

The ornamental design for an electric cribbage board, as shown and described.

DESCRIPTION

FIG. 1 is a front elevational view of the electric cribbage board showing our new design; FIG. 2 is a rear elevational view thereof; FIG. 3 is a right view thereof; FIG. 4 is a left view thereof; FIG. 5 is a top plan view thereof; and, FIG. 6 is a bottom plan view thereof.

1 Claim, 3 Drawing Sheets




FIG. 1

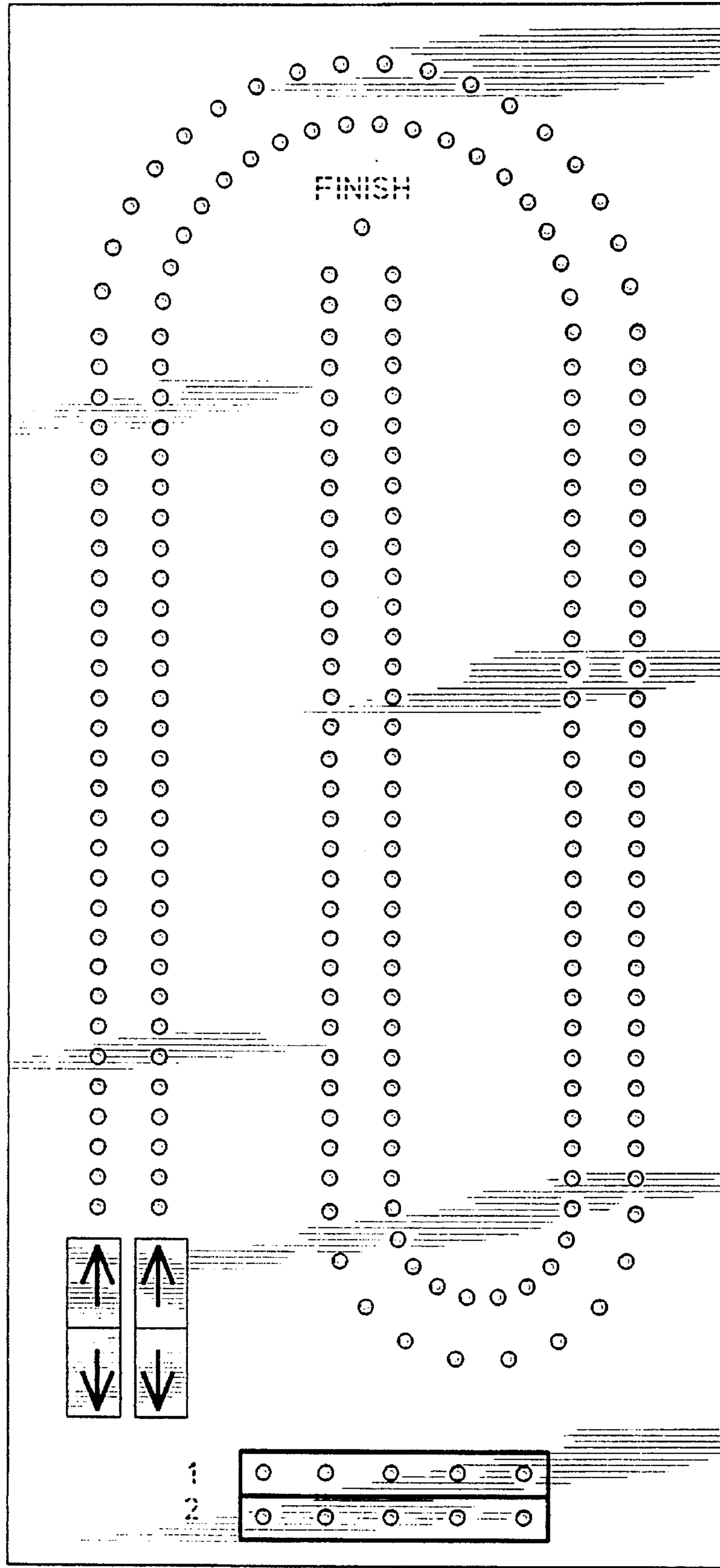


FIG. 2

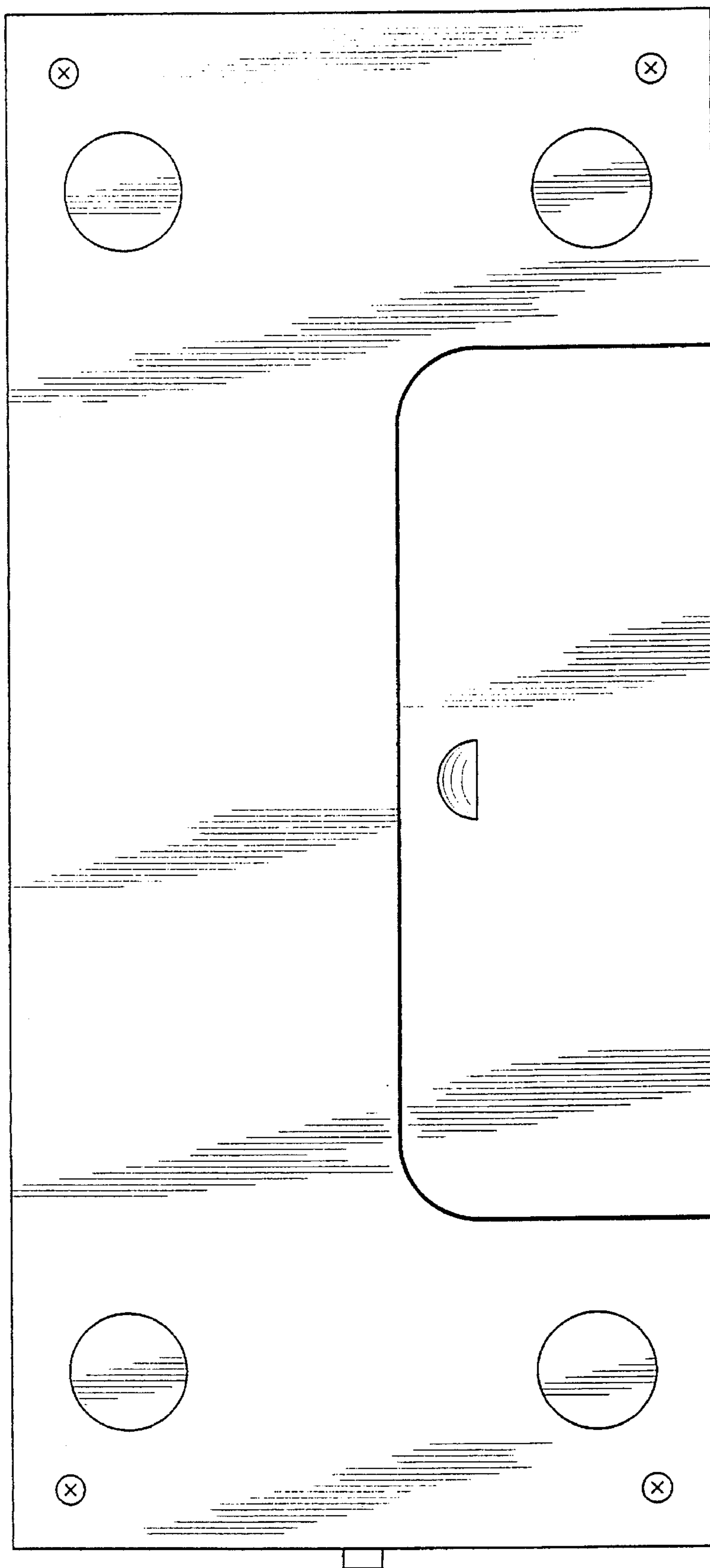


FIG. 5

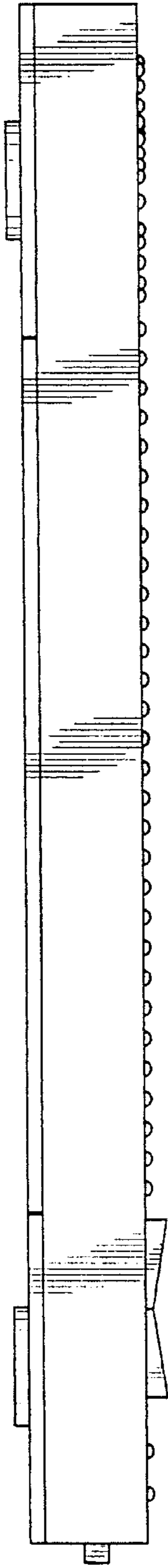


FIG. 3

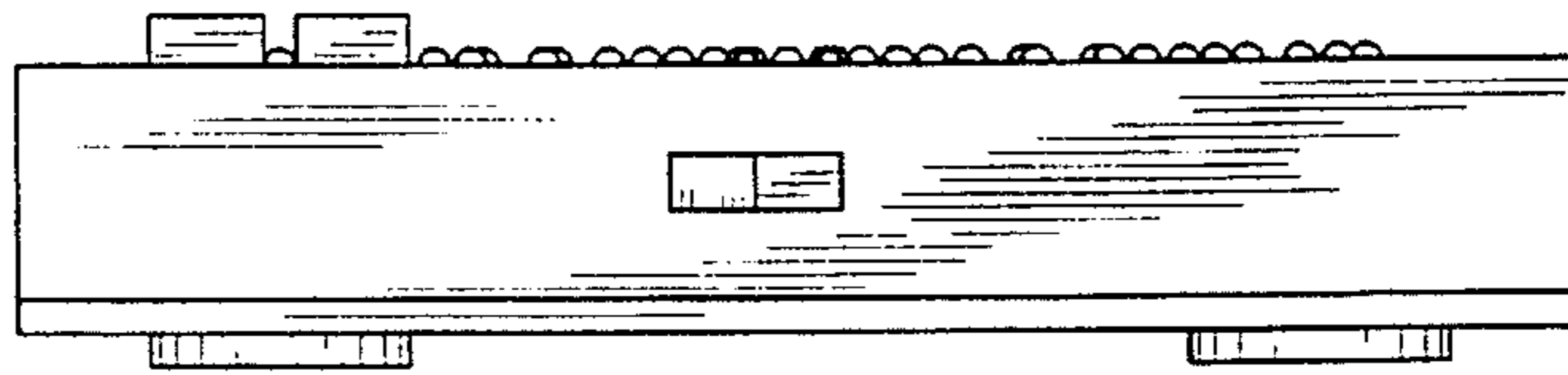


FIG. 4

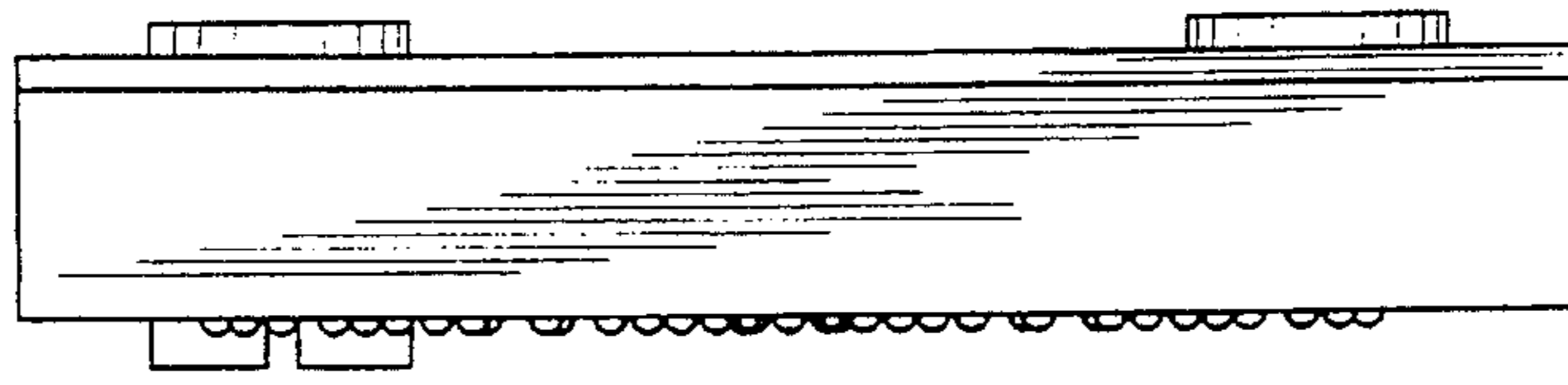


FIG. 6

