



US00D376322S

United States Patent [19]

[11] Patent Number: **Des. 376,322**

Schattner

[45] Date of Patent: ****Dec. 10, 1996**

[54] **COMBINED CLOCK AND OIL APPLICATOR FOR THE SKIN**

4,889,441	12/1989	Tice	401/131
5,088,849	2/1992	Johnson et al.	401/44
5,222,822	6/1993	Hernandez	401/153

[76] Inventor: **Detlef W. Schattner**, 1970 River Reach Dr., Naples, Fla. 33942

FOREIGN PATENT DOCUMENTS

[**] Term: **14 Years**

618970 3/1961 Italy

[21] Appl. No.: **16,275**

Primary Examiner—Prabhakar G. Deshmukh
Assistant Examiner—C. Tuttle
Attorney, Agent, or Firm—Merrill N. Johnson

[22] Filed: **Dec. 13, 1993**

[52] U.S. Cl. **D10/2; D10/15; D28/7**

[58] **Field of Search** D28/7; D4/114, D4/116; D9/332-338; D10/2, 31, 15; 132/320; 401/6, 137, 156, 183, 195, 196, 205-207, 261, 263, 264, 265, 270, 274, 278

[57] CLAIM

The ornamental design for combined clock and oil applicator for the skin, as shown.

DESCRIPTION

FIG. 1 is a front and left side perspective view of a combined clock and oil applicator for the skin showing my new design; FIG. 2 is a front elevational view thereof; FIG. 3 is a rear elevational view thereof; FIG. 4 is a right side elevational view thereof; FIG. 5 is a top plan view thereof; and, FIG. 6 is a bottom plan view thereof.

[56] References Cited

U.S. PATENT DOCUMENTS

D. 197,107	12/1963	Forgue	D28/7
D. 202,874	11/1965	Luedthe	D4/114
D. 308,476	6/1990	Rosenberg	D9/338
D. 346,119	4/1994	Weinstock	D10/31
4,571,106	2/1986	Scuderi	401/209
4,861,180	8/1989	Adams	401/195

1 Claim, 1 Drawing Sheet

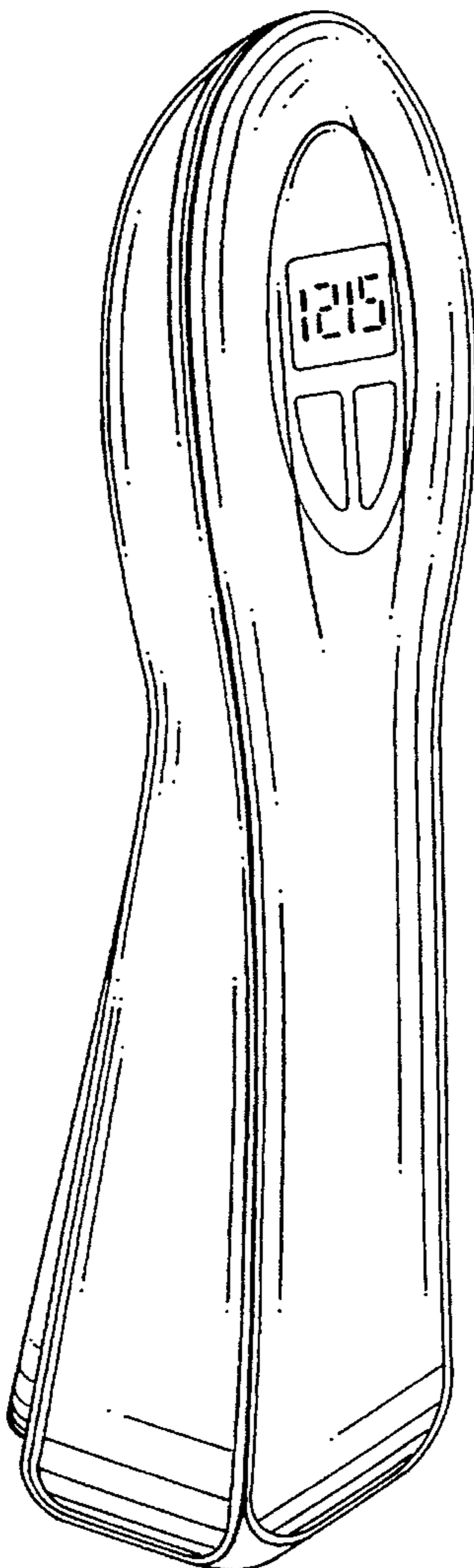




FIG. 1

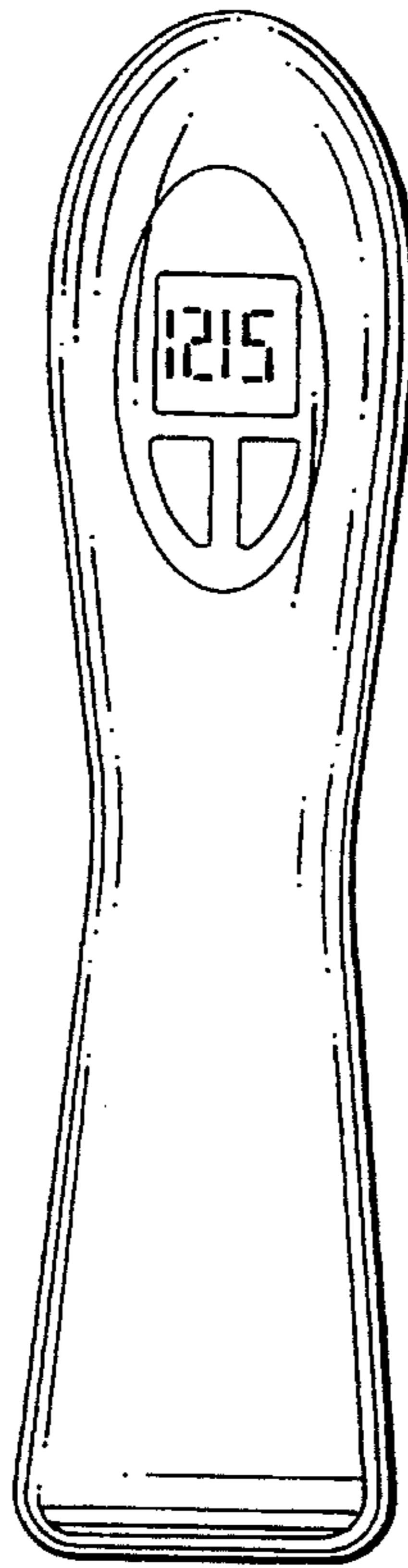


FIG. 2

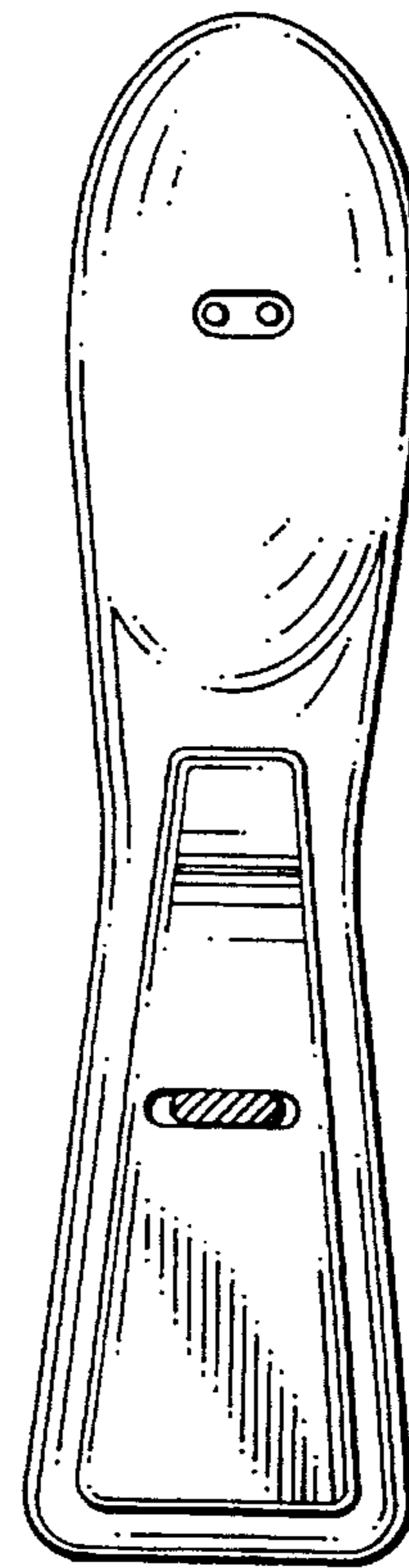


FIG. 3

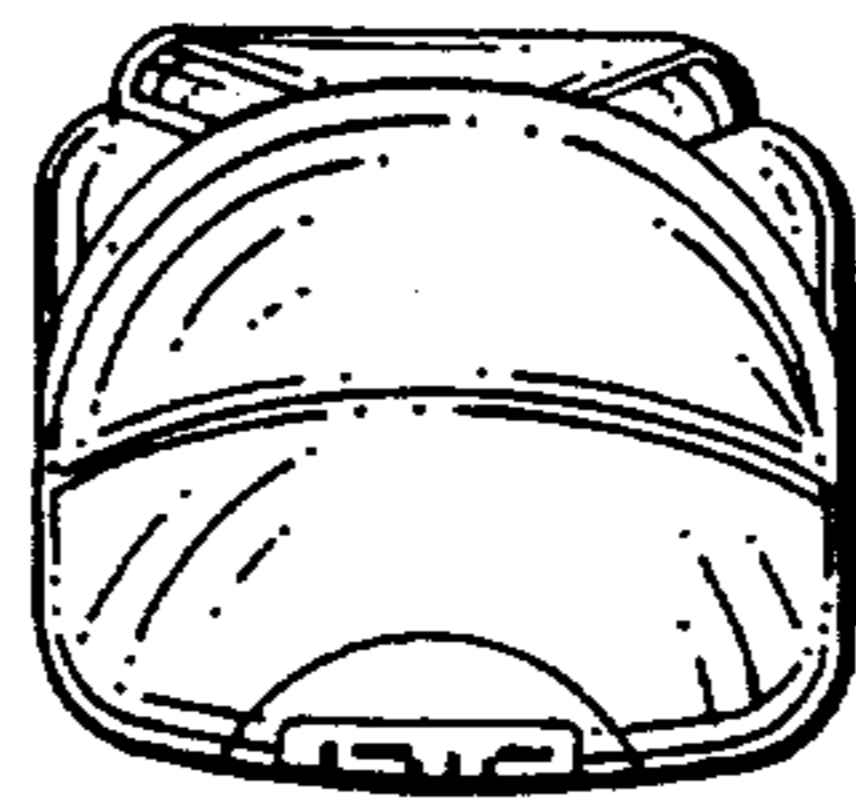


FIG. 5




FIG. 6

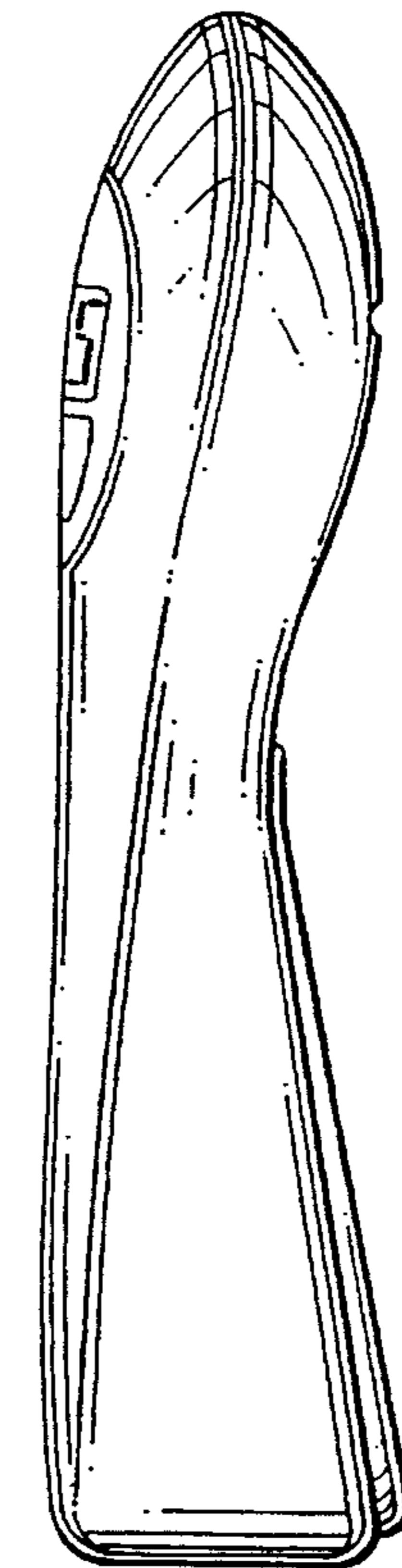


FIG. 4