



US00D376298S

United States Patent [19]

[11] Patent Number: **Des. 376,298**

Rapaz

[45] Date of Patent: ****Dec. 10, 1996**

[54] **CREAMER DISPENSER**

[76] Inventor: **Antonio Rapaz**, #1001 - 4710
Kingsway, Burnaby, British Columbia,
Canada, V5H 4M2

[**] Term: **14 Years**

[21] Appl. No.: **39,215**

[22] Filed: **May 24, 1995**

[52] U.S. Cl. **D7/590**

[58] Field of Search D6/515, 457; D7/589,
D7/590; 211/13, 71; 221/66, 92, 103, 131,
123, 124, 191, 199, 282

[56] **References Cited**

U.S. PATENT DOCUMENTS

D. 203,870	2/1966	Holtkamp	D7/589
D. 206,818	1/1967	Fraser	D7/589
D. 297,198	8/1988	Liebe et al.	D7/590
D. 317,384	6/1991	Powell	D6/515
D. 328,213	7/1992	Mancuso	D6/515

1,180,882	4/1916	Roth	312/42
1,343,974	6/1920	Jandron	312/42
1,714,469	5/1929	Hoffman	312/45
1,753,957	4/1930	Washburn	221/311
1,940,909	12/1933	Hermani	221/131
2,221,704	11/1940	Farlen	D7/589 X
3,171,568	3/1965	Arwine	221/199

Primary Examiner—Terry A. Wallace
Attorney, Agent, or Firm—Oyen Wiggs Green & Mutala

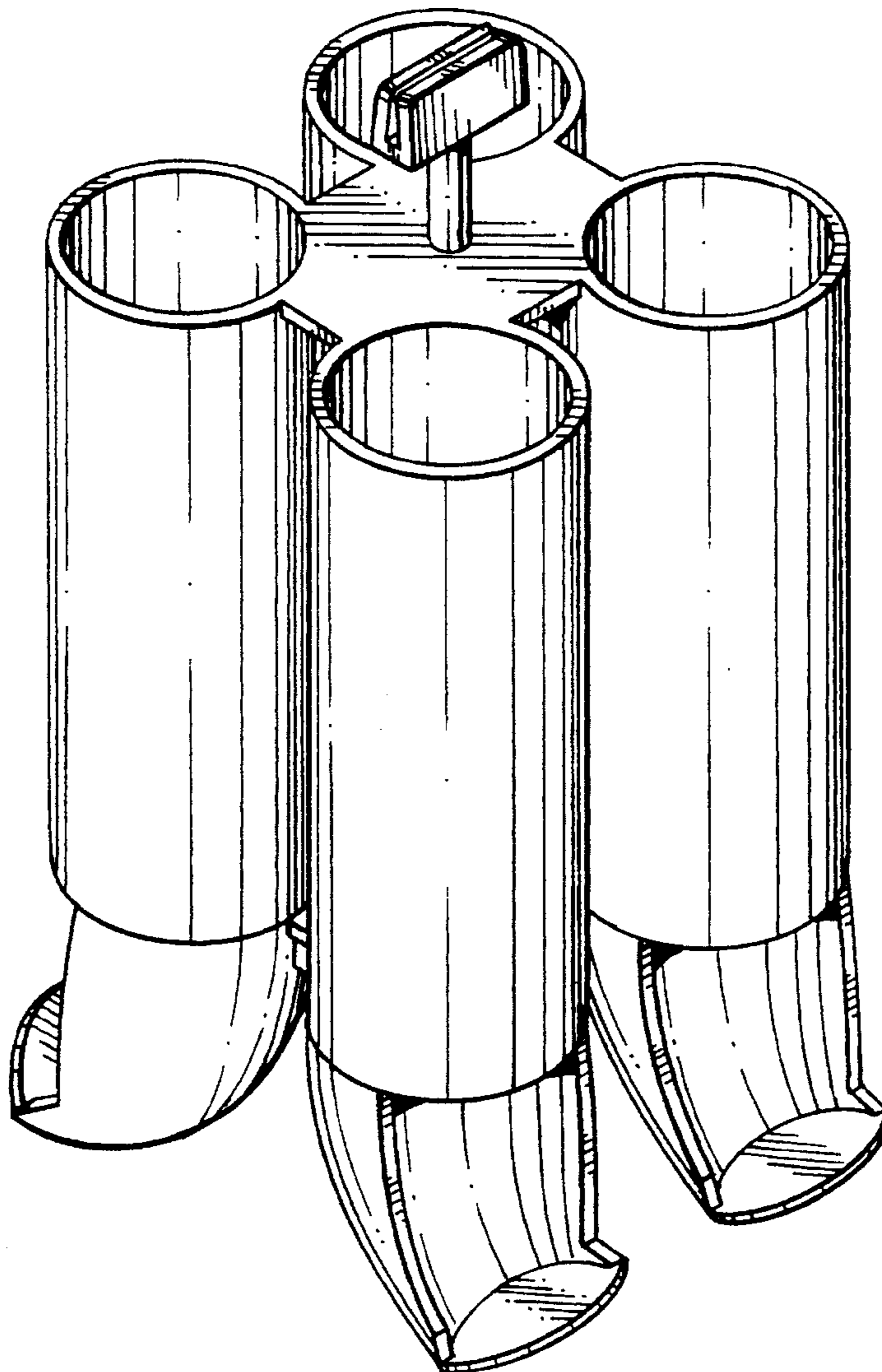
[57] CLAIM

The ornamental design for a creamer dispenser, as shown and described.

DESCRIPTION

FIG. 1 is a top, rear, side perspective view of a creamer dispenser showing my new design;
FIG. 2 is a top, plan view thereof;
FIG. 3 is a front elevational view thereof;
FIG. 4 is a side elevational view thereof; and,
FIG. 5 is a bottom, plan view thereof.

1 Claim, 3 Drawing Sheets



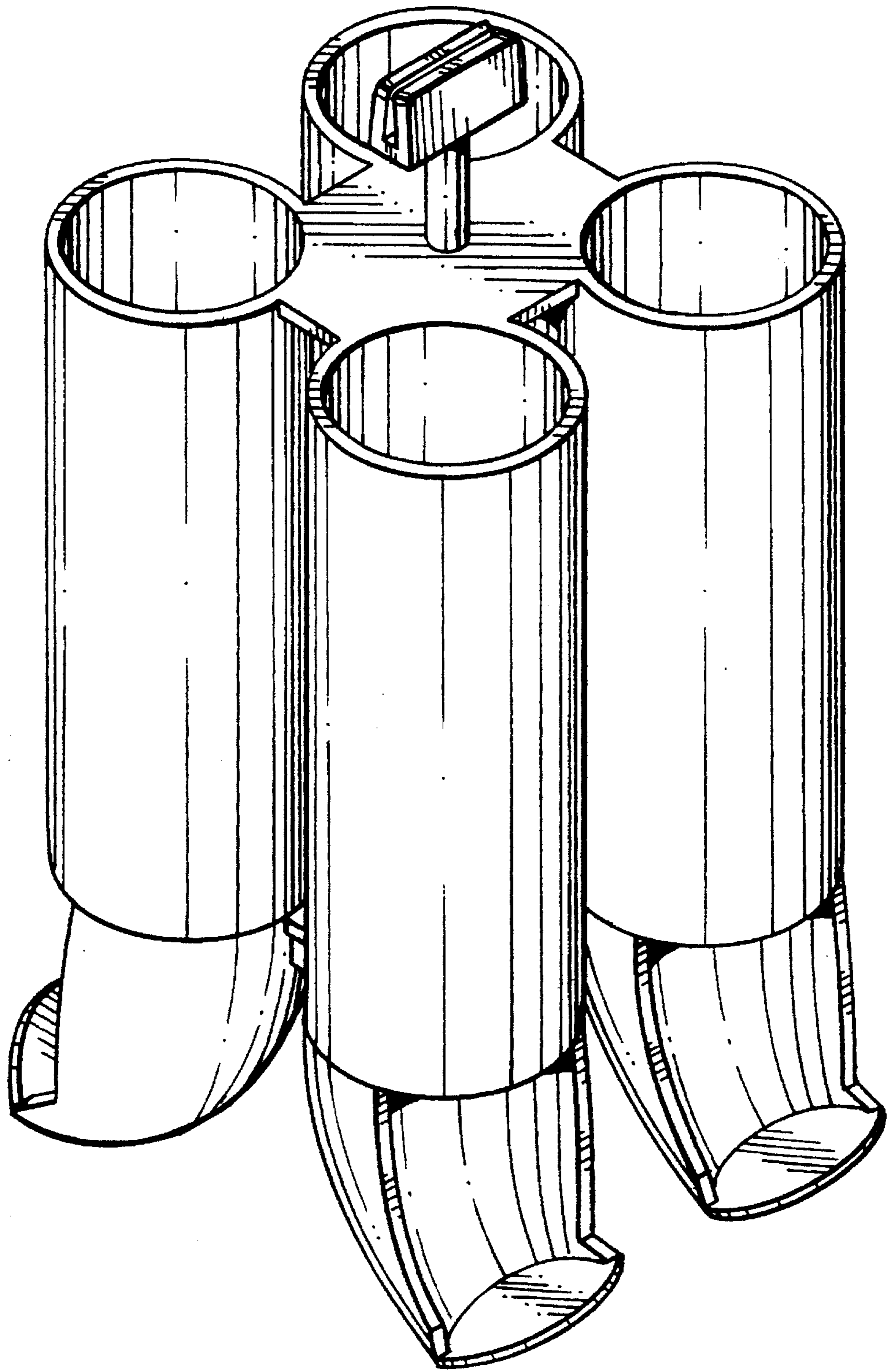


FIG. 1

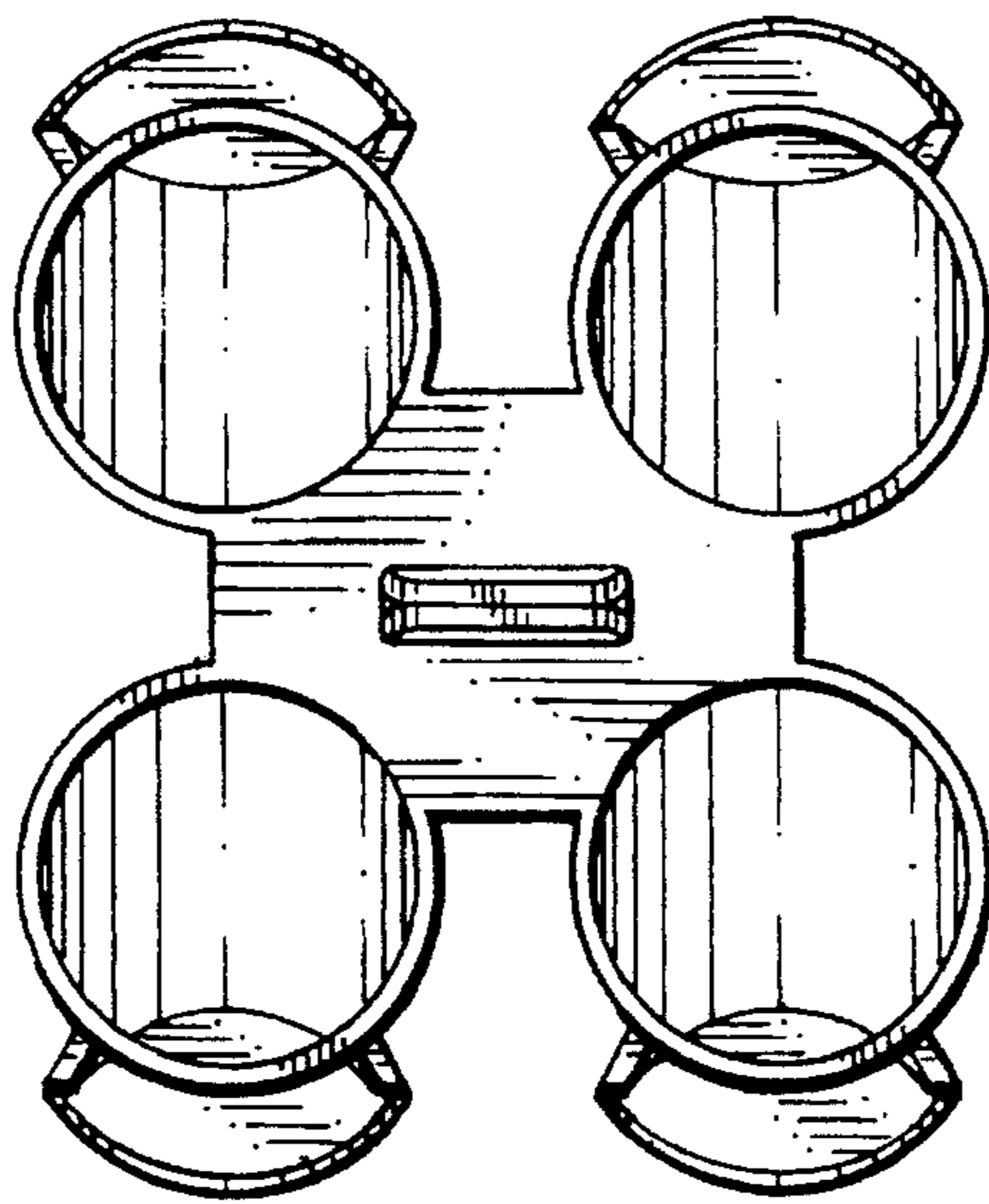


FIG. 2




FIG. 3

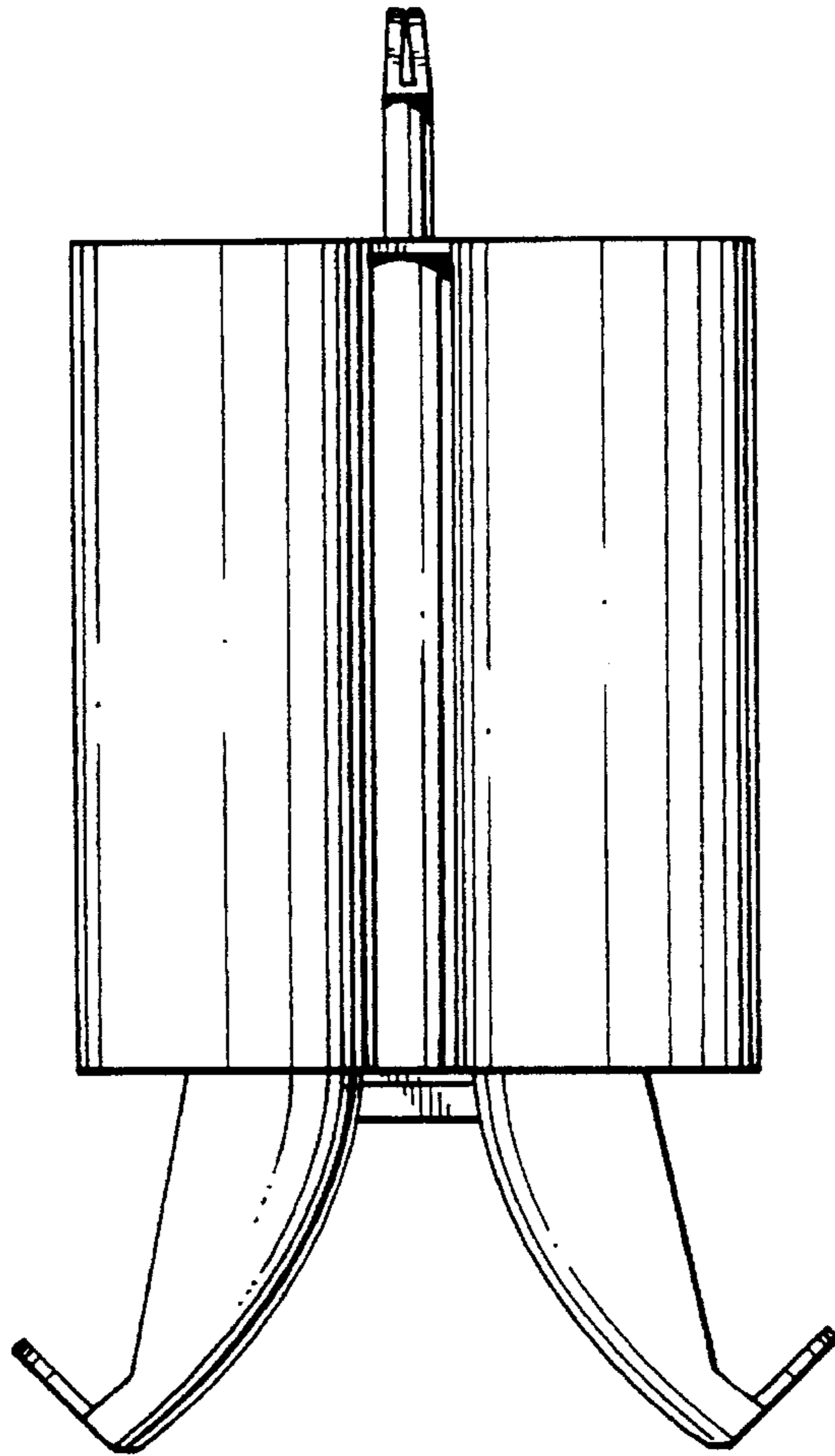


FIG. 4




FIG. 5