



US00D376297S

United States Patent [19]

[11] **Patent Number: Des. 376,297**

Jacobson

[45] **Date of Patent: **Dec. 10, 1996**

[54] **FOOD AND BEVERAGE TRAY**

[76] **Inventor: Loren N. Jacobson, Box 2970, Missoula, Mont. 59806**

[**] **Term: 14 Years**

[21] **Appl. No.: 44,805**

[22] **Filed: Sep. 27, 1995**

[52] **U.S. Cl. D7/553; D7/555; D7/549; D7/620**

[58] **Field of Search** D7/613, 628, 629, D7/566, 567, 571, 539, 538, 564, 544, 551, 556, 506, 578, 613, 679, 555, 553, 549, 614, 701, 620, 590, 592, 596, 599, 598, 507, 622; 220/22.83, 575, 737

[56] **References Cited**

U.S. PATENT DOCUMENTS

Re. 27,688	6/1973	White et al.	224/48 R
D. 150,666	8/1948	Zachary	D7/555
D. 157,259	2/1950	Honig	D4/3
D. 183,165	7/1958	Fredrickson	D44/10
D. 194,114	11/1962	Graham	D7/551 X
D. 250,163	11/1978	Pinson	D7/549
D. 290,919	7/1987	Beute	D7/38
D. 296,404	6/1988	Lowenbein	D7/38
D. 304,795	11/1989	Klopp	D7/620
D. 316,800	5/1991	Wertheim	D7/549
D. 331,860	12/1992	Stanfield	D7/555 X
D. 338,374	8/1993	Jacobson	D7/553
D. 341,752	11/1993	Hotchkiss et al.	D7/701
D. 342,190	12/1993	Devitt	D7/555 X
D. 345,084	3/1994	Williams	D7/553 X
D. 353,742	12/1994	Lewis et al.	D7/555 X
D. 359,885	7/1995	Yanuzzi	D7/549 X

D. 366,817	2/1996	Sampson	D7/549 X
2,003,895	6/1935	Martin	D7/555 X
2,375,643	5/1945	Germanotta	311/17
3,162,344	12/1964	Sabol	224/43
3,504,832	4/1970	Corvetti	224/48
3,861,867	1/1975	Ouhl	432/258
3,955,672	5/1976	Brundage	206/72
4,219,144	8/1980	Hagelberg	206/564
4,461,396	7/1984	Harper	220/23.83
4,516,685	5/1985	French	220/23.83
4,732,274	3/1988	Bouton	206/561
4,966,297	10/1990	Doty	220/23.83
4,989,747	2/1991	Powell	D7/549 X
4,991,713	2/1991	Phillips	206/218
5,114,038	5/1992	Laumann Geb Quensen	220/575

Primary Examiner—Nelson C. Holtje
Assistant Examiner—M. N. Pandozzi
Attorney, Agent, or Firm—Wells, St. John, Roberts, Gregory & Matkin P.S.

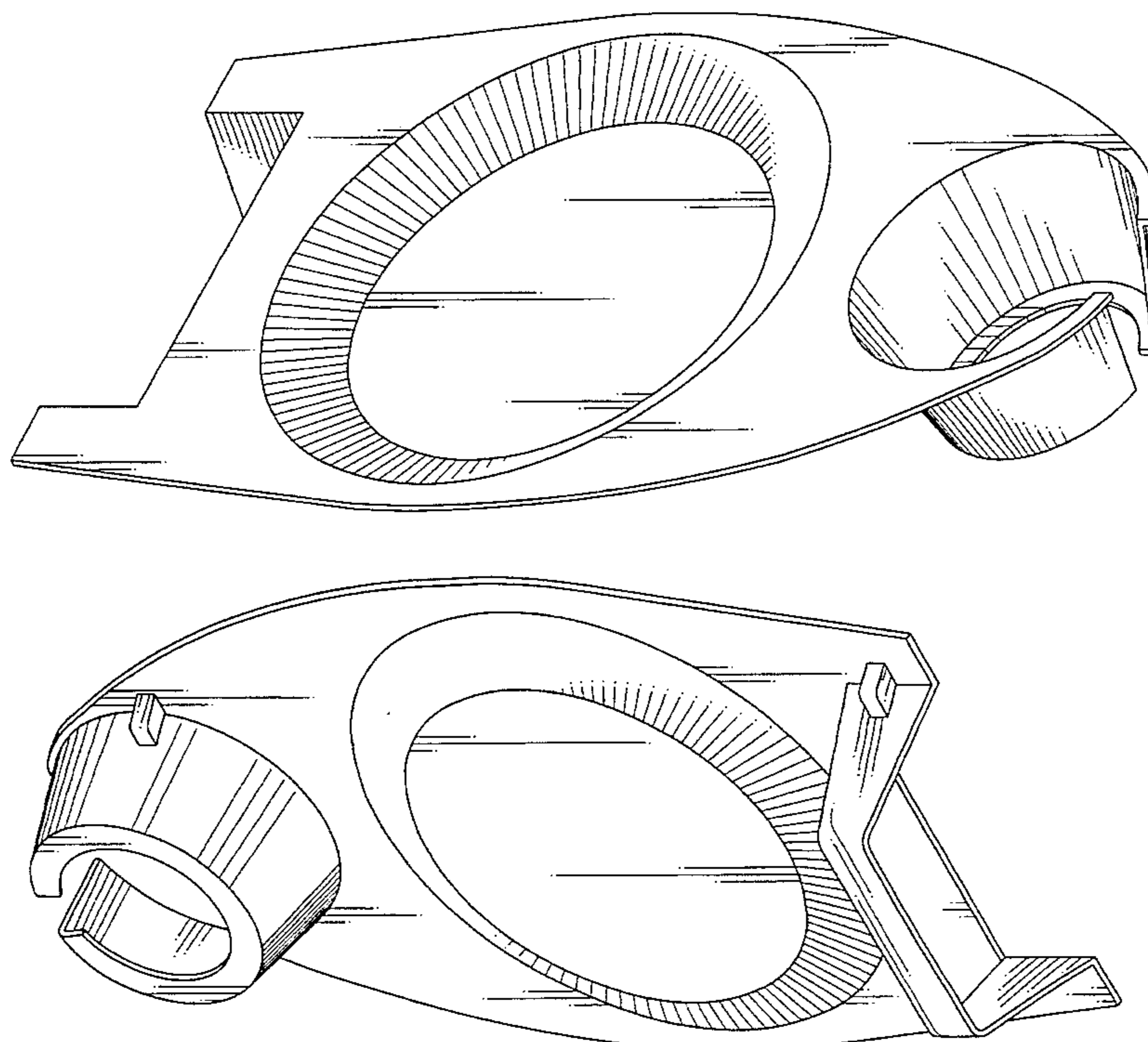
[57] **CLAIM**

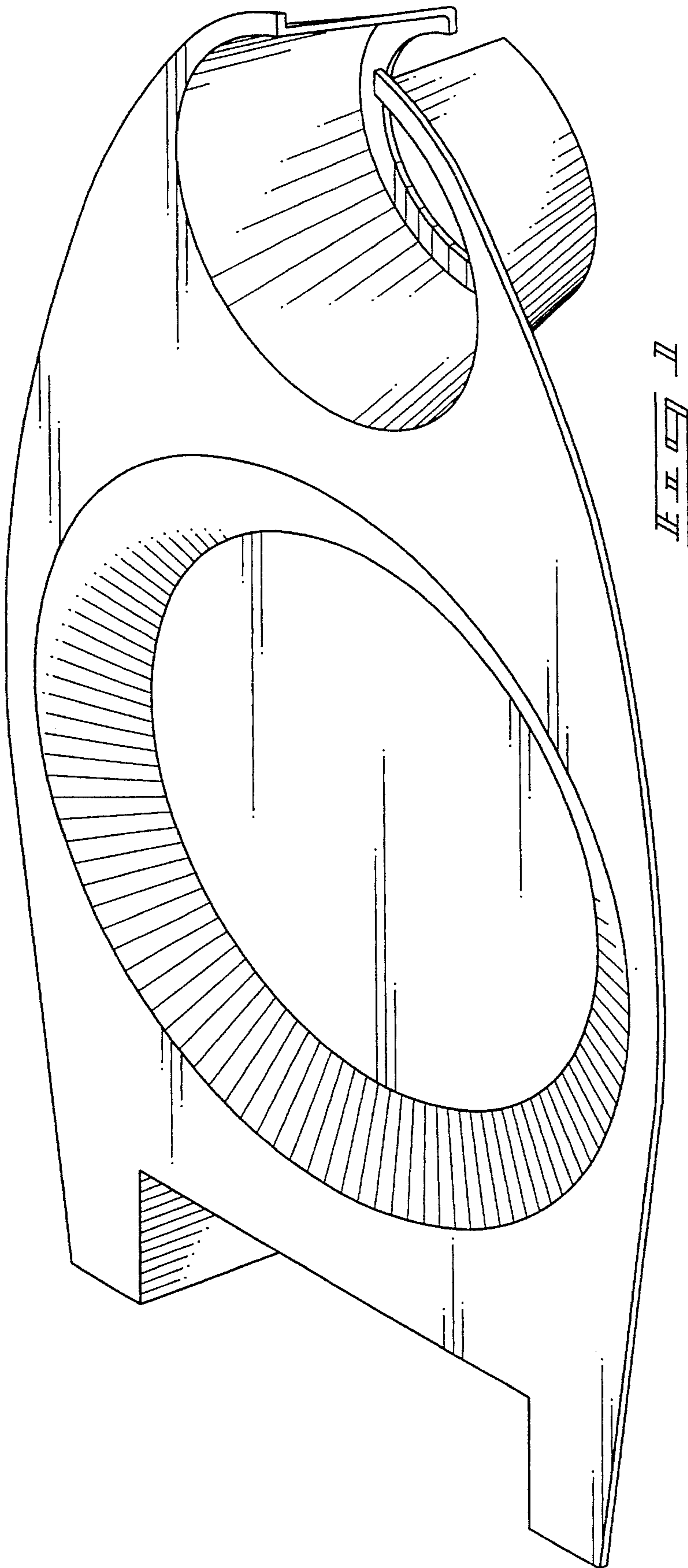
The ornamental design for a food and beverage tray, as shown and described.

DESCRIPTION

FIG. 1 is a top perspective view of a food and beverage tray showing my new design;
FIG. 2 is a bottom perspective view thereof;
FIG. 3 is a top plan view thereof;
FIG. 4 is a bottom plan view thereof;
FIG. 5 is a side elevation view thereof, the opposite side being a mirror image thereof;
FIG. 6 is a rearward end view thereof; and,
FIG. 7 is a front end view thereof.

1 Claim, 5 Drawing Sheets





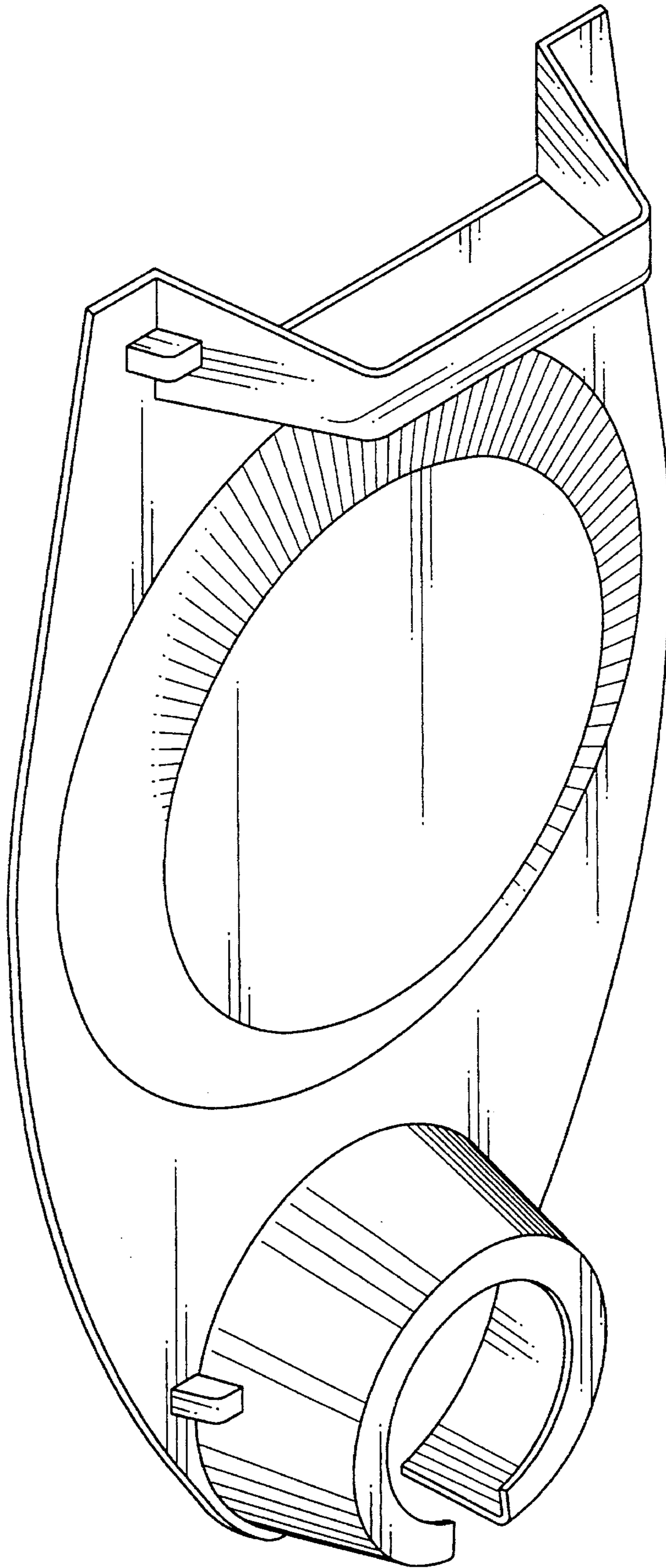


FIG. 2

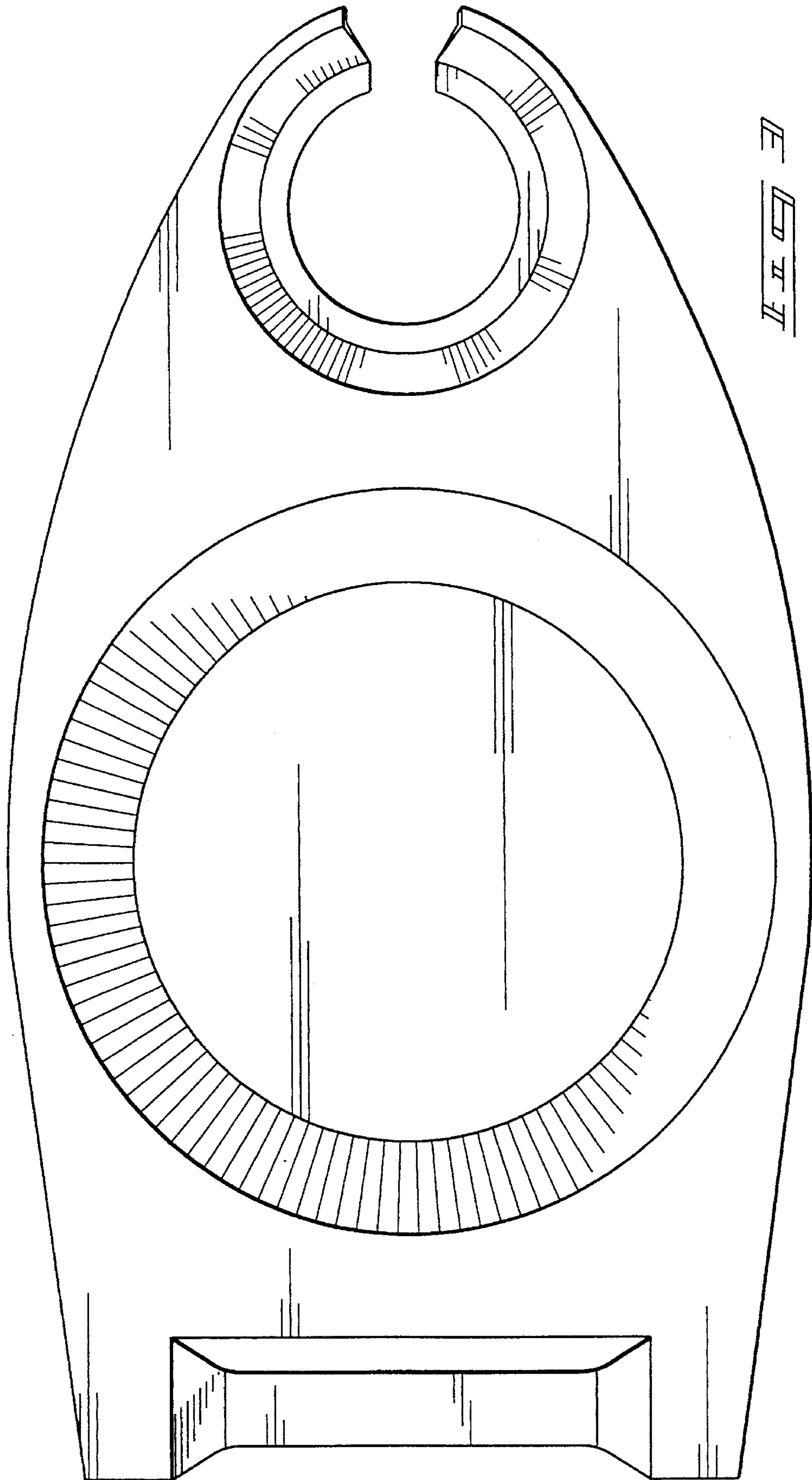


FIG. 3

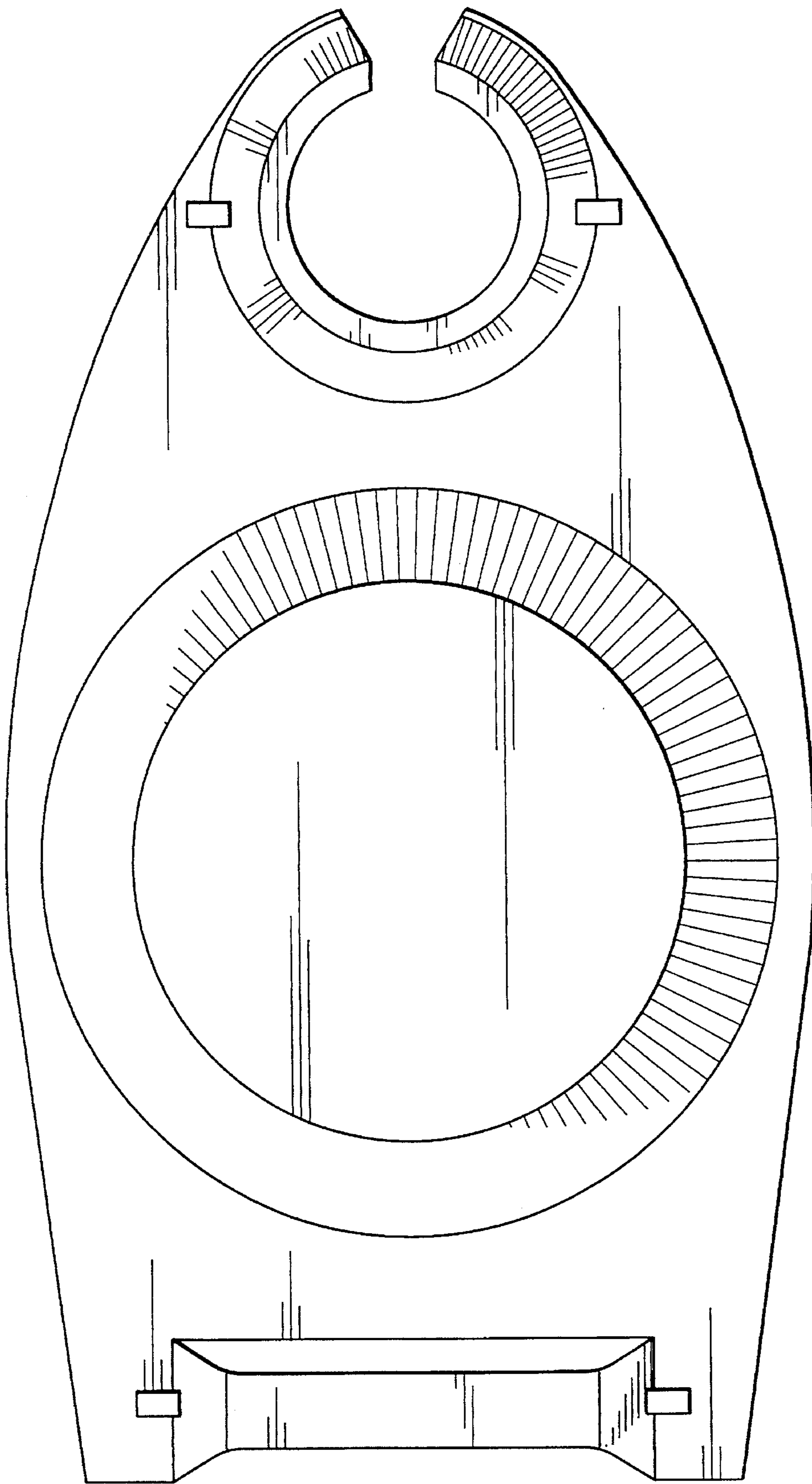


FIG. 4

